


National Federation of State High School Associations



*Varsity*  
*2010-2011*

# Wrestling Official Scorebook



OFFICIAL DISTRIBUTOR  
CRAMER PRODUCTS, INC.

WRS



# DUAL MEET SCORESHEET

HOME: Oil City

VISITOR: Reynolds

DATE: 12.21.10

TIME: 9:38pm

REFEREE: Sherrington

CHOICE	WT	WRESTLERS	1ST PERIOD	2ND PERIOD	3RD PERIOD	SCORE	OVERTIME				MATCH SCORE	MATCH RESULTS	TEAM SCORE	
							SV	TB1	TB2	UTB			H	V
✓ 1		Forfeit											-	6
✓ 2		Neal Engstrom (10)										For.	0	6
✓ 1		Zach Wilson (9)		↑ C									-	6
✓ 9		Curtis Arnold (10)	T <sub>2</sub> N <sub>2</sub> N <sub>3</sub> N <sub>3</sub>	R <sub>2</sub>	FAIL 2:35						FAIL	2:35	0	12
✓ 1		John Beach (10)	E <sub>1</sub> E <sub>1</sub>										-	6
✓ 2		Mason Beckman (12)	T <sub>2</sub> N <sub>2</sub> T <sub>2</sub> T <sub>2</sub> N <sub>3</sub>	↑ C N <sub>3</sub>	FAIL 3:22						FAIL	3:22	0	18
✓ 1		Cameron Cochran (11)	E <sub>1</sub>										-	6
✓ 3		Dylan D'Urso (11)	T <sub>2</sub> T <sub>2</sub>	FAIL 1:39							FAIL	1:39	0	24
✓ 1		Alex Harsenraden (9)	E <sub>1</sub> E <sub>1</sub> E <sub>1</sub> E <sub>1</sub>										-	6
✓ 3		Adam Matthews (12)	T <sub>2</sub> T <sub>2</sub> T <sub>2</sub> T <sub>2</sub> N <sub>2</sub> T <sub>2</sub>	FAIL 1:10							FAIL	1:10	0	30
✓ 1		Austin King (9)	E <sub>1</sub> E <sub>1</sub> 1 E <sub>1</sub>	↑									-	6
✓ 4		Austin Matthews (10)	T <sub>2</sub> T <sub>2</sub> C T <sub>2</sub> P T <sub>2</sub> N <sub>3</sub> N <sub>2</sub>	R <sub>2</sub> N <sub>3</sub>	FAIL 2:41						FAIL	2:41	0	36
✓ 1		Kyle Boone (11)	E <sub>1</sub> E <sub>1</sub>										-	6
✓ 4		Justin Rhodes (11)	T <sub>2</sub> T <sub>2</sub> N <sub>2</sub> T <sub>2</sub>	FAIL 1:09							FAIL	1:09	0	42
✓ 1		Brad Downing (11)		D			= E <sub>1</sub>				1		-	5
✓ 5		Tyler Miller (11)	T <sub>2</sub> N <sub>3</sub>	↓ R <sub>2</sub> N <sub>3</sub> N <sub>2</sub>			T <sub>2</sub> T <sub>2</sub>				17 T.Fail	17 5:58	0	47
✓ 1		Brandon Stover (9)	C	= E <sub>1</sub>									-	6
✓ 6		Denton Zsarnas (9)	T <sub>2</sub>	D T <sub>2</sub> T <sub>2</sub>	FAIL 3:13						FAIL	3:13	0	53
✓ 1		Casey Johnson (11)	T <sub>2</sub>	D R <sub>2</sub> R <sub>2</sub>			↓ E <sub>1</sub> T <sub>2</sub>				9	DEC	3	-
✓ 1		Austin Moffett (9)		↓ R <sub>2</sub> R <sub>2</sub>							4		3	53
✓ 1		Forfeit											-	6
✓ 8		Jamar Henry (10)										For.	3	59
✓ 2		Paul Mitchell (12)	B <sub>10</sub> E <sub>1</sub> 3:53	↑ S <sub>W</sub> B <sub>10</sub> 2:50 B <sub>10</sub> 2:03			I				2		-	5
✓ 5		Blake Heim (11)	T <sub>2</sub> N <sub>4</sub> T <sub>2</sub> N <sub>3</sub>	R <sub>2</sub> N <sub>2</sub> C			↑ P N <sub>3</sub>				18 T.Fail	18 5:48	3	64
✓ 2		Larry Winger (11)	E <sub>1</sub>	↓ E <sub>1</sub> T <sub>2</sub> N <sub>3</sub>			C T <sub>2</sub> S <sub>W</sub> C S				9	DEC	3	-
✓ 5		T.J. Johnson (12)	T <sub>2</sub>	D E <sub>1</sub>			↓ E <sub>1</sub> INT 1:25				6		6	64
✓ 1		Forfeit											-	6
✓ 3		Joe Marocco (9)										For.	6	70

T<sub>2</sub> - Takedown  
R<sub>2</sub> - Reversal  
E<sub>1</sub> - Escape  
N<sub>2</sub> - Near fall  
N<sub>3</sub> - Near fall (5 seconds)  
N<sub>4</sub> - Near fall (as a result of injury or bleeding)  
Sw - Stalling Warning  
S - Stalling

TV - Technical Violation  
P - Illegal Hold or Unnecessary Roughness  
RO - Ride-out  
C - Caution  
C<sub>1</sub> - Points Earned After 2nd Caution  
CM<sub>W</sub> - Coach Misconduct Warning

CM - Coach Misconduct  
W - Warning  
FS - False Start  
UCM - Unsportsmanlike Conduct - Match Point  
UCT - Unsportsmanlike Conduct - Team Point  
FMC - Flagrant Misconduct  
F - 1:38 Fall

TF - 4:25 Technical Fall  
For - Forfeit  
Def - Default  
DQ - Disqualified  
Dec - Decision  
MD - Major Decision  
▲ - Selects Up  
▼ - Selects Down  
= - Selects Neutral

OT - Overtime  
SV - Sudden Victory  
TB - Tiebreaker  
UTB - Ultimate Tiebreaker  
IT - Injury Time  
IT - (= ▲ ▼) choice after 2nd Injury Time-out  
BT - Bleeding Time

NOTE:  
Circle first point(s) scored

FINAL SCORE



6 70



# DUAL MEET SCORESHEET

HOME: Reynolds VISITOR: LAKEVIEW DATE: 1.4.11 TIME: 9:01 pm REFEREE: Sen Hoan

CHOICE	WT	WRESTLERS	1ST PERIOD					=	2ND PERIOD					=	3RD PERIOD					SCORE	OVERTIME				MATCH SCORE	MATCH RESULTS	TEAM SCORE			
			SV	TB1	TB2	UTB	SV		TB1	TB2	UTB	SV	TB1		TB2	UTB	H	V												
✓	1/4	Justin Rhodes (11)	T <sub>2</sub>	T <sub>2</sub>	N <sub>2</sub>			D	C	C	T <sub>2</sub>	T <sub>2</sub>			↓	R <sub>2</sub>	PTO 1:48	T <sub>2</sub>				14	↑	↑	↑	14	MDEC	4	-	
	5	Brant Yeager (10)	E <sub>1</sub>					↓			E <sub>1</sub>	E <sub>1</sub>				E <sub>1</sub>					4	↑	↑	↑	4		4	0		
✓	1/5	Tyler Miller (11)	T <sub>2</sub>												↓	R <sub>2</sub>	FAIL 4:25							↑	↑	↑	Fail	4:25	6	-
✓	2	Andrew O'Polko (12)						↓																↑	↑	↑			10	0
✓	1/6	Math Tofani (11)						↓														0	↑	↑	↑	0		-	3	
	6	Cody Lewis (12)													↓	E <sub>1</sub>	S	T <sub>2</sub>				3	↑	↑	↑	3	DEC	10	3	
✓	1/7	Austin Moffett (9)							N <sub>3</sub>	N <sub>2</sub>	T <sub>2</sub>				↓	E <sub>1</sub>	T <sub>2</sub>	T <sub>2</sub>	N <sub>3</sub>			15	↑	↑	↑	15	MDEC	4	-	
✓	1	Todd McConnell (10)						↓			E <sub>1</sub>					E <sub>1</sub>			E <sub>1</sub>		3	↑	↑	↑	3		14	3		
✓	1/8	Jamar Henry (10)	T <sub>2</sub>	T <sub>2</sub>	N <sub>2</sub>	FAIL 1:39																		↑	↑	↑	Fail	1:39	6	-
	9	Justin Barr (12)	E <sub>1</sub>																					↑	↑	↑			20	3
✓	2/1	Blake Heim (11)	T <sub>2</sub>	FAIL :30																				↑	↑	↑	Fail	:30	6	-
✓	5	John Bundrant (11)																						↑	↑	↑			26	3
✓	2/8	Tabiah Johnson (12)						↓		E <sub>1</sub>	T <sub>2</sub>	T <sub>2</sub>				T <sub>2</sub>					7	↑	↑	↑	7	DEC	3	-		
	5	Samuel Breeze (9)							C		E <sub>1</sub>	E <sub>1</sub>	NT 1:51		↓	E <sub>1</sub>	E <sub>1</sub>				4	↑	↑	↑	4		29	3		
✓	1/0	Forfeit																						↑	↑	↑			-	6
✓	1/3	Evan Clayton (10)																						↑	↑	↑	Forfeit	29	9	
✓	1/1	Neal Engstrom (10)																						↑	↑	↑	Forfeit	6	-	
	2	Forfeit																						↑	↑	↑			35	9
✓	1/1	Mason McCallum (9)													↓							0	↑	↑	↑	0		-	3	
✓	1/9	Landon Clayton (11)	T <sub>2</sub>					↓		E <sub>1</sub>												3	↑	↑	↑	3	DEC	35	12	
✓	1/2	Mason Beckman (12)	T <sub>2</sub>	T <sub>2</sub>	N <sub>3</sub>	T <sub>2</sub>	N <sub>2</sub>	T <sub>2</sub>	FAIL 1:52															↑	↑	↑	Fail	1:52	6	-
	5	Jake Heim (9)	E <sub>1</sub>			E <sub>1</sub>		E <sub>1</sub>																↑	↑	↑			41	12
✓	1/3	Dylan D'Urso (11)	T <sub>2</sub>	T <sub>2</sub>							T <sub>2</sub>	T <sub>2</sub>	T <sub>2</sub>	T <sub>2</sub>	↓	E <sub>1</sub>	T <sub>2</sub>	N <sub>3</sub>				22	↑	↑	↑	22	5:13	5	-	
✓	3/0	Shane Schliefer (12)	E <sub>1</sub>	E <sub>1</sub>				↓	E <sub>1</sub>	E <sub>1</sub>	E <sub>1</sub>	E <sub>1</sub>	E <sub>1</sub>								7	↑	↑	↑	7		46	12		
✓	1/3	Adam Matthews (12)	T <sub>2</sub>	T <sub>2</sub>	N <sub>3</sub>	T <sub>2</sub>	T <sub>2</sub>	D			T <sub>2</sub>	T <sub>2</sub>	FAIL 3:19											↑	↑	↑	Fail	3:19	6	-
	3/5	Dustin Schliefer (10)	E <sub>1</sub>			E <sub>1</sub>	E <sub>1</sub>	↓	E <sub>1</sub>	E <sub>1</sub>													↑	↑	↑			52	12	
✓	1/4	Austin Matthews (10)	T <sub>2</sub>	FAIL :39																				↑	↑	↑	Fail	:39	6	-
	4/0	Brandon Persch (10)																						↑	↑	↑			58	12

T<sub>2</sub> - Takedown  
R<sub>2</sub> - Reversal  
E<sub>1</sub> - Escape  
N<sub>2</sub> - Near fall  
N<sub>3</sub> - Near fall (5 seconds)  
N<sub>4</sub> - Near fall (as a result of injury or bleeding)  
Sw - Stalling Warning  
S - Stalling

TV - Technical Violation  
P - Illegal Hold or Unnecessary Roughness  
RO - Ride-out  
C - Caution  
C<sub>1</sub> - Points Earned After 2nd Caution  
CMW - Coach Misconduct Warning

CM - Coach Misconduct  
W - Warning  
FS - False Start  
UCM - Unsportsmanlike Conduct - Match Point  
UCT - Unsportsmanlike Conduct - Team Point  
FMC - Flagrant Misconduct  
F - 1:38 Fall

TF - 4:25 Technical Fall  
For - Forfeit  
Def - Default  
DQ - Disqualified  
Dec - Decision  
MD - Major Decision  
▲ - Selects Up  
▼ - Selects Down  
= - Selects Neutral

OT - Overtime  
SV - Sudden Victory  
TB - Tiebreaker  
UTB - Ultimate Tiebreaker  
IT - Injury Time  
IT - (= ▲ ▼) choice after 2nd Injury Time-out  
BT - Bleeding Time

NOTE:  
Circle first point(s) scored

FINAL SCORE





# DUAL MEET SCORESHEET

HOME: Reynolds

VISITOR: Commodore Perry

DATE: 1.6.11

TIME: 8:32pm

REFEREE: EM J

CHOICE	WT	WRESTLERS	1ST PERIOD	2ND PERIOD	3RD PERIOD	SCORE	OVERTIME				MATCH SCORE	MATCH RESULTS	TEAM SCORE			
							SV	TB1	TB2	UTB			H	V		
	1	Neal Engstrom (10)										FOR.	6	-		
✓	2	Forfeit											6	0		
✓	1	Mason McCollum (9)										FOR.	6	-		
	9	Forfeit											12	0		
	1	Mason Beckman (12)										FOR.	6	-		
✓	2	Forfeit											18	0		
BTD 1:34 ✓	1	Dylan D'Urso (11)	T <sub>2</sub> T <sub>2</sub> T <sub>2</sub> T <sub>2</sub> T <sub>2</sub> C <sub>3</sub> D <sub>2</sub> T <sub>2</sub>	(FAIL 2:34)								FAIL	2:34	6	-	
	3	Tyler Osborne (10)	E <sub>1</sub> E <sub>1</sub> E <sub>1</sub> E <sub>1</sub> =										24	0		
	1	Adam Matthews (12)	T <sub>2</sub> N <sub>3</sub> T <sub>2</sub> (FAIL 1:21)									FAIL	1:21	6	-	
✓	3	Allin Reges (11)	E <sub>1</sub>										30	0		
✓	1	Austin Matthews (10)										FOR.	6	-		
	4	Forfeit											36	0		
	1	Justin Rhodes (11)	T <sub>2</sub>													
✓	4	Inn Anthony (11)	E <sub>1</sub>										5	DEC	3	-
	5	Tyler Miller (11)	T <sub>2</sub> T <sub>2</sub> N <sub>3</sub> (FAIL 1:41)									FAIL	1:41	6	-	
	5	Kevin Stromyer (12)	E <sub>1</sub>										45	0		
✓	1	Matt Totani (11)	T <sub>2</sub> TV										4	DEC	3	-
✓	6	Samuel Lackey (12)	I										3			
	7	Austin Mottett (9)	E <sub>1</sub>										8	DEC	3	-
✓	1	Jeremiah Mears (12)	T <sub>2</sub>										3			
	8	Jamar Henry (10)											3			
✓	9	Stephen Ceremuga (12)	T <sub>2</sub> N <sub>3</sub> N <sub>3</sub>										17	MDEC	51	4
✓	2	Blake Heim (11)	T <sub>2</sub> (FAIL 1:19)									FAIL	1:19	6	-	
	5	Dean Moyer (12)											57	4		
	2	Tabiah Johnson (12)											1			
✓	8	Shaquan Walker (12)	S <sub>W</sub>										2			
✓	1	Forfeit														
	3	Colton Marner (10)														

T<sub>2</sub> - Takedown  
R<sub>2</sub> - Reversal  
E<sub>1</sub> - Escape  
N<sub>2</sub> - Near fall  
N<sub>3</sub> - Near fall (5 seconds)  
N<sub>4</sub> - Near fall (as a result of injury or bleeding)  
S<sub>W</sub> - Stalling Warning  
S - Stalling

TV - Technical Violation  
W - Warning  
P - Unnecessary Roughness  
RO - Ride-out  
C - Caution  
C<sub>1</sub> - Points Earned After 2nd Caution  
CM<sub>W</sub> - Coach Misconduct Warning

CM - Coach Misconduct  
W - Warning  
FS - False Start  
UCM - Unsportsmanlike Conduct  
UCT - Unsportsmanlike Conduct  
FMC - Flagrant Misconduct  
F - 1:38 Fall

TF - 4:25 Technical Fall  
For - Forfeit  
Def - Default  
DO - Disqualified  
Dec - Decision  
MD - Major Decision  
▲ - Selects Up  
▼ - Selects Down  
= - Selects Neutral

OT - Overtime  
SV - Sudden Victory  
TB - Tiebreaker  
UTB - Ultimate Tiebreaker  
IT - Injury Time  
IT - (= ▲ ▼) choice after 2nd Injury Time-out  
BT - Bleeding Time

NOTE:  
Circle first point(s) scored

FINAL SCORE  
60 10





## DUAL MEET SCORESHEET

HOME: Reynolds

VISITOR: Sharpsville

DATE: 1.8.11

TIME: 10:05 AM

REFEREE: Judy Payne

CHOICE	WT	WRESTLERS	1ST PERIOD	2ND PERIOD	3RD PERIOD	SCORE	OVERTIME				MATCH SCORE	MATCH RESULTS	TEAM SCORE	
							SV	TB1	TB2	UTB			H	V
✓ 1/2	5	Curtis Arnold (10)						↑	↑	↑		For.	6	-
		Forfeit						↑	↑	↑			6	0
✓ 1/3	0	Mason Beckman (12)	T <sub>2</sub>	T <sub>2</sub> T <sub>2</sub> N <sub>3</sub> T <sub>2</sub>	FAIL 1:51			↑	↑	↑	FAIL	1:51	6	-
✓ 1/3	0	Joey Pagliaroli (10)	E <sub>1</sub>	E <sub>1</sub> E <sub>1</sub>				↑	↑	↑			12	0
✓ 1/3	5	Dylan D'urso (11)	T <sub>2</sub>	T <sub>2</sub> N <sub>3</sub> BTB 3:40	D T <sub>2</sub> FAIL 3:11			↑	↑	↑	FAIL	3:11	6	-
		Travis Burge (11)	E <sub>1</sub>	=				↑	↑	↑			10	0
✓ 1/4	0	Adam Matthews (12)	T <sub>2</sub>	T <sub>2</sub> T <sub>2</sub> T <sub>2</sub> N <sub>3</sub> C	↓ E <sub>1</sub> T <sub>2</sub> N <sub>3</sub>	19		↑	↑	T.F.	1:19	2:34	5	-
✓ 1/4	0	Kyle Maxwell (12)	E <sub>1</sub>	E <sub>1</sub> E <sub>1</sub> E <sub>1</sub>	D	4		↑	↑	↑	4		23	0
✓ 1/4	5	Austin Matthews (10)	T <sub>2</sub>	T <sub>2</sub> N <sub>3</sub>	D T <sub>2</sub> N <sub>2</sub> FAIL 3:51			↑	↑	↑	FAIL	3:51	6	-
		Ben BuChee (9)	E <sub>1</sub>	E <sub>1</sub>	↓ E <sub>1</sub>			↑	↑	↑			29	0
✓ 1/5	2	Justin Rhodes (11)	T <sub>2</sub>	T <sub>2</sub> FAIL 1:46				↑	↑	↑	FAIL	1:46	6	-
✓ 1/5	2	Travis Swartz (11)	E <sub>1</sub>					↑	↑	↑			35	0
✓ 1/6	0	Tyler Miller (11)	T <sub>2</sub>		D E <sub>1</sub> T <sub>2</sub> N <sub>3</sub>	↓ E <sub>1</sub> T <sub>2</sub> FAIL 4:43		↑	↑	↑	FAIL	4:43	6	-
		Alex Molina (10)		↑				↑	↑	↑			41	0
✓ 1/7	1	Austin Moffett (9)						↑	↑	↑			-	6
✓ 1/7	1	JAMES Wherry (12)	T <sub>2</sub>	FAIL 1:02				↑	↑	↑	FAIL	1:02	41	6
✓ 1/8	9	Jamar Henry (10)	T <sub>2</sub>		D T <sub>2</sub>	↓ E <sub>1</sub> R <sub>2</sub>	7	↑	↑	↑	7	DEC	3	-
		Austin Rice (11)	E <sub>1</sub>		↓ E <sub>1</sub>	T <sub>2</sub> E <sub>1</sub>	5	↑	↑	↑	5		44	6
✓ 2/1	5	Tobiah Johnson (12)				↓ E <sub>1</sub> T <sub>2</sub> FAIL 5:32		↑	↑	↑	FAIL	5:32	6	-
✓ 2/1	5	Cody Hughes (10)			↓ E <sub>1</sub>			↑	↑	↑			50	6
✓ 2/2	8	Blake Heim (11)			↓ R <sub>2</sub>	T <sub>2</sub> 1 E <sub>1</sub>	6	T <sub>2</sub>	↑	↑	8	DEC	3	-
		Kaleb Robertson (10)			E <sub>1</sub> S.W.	↓ E <sub>1</sub> R <sub>2</sub> N <sub>2</sub> S	6		↑	↑	6		53	6
✓ 1/3	10	Forfeit						↑	↑	↑			-	6
✓ 1/3	3	Austin Szugge (9)						↑	↑	↑		For.	53	12
✓ 1/1	2	Neal Engstrom (10)	T <sub>2</sub> N <sub>2</sub> N <sub>3</sub>	FAIL 1:24				↑	↑	↑	FAIL	1:24	6	-
		Dustin Koser (10)						↑	↑	↑			59	12
✓ 1/1	9	Mason McCallum (9)	T <sub>2</sub>					↑	↑	↑	FAIL	1:42	6	-
✓ 1/1	9	Joe SoFranko (9)						↑	↑	↑			65	12

T<sub>2</sub> - Takedown  
 R<sub>2</sub> - Reversal  
 E<sub>1</sub> - Escape  
 N<sub>2</sub> - Near fall  
 N<sub>3</sub> - Near fall (5 seconds)  
 N<sub>4</sub> - Near fall (as a result of injury or bleeding)  
 Sw - Stalling Warning  
 S - Stalling

TV - Technical Violation  
 P - Illegal Hold or Unnecessary Roughness  
 RO - Ride-out  
 C - Caution  
 C<sub>1</sub> - Points Earned After 2nd Caution  
 CMW - Coach Misconduct Warning

CM - Coach Misconduct  
 W - Warning  
 FS - False Start  
 UCM - Unsportsmanlike Conduct  
 - Match Point  
 UCT - Unsportsmanlike Conduct  
 - Team Point  
 FMC - Flagrant Misconduct  
 F - 1:38 Fall

TF - 4:25 Technical Fall  
 For - Forfeit  
 Def - Default  
 DQ - Disqualified  
 Dec - Decision  
 MD - Major Decision  
 ▲ - Selects Up  
 ▼ - Selects Down  
 = - Selects Neutral

OT - Overtime  
 SV - Sudden Victory  
 TB - Tiebreaker  
 UTB - Ultimate Tiebreaker  
 IT - Injury Time  
 IT - (= ▲ ▼) choice after 2nd Injury Time-out  
 BT - Bleeding Time

NOTE:  
 Circle first point(s) scored

FINAL SCORE

65 12





## DUAL MEET SCORESHEET

HOME: Reynolds

VISITOR: Hickory

DATE: 1.8.11

TIME: 11:49 am

REFEREE: 

CHOICE	WT	WRESTLERS	1ST PERIOD	2ND PERIOD	3RD PERIOD	SCORE	OVERTIME				MATCH SCORE	MATCH RESULTS	TEAM SCORE	
							SV	TB1	TB2	UTB			H	V
✓ 1/30		Dylan D'Urso (11)	T <sub>2</sub> (FAIL 1:27)					↑	↑	↑	FAIL	1:27	6	-
		Nathan Stidham (11)						↑	↑	↑			6	0
✓ 1/35		Adam Matthews (12)	T <sub>2</sub> T <sub>2</sub> T <sub>2</sub> (FAIL 1:28)					↑	↑	↑	FAIL	1:28	6	-
		Travis Perrine (10)	E <sub>1</sub> E <sub>1</sub>					↑	↑	↑			12	0
✓ 1/40		Cam Clanci (10)	INT 1:27	P	↓ C R <sub>2</sub> INT 1:02	2	↑	↑	↑	2			-	3
		Aaron Mills (12)	↓ (1) R <sub>2</sub>		INT 1:39 E <sub>1</sub> INT 1:09	4	↑	↑	↑	4	DEC		12	3
✓ 1/45		Justin Rhodes (11)	T <sub>2</sub> (FAIL 1:51)					↑	↑	↑	FAIL	1:51	6	-
		Shane Beatty (10)						↑	↑	↑			18	3
✓ 1/52		Austin Matthews (10)	R <sub>2</sub> N <sub>2</sub>	T <sub>2</sub> N <sub>3</sub> N <sub>3</sub>	↓ R <sub>2</sub> N <sub>2</sub> N <sub>3</sub>	19	↑	↑	↑	T FAIL	19	4:52	5	-
		Philip Sims (12)	T <sub>2</sub>	↓ E <sub>1</sub>		3	↑	↑	↑	3			23	3
✓ 1/60		Denton Zerodas (9)		D	=		↑	↑	↑				-	6
		Tyler Gargano (12)	T <sub>2</sub> N <sub>3</sub>	↓ E <sub>1</sub> T <sub>2</sub> N <sub>3</sub>	T <sub>2</sub> (FAIL 4:45)		↑	↑	↑	FAIL	4:45		23	9
✓ 1/71		Matt Tofani (11)		↓ R <sub>2</sub>	T <sub>2</sub>	4	↑	↑	↑	4	DEC		3	-
		Justin Michael (12)	T <sub>2</sub>	D	↓ E <sub>1</sub>	3	↑	↑	↑	3			26	9
✓ 1/89		Jamar Henry (10)	① P E <sub>1</sub>	D	↓ E <sub>1</sub>	3	↑	↑	↑	3			-	3
		Joseph Hines (10)	P 1 T <sub>2</sub>	↓ E <sub>1</sub>		4	↑	↑	↑	4	DEC		26	12
✓ 3/5		Tobiah Johnson (12)		↓ (E <sub>1</sub> ) T <sub>2</sub>		3	↑	↑	↑	3	DEC		3	-
		Garrett Miller (11)		D	=	0	↑	↑	↑	0			29	12
✓ 2/85		Blake Heim (11)	(T <sub>2</sub> ) N <sub>3</sub>	D T <sub>2</sub>	↓ R <sub>2</sub> (FAIL 4:41)		↑	↑	↑	FAIL	4:41		6	-
		Hayden Rohrbacher (11)	S <sub>W</sub>	↓ E <sub>1</sub> E <sub>1</sub>			↑	↑	↑				35	12
✓ 1/103		Forfeit					↑	↑	↑				35	12
		Forfeit					↑	↑	↑				6	-
✓ 1/12		Neal Engstrom (10)					↑	↑	↑				41	12
		Forfeit					↑	↑	↑				6	-
✓ 1/19		Mason McCollum (9)	T <sub>2</sub> (FAIL 1:13)				↑	↑	↑	FAIL	1:13		6	-
		Ricky Dudas (10)					↑	↑	↑				47	12
✓ 1/25		Mason Beckman (12)	(T <sub>2</sub> ) T <sub>2</sub> N <sub>3</sub> T <sub>2</sub>				↑	↑	↑			1:36	6	-
		Jacob Shultz (12)	E <sub>1</sub> E <sub>1</sub>				↑	↑	↑				53	12

T<sub>2</sub> - Takedown  
 R<sub>2</sub> - Reversal  
 E<sub>1</sub> - Escape  
 N<sub>2</sub> - Near fall  
 N<sub>3</sub> - Near fall (5 seconds)  
 N<sub>4</sub> - Near fall (as a result of injury or bleeding)  
 Sw - Stalling Warning  
 S - Stalling

TV - Technical Violation  
 P - Illegal Hold or Unnecessary Roughness  
 RO - Ride-out  
 C - Caution  
 C<sub>1</sub> - Points Earned After 2nd Caution  
 CM<sub>W</sub> - Coach Misconduct Warning

CM - Coach Misconduct  
 W - Warning  
 FS - False Start  
 UCM - Unsportsmanlike Conduct - Match Point  
 UCT - Unsportsmanlike Conduct - Team Point  
 FMC - Flagrant Misconduct  
 F - 1:38 Fall

TF - 4:25 Technical Fall  
 For - Forfeit  
 Def - Default  
 DQ - Disqualified  
 Dec - Decision  
 MD - Major Decision  
 ▲ - Selects Up  
 ▼ - Selects Down  
 = - Selects Neutral

OT - Overtime  
 SV - Sudden Victory  
 TB - Tiebreaker  
 UTB - Ultimate Tiebreaker  
 IT - Injury Time  
 IT - (= ▲ ▼) choice after 2nd Injury Time-out  
 BT - Bleeding Time

NOTE:  
 Circle first point(s) scored

FINAL SCORE

53 12





## DUAL MEET SCORESHEET

HOME: Reynolds VISITOR: West Middlesex DATE: 1.8.11 TIME: 12:35pm REFEREE: 

CHOICE	WT	WRESTLERS	1ST PERIOD	2ND PERIOD	3RD PERIOD	SCORE	OVERTIME				MATCH SCORE	MATCH RESULTS	TEAM SCORE	
							SV	TB1	TB2	UTB			H	V
✓ 1	3	Adam Matthews (12)	T <sub>2</sub> T <sub>2</sub> T <sub>2</sub> N <sub>3</sub> (FAIL 1:43)								FAIL 1:43		6	-
	5	Chase Whelan (11)	E <sub>1</sub> E <sub>1</sub>										6	0
✓ 1	4	Levi Stoyez (9)	T <sub>2</sub> (FAIL 1:09)								FAIL 1:09		6	-
	0	Blake Destafio (11)											12	0
✓ 1	4	Austin Matthews (10)									FOR		6	-
	5	Forfeit											18	0
✓ 1	5	Justin Rhodes (11)									FOR		6	-
	2	Forfeit											24	0
✓ 1	6	Tyler Miller (11)									FOR		6	-
	0	Forfeit											30	0
✓ 1	7	Matt Tofani (11)	T <sub>2</sub> (FAIL :55)								FAIL :55		6	-
	1	Ian Hartman (11)											36	0
✓ 1	8	Jaman Henry (10)									FOR		6	-
	9	Forfeit											42	0
✓ 2	1	Blake Heim (11)	T <sub>2</sub> (FAIL 1:45)								FAIL 1:45		6	-
	5	Travis Combine (12)											48	0
✓ 2	8	Tommy Davis (11)		↓ S <sub>W</sub>				T <sub>2</sub> E <sub>1</sub>			3 T <sub>2</sub>	5 DEC	3	-
	5	Kris Mason (12)						↓ E <sub>1</sub> R <sub>2</sub>			INT 3	3	51	0
✓ 1	0	Forfeit												
	3	Forfeit											51	0
✓ 1	1	Neal Engstrom (10)									FOR		6	-
	2	Forfeit											51	0
✓ 1	1	Mason McGillum (9)									FOR		6	-
	9	Forfeit											63	0
✓ 1	2	Mason Beckman (12)	T <sub>2</sub> T <sub>2</sub> (FAIL :46)								FAIL :46		6	-
	5	Kyle Gillmore (11)	E <sub>1</sub>										69	0
✓ 1	3	Dylan D'Urso (11)									FOR		6	-
	0	Forfeit											75	0
													FINAL SCORE	75 0

T<sub>2</sub> - Takedown  
 R<sub>2</sub> - Reversal  
 E<sub>1</sub> - Escape  
 N<sub>2</sub> - Near fall  
 N<sub>3</sub> - Near fall (5 seconds)  
 N<sub>4</sub> - Near fall (as a result of injury or bleeding)  
 Sw - Stalling Warning  
 S - Stalling

TV - Technical Violation  
 P - Illegal Hold or Unnecessary Roughness  
 RO - Ride-out  
 C - Caution  
 C<sub>1</sub> - Points Earned After 2nd Caution  
 CMw - Coach Misconduct Warning

CM - Coach Misconduct  
 W - Warning  
 FS - False Start  
 UCM - Unsportsmanlike Conduct - Match Point  
 UCT - Unsportsmanlike Conduct - Team Point  
 FMC - Flagrant Misconduct  
 F - 1:38 Fall

TF - 4:25 Technical Fall  
 For - Forfeit  
 Def - Default  
 DQ - Disqualified  
 Dec - Decision  
 MD - Major Decision  
 ▲ - Selects Up  
 ▼ - Selects Down  
 = - Selects Neutral

OT - Overtime  
 SV - Sudden Victory  
 TB - Tiebreaker  
 UTB - Ultimate Tiebreaker  
 IT - Injury Time  
 IT - (= ▲ ▼) choice after 2nd Injury Time-out  
 BT - Bleeding Time

NOTE:  
 Circle first point(s) scored





## DUAL MEET SCORESHEET

HOME: Reynolds VISITOR: Slippery Rock DATE: 1.8.11 TIME: 2:25pm REFEREE: [Signature]

CHOICE	WT	WRESTLERS	1ST PERIOD	2ND PERIOD	3RD PERIOD	SCORE	OVERTIME				MATCH SCORE	MATCH RESULTS	TEAM SCORE	
							SV	TB1	TB2	UTB			H	V
✓ 14	5	Austin Matthews (10)										For	6	-
		Forfeit											6	0
✓ 15	2	Justin Rhodes (11)	T <sub>2</sub> (FAIL 1:42)									Fail 1:42	6	-
		J.J. Graham (12)											12	0
✓ 16	0	Tyler Miller (11)	T <sub>2</sub>	D T <sub>2</sub> (FAIL 2:56)								Fail 2:56	6	-
		Anthony Mineo (12)											18	0
✓ 17	1	Matt Tofani (11)	T <sub>2</sub> (FAIL 1:25)									Fail 1:25	6	-
		Paul Hemshrod (11)											24	0
✓ 18	9	Jamar Henry (10)										For	6	-
		Forfeit											30	0
✓ 21	5	Blake Heim (11)	T <sub>2</sub> N <sub>2</sub> T <sub>2</sub> T <sub>2</sub> (FAIL 1:01)									Fail 1:01	6	-
		Tim Kerr (10)	E <sub>1</sub> E <sub>1</sub>										36	0
✓ 28	5	Tabiah Johnson (12)										For	6	-
		Forfeit											42	0
✓ 10	3	Forfeit											42	0
		Forfeit											42	0
✓ 11	2	Neal Engstrom (10)	T <sub>2</sub> T <sub>2</sub> T <sub>2</sub> (FAIL 1:02)									Fail 1:02	6	-
		DAVE Huxelton (9)	E <sub>1</sub> E <sub>1</sub>										48	0
✓ 11	9	Mason McCollum										For	6	-
		Forfeit											54	0
✓ 12	5	Mason Beckman (12)	T <sub>2</sub> T <sub>2</sub> T <sub>2</sub> N <sub>2</sub> N <sub>2</sub> = T <sub>2</sub> N <sub>3</sub>			19					19	5:44	5	-
		Gordon Beiber (11)	E <sub>1</sub> E <sub>1</sub>			4					4		59	0
✓ 13	0	Dylan D'Urso (11)										For	6	-
		Forfeit											65	0
✓ 13	5	Math Leise (10)										For	6	-
		Forfeit											71	0
✓ 14	0	Adam Matthews (12)										For	6	-
		Forfeit											77	0

T<sub>2</sub> - Takedown  
 R<sub>2</sub> - Reversal  
 E<sub>1</sub> - Escape  
 N<sub>2</sub> - Near fall  
 N<sub>3</sub> - Near fall (5 seconds)  
 N<sub>4</sub> - Near fall (as a result of injury or bleeding)  
 Sw - Stalling Warning  
 S - Stalling

TV - Technical Violation  
 P - Illegal Hold or Unnecessary Roughness  
 RO - Ride-out  
 C - Caution  
 C<sub>1</sub> - Points Earned After 2nd Caution  
 CM<sub>w</sub> - Coach Misconduct Warning

CM - Coach Misconduct  
 W - Warning  
 FS - False Start  
 UCM - Unsportsmanlike Conduct - Match Point  
 UCT - Unsportsmanlike Conduct - Team Point  
 FMC - Flagrant Misconduct  
 F - 1:38 Fall

TF - 4:25 Technical Fall  
 For - Forfeit  
 Def - Default  
 DQ - Disqualified  
 Dec - Decision  
 MD - Major Decision  
 ▲ - Selects Up  
 ▼ - Selects Down  
 = - Selects Neutral

OT - Overtime  
 SV - Sudden Victory  
 TB - Tiebreaker  
 UTB - Ultimate Tiebreaker  
 IT - Injury Time  
 IT - (= ▲ ▼) choice after 2nd Injury Time-out  
 BT - Bleeding Time

NOTE:  
 Circle first point(s) scored

FINAL SCORE



77 0



## DUAL MEET SCORESHEET

HOME: Reynolds

VISITOR: MERCER

DATE: 1.8.11

TIME: 7:11 pm

REFEREE: [Signature]

CHOICE	WT	WRESTLERS	1ST PERIOD	2ND PERIOD	3RD PERIOD	SCORE	OVERTIME				MATCH SCORE	MATCH RESULTS	TEAM SCORE	
							SV	TB1	TB2	UTB			H	V
✓	1/6	Tyler Miller (11)		↓ R <sub>2</sub>	SW	2					2	DEC	3	-
		Alec Gawn (11)			↓	0					0		3	0
	1/7	Matt ToFani (11)		BTG 1:44 BTG 1:46	=	0					0		-	3
✓	1/1	Kyle Mariachee (11)	BTG 1:43	↓ E <sub>1</sub> T <sub>2</sub>	INT 1:11	3					3	DEC	3	3
✓	1/8	Jamar Henry (10)	T <sub>2</sub>	D T <sub>2</sub>	↓ E <sub>1</sub>	5					5	DEC	3	-
	1/9	Jonathan Henneson (9)	E <sub>1</sub>	↓ E <sub>1</sub>	T <sub>2</sub>	4					4		6	0
	2	Tommy Davis (11)			=	0					0		-	2
* ✓	1/5	R.J. Swartz (11)		↓ E <sub>1</sub> BTG 1:21	SW	1	UCT				1	DEC	6	5
✓	2	Blake Heim (11)		↓ E <sub>1</sub> T <sub>2</sub>		3					3	DEC	3	-
	8/5	Bryon Kress (12)		INT 1:5	↓ E <sub>1</sub>	1					1		9	5
	10	Forfeit											-	6
✓	10/3	BEN WIERCINSKI (9)										FOR.	9	11
✓	1/1	Neal Engstrom (10)	BTG 1:20	D	BTG 1:18	0					0		-	2
✓	2	Matt Sprague (12)	T <sub>2</sub>	↓ R <sub>2</sub>	T <sub>2</sub>	6	UCT				6	DEC	9	13
	1/1	Mason McCollum (9)			↓ E <sub>1</sub> T <sub>2</sub>	3					3	DEC	3	-
✓	1/9	ZANE O'Brien (9)		↓		0					0		12	13
✓	1/2	Mason Beckman (12)	T <sub>2</sub> T <sub>2</sub> T <sub>2</sub> T <sub>2</sub> N <sub>3</sub>	= T <sub>2</sub> N <sub>3</sub>	FAIL 2:57						FAIL 2:57		6	-
	1/5	Brian Burk (12)	E <sub>1</sub> E <sub>1</sub> E <sub>1</sub>										18	13
	1/3	Dylan D'Urso (11)	T <sub>2</sub> T <sub>2</sub>	↓ R <sub>2</sub> N <sub>3</sub> N <sub>2</sub> N <sub>3</sub> N <sub>3</sub>		17				TFail	17	3:43	5	-
✓	1/30	Austin Slagle (10)	E <sub>1</sub>	D		1					1		23	13
✓	1/3	Adam Matthews (12)	T <sub>2</sub>	FAIL 1:24							FAIL 1:24		6	-
	1/35	Eli Rutter (9)											29	13
	1/4	Cam Cianci (10)	T <sub>2</sub> T <sub>2</sub>	↓ E <sub>1</sub>	SW	5					5	DEC	3	-
✓	1/40	Alex Shaffer (10)	E <sub>1</sub>	D	↓ E <sub>1</sub>	2					2		32	13
✓	1/45	Austin Matthews (10)	T <sub>2</sub> N <sub>3</sub>	D C R <sub>2</sub> N <sub>3</sub>	FAIL 2:51						FAIL 2:51		6	-
	1/45	Will Juergens (10)		↑									38	13
	1/52	Forfeit											-	6
✓	1/52	J.T. Mannozi (12)										FOR.	38	19

T<sub>2</sub> - Takedown  
R<sub>2</sub> - Reversal  
E<sub>1</sub> - Escape  
N<sub>2</sub> - Near fall  
N<sub>3</sub> - Near fall (5 seconds)  
N<sub>4</sub> - Near fall (as a result of injury or bleeding)  
SW - Stalling Warning  
S - Stalling

TV - Technical Violation  
P - Illegal Hold or Unnecessary Roughness  
RO - Ride-out  
C - Caution  
C<sub>1</sub> - Points Earned After 2nd Caution  
CMW - Coach Misconduct Warning

CM - Coach Misconduct  
W - Warning  
FS - False Start  
UCM - Unsportsmanlike Conduct - Match Point  
UCT - Unsportsmanlike Conduct - Team Point  
FMC - Flagrant Misconduct  
F - 1:38 Fall

TF - 4:25 Technical Fall  
For - Forfeit  
Def - Default  
DQ - Disqualified  
Dec - Decision  
MD - Major Decision  
▲ - Selects Up  
▼ - Selects Down  
= - Selects Neutral

OT - Overtime  
SV - Sudden Victory  
TB - Tiebreaker  
UTB - Ultimate Tiebreaker  
IT - Injury Time  
IT - (= ▲ ▼) choice after 2nd Injury Time-out  
BT - Bleeding Time

NOTE:  
Circle first point(s) scored

FINAL SCORE

38 19





# DUAL MEET SCORESHEET

HOME: Ft. LeBoeuf

VISITOR: Reynolds

DATE: 1.11.11

TIME: 9:48pm

REFEREE: [Signature]

CHOICE	WT	WRESTLERS	1ST PERIOD	2ND PERIOD	3RD PERIOD	SCORE	OVERTIME				MATCH SCORE	MATCH RESULTS	TEAM SCORE	
							SV	TB1	TB2	UTB			H	V
✓	1/3	Ozzie Bowers (10)	E <sub>1</sub>	↓ E <sub>1</sub> S <sub>W</sub>	E <sub>1</sub>	3	↑	↑	↑		3		-	4
✓	5	Adam Matthews (12)	T <sub>2</sub> T <sub>2</sub>	D T <sub>2</sub>	↓ E <sub>1</sub> T <sub>2</sub> T <sub>2</sub>	11	↑	↑	↑		11	MDEC	0	4
✓	1/4	Riley Smith (11)					↑	↑	↑				-	6
	0	Austin Matthews (10)	T <sub>2</sub> N <sub>3</sub>	FAIL 1:36			↑	↑	↑		FAIL 1:36		0	10
✓	1/4	Brad Malanowski (9)	T <sub>2</sub>	↓ E <sub>1</sub> T <sub>2</sub> N <sub>2</sub>	R <sub>2</sub> N <sub>3</sub> I E <sub>1</sub>	14	↑	↑	↑		14	DEC	3	-
✓	5	Cam Cianci (10)	E <sub>1</sub>	D INT :58 E <sub>1</sub>	↓ R <sub>2</sub> P E <sub>1</sub> T <sub>2</sub>	7	↑	↑	↑		7		3	10
✓	1/5	Kody Pace (11)		↓ (E <sub>1</sub> )	C T <sub>2</sub>	3	↑	↑	↑		3	DEC	3	-
	2	Justin Rhodes (11)		BTG TESTO :58 / 1:20	↓ E <sub>1</sub> (BTG 2:02) E <sub>1</sub>	2	↑	↑	↑		2		6	10
✓	1/6	Taylor Fox (10)	E <sub>1</sub>	↓ E <sub>1</sub> E <sub>1</sub>		3	↑	↑	↑		3		-	3
✓	0	Tyler Miller (11)	T <sub>2</sub>	D T <sub>2</sub>	↓ E <sub>1</sub>	5	↑	↑	↑		5	DEC	6	13
✓	1/7	Craig Cihon (11)	T <sub>2</sub>	↓ E <sub>1</sub> R <sub>2</sub>		5	↑	↑	↑		5	DEC	3	-
	1	Matt Tofani (11)	BTG :30 E <sub>1</sub>	T <sub>2</sub>	↓ C	3	↑	↑	↑		3		9	13
✓	1/8	Casey Pace (12)	C T <sub>2</sub>	↓ I E <sub>1</sub> T <sub>2</sub>	I	7	↑	↑	↑		7	DEC	3	-
✓	9	Jamar Henry (10)	S <sub>W</sub>	D S	↓ E <sub>1</sub> S	1	↑	↑	↑		1		12	13
✓	2/1	Brandon Bradney (12)	T <sub>2</sub> N <sub>3</sub> N <sub>3</sub> N <sub>2</sub>	↑	T <sub>2</sub> FAIL 4:54		↑	↑	↑		FAIL 4:54		6	-
	5	Tabiah Johnson (12)		S <sub>W</sub> =			↑	↑	↑				18	13
✓	2/8	Evan Daily (10)		↓ (E <sub>1</sub> )	↓ E <sub>1</sub>	1	↓ 1	↑	↑		2		-	3
✓	5	Blake Heim (11)				1	↑ S <sub>W</sub>	↓ 1	↓ 1		3	DEC	18	16
✓	1/10	Brenna Barr (9)					↑	↑	↑			FOR.	6	-
	3	Forfeit					↑	↑	↑				24	16
✓	1/12	George McGuire (9)	T <sub>2</sub> N <sub>2</sub> R <sub>2</sub>	↓ E <sub>1</sub> T <sub>2</sub>		9	↑	↑	↑		9	DEC	3	-
✓	2	Neal Engstrom (10)	BTG :45 R <sub>2</sub> C	D	↓	2	↑	↑	↑		2		27	16
✓	1/14	Brandon Puckly (11)		D N <sub>3</sub> T <sub>2</sub>	↓ C C E <sub>1</sub>	6	↑	↑	↑		6	DEC	3	-
	9	Marion McCollum (9)		↓ E <sub>1</sub>		1	↑	↑	↑		1		30	16
✓	1/12	Jack Middleton (10)					↑	↑	↑				-	6
✓	5	Mason Beckman (12)	T <sub>2</sub> FAIL :40				↑	↑	↑		FAIL :40		30	22
✓	1/30	Mich Kaltenbaugh (12)	E <sub>1</sub> E <sub>1</sub>	D E <sub>1</sub>	= R <sub>2</sub>	6	↑	↑	↑		6		-	4
	0	Dylan Durso (11)	T <sub>2</sub> N <sub>3</sub> T <sub>2</sub> T <sub>2</sub>	↓ E <sub>1</sub> T <sub>2</sub> T <sub>2</sub> BTG :40	T <sub>2</sub> BTG :40 E <sub>1</sub> T <sub>2</sub>	19	↑	↑	↑		19	MDEC	30	26

T<sub>2</sub> - Takedown  
R<sub>2</sub> - Reversal  
E<sub>1</sub> - Escape  
N<sub>2</sub> - Near fall  
N<sub>3</sub> - Near fall (5 seconds)  
N<sub>4</sub> - Near fall (as a result of injury or bleeding)  
S<sub>W</sub> - Stalling Warning  
S - Stalling

TV - Technical Violation  
P - Illegal Hold or Unnecessary Roughness  
RO - Ride-out  
C - Caution  
G<sub>1</sub> - Points Earned After 2nd Caution  
CM<sub>W</sub> - Coach Misconduct Warning

CM - Coach Misconduct  
W - Warning  
FS - False Start  
UCM - Unsportsmanlike Conduct - Match Point  
UCT - Unsportsmanlike Conduct - Team Point  
FMC - Flagrant Misconduct  
F - 1:38 Fall

TF - 4:25 Technical Fall  
For - Forfeit  
Def - Default  
DQ - Disqualified  
Dec - Decision  
MD - Major Decision  
▲ - Selects Up  
▼ - Selects Down  
= - Selects Neutral

OT - Overtime  
SV - Sudden Victory  
TB - Tiebreaker  
UTB - Ultimate Tiebreaker  
IT - Injury Time  
IT - (= ▲ ▼) choice after 2nd Injury Time-out  
BT - Bleeding Time

FINAL SCORE 30 26

NOTE: Circle first point(s) scored





## DUAL MEET SCORESHEET

HOME: Reynolds

VISITOR: Ridgway

DATE: 1.15.11 TIME: 11:12 AM

REFEREE: R. Wood

CHOICE	WT	WRESTLERS	1ST PERIOD			▲ = ▼	2ND PERIOD			▲ = ▼	3RD PERIOD			SCORE	OVERTIME				MATCH SCORE	MATCH RESULTS	TEAM SCORE			
			SV	TB1	TB2		UTB	H	V															
✓	1/2	Mason Beckman (12)	T <sub>2</sub>	T <sub>2</sub>	T <sub>2</sub> N <sub>3</sub> N <sub>3</sub>	↑	N <sub>3</sub>	FAIL 2:58											FAIL	2:58	6	-		
	5	Trevor Delhanty (11)	E <sub>1</sub>	E <sub>1</sub>		D															6	0		
✓	1/3	Dylan D'Urso (11)	T <sub>2</sub>	T <sub>2</sub> TV	BTD 1:50 T <sub>2</sub>	D	T <sub>2</sub> T <sub>2</sub> T <sub>2</sub>	FAIL 3:31											FAIL	3:31	6	-		
	0	Dakota Dahler (11)	E <sub>1</sub>	I	E <sub>1</sub>	=	E <sub>1</sub> E <sub>1</sub>														12	0		
✓	1/3	Adam Matthews (12)				↓	E <sub>1</sub> T <sub>2</sub> N <sub>2</sub>				T <sub>2</sub>	T <sub>2</sub> N <sub>3</sub>	12							12	MDEC	4	-	
	5	Slade Horner (11)	S <sub>W</sub>			D					=	E <sub>1</sub> INT 1:57	1							1		16	0	
✓	1/4	Austin Matthews (10)	T <sub>2</sub>			D					↓	E <sub>1</sub>	3							3	DEC	3	-	
	0	Kyle Caggiano (11)	E <sub>1</sub>			↓							1								1		19	0
✓	1/4	Justin Rhodes (11)	T <sub>2</sub>	T <sub>2</sub> T <sub>2</sub>		↓	E <sub>1</sub> T <sub>2</sub>				T <sub>2</sub> T <sub>2</sub>		13							13	MDEC	4	-	
✓	5	BRETT Himes (10)	E <sub>1</sub> E <sub>1</sub>			D	E <sub>1</sub>				=	E <sub>1</sub>	4							4		23	0	
✓	1/5	Tyler Miller (11)	R <sub>2</sub>			D					↓	R <sub>2</sub> T <sub>2</sub> T <sub>2</sub>	8							8		-	3	
	2	Jake Himes (11)	T <sub>2</sub> R <sub>2</sub>			↓	R <sub>2</sub>					E <sub>1</sub> E <sub>1</sub> E <sub>1</sub>	9							9	DEC	23	3	
✓	1/6	Denton Zeronas (9)																			-	6		
✓	0	DJ SKraba (12)	T <sub>2</sub>			FAIL 1:04														FAIL	1:04	23	9	
✓	1/7	Matt Tofani (11)	BTD 1:25 T <sub>2</sub>			D					↓	R <sub>2</sub> I N <sub>3</sub>	8							8	MDEC	4	-	
	1	Seth Stahl (11)				=						TV	0							0		27	9	
✓	1/8	Jamar Henry (10)	T <sub>2</sub> T <sub>2</sub> T <sub>2</sub>			↓	E <sub>1</sub> T <sub>2</sub> T <sub>2</sub> T <sub>2</sub>					FAIL 4:26								FAIL	4:26	6	-	
✓	9	Cortland Smith (10)	E <sub>1</sub> E <sub>1</sub>			D	E <sub>1</sub> E <sub>1</sub>				↓										33	9		
✓	2/1	Blake Heim (11)	INT 1:26 T <sub>2</sub> N <sub>3</sub>			D					↓	E <sub>1</sub>	6							6	DEC	3	-	
	5	Chad Quail (11)				↓	E <sub>1</sub>					T <sub>2</sub>	4							4		36	9	
✓	2/8	Tobiah Johnson (12)				=							0							0		-	3	
✓	5	Jesse Sheasley (12)	T <sub>2</sub>			D					↓	E <sub>1</sub> T <sub>2</sub>	5							5	DEC	36	12	
✓	1/6	Alex DiGregorio (9)	T <sub>2</sub> T <sub>2</sub>			FAIL 1:55														FAIL	1:55	6	-	
	3	Cody Stahl (9)	E <sub>1</sub>																		42	12		
✓	1/1	Neal Engstrom (10)	T <sub>2</sub> R <sub>2</sub>			↓	R <sub>2</sub> N <sub>3</sub>					T <sub>2</sub> N <sub>3</sub>	14							14	MDEC	4	-	
✓	2	Ricky Javier (12)	R <sub>2</sub>			D					=		2							2		46	12	
✓	1/9	Mason McCollum (9)	T <sub>2</sub> N <sub>3</sub> N <sub>2</sub>			D					↓	R <sub>2</sub>	9							9	DEC	3	-	
	9	Tad Pierce (11)				↓	E <sub>1</sub> T <sub>2</sub>					E <sub>1</sub>	4							4		49	12	

T<sub>2</sub> - Takedown  
 R<sub>2</sub> - Reversal  
 E<sub>1</sub> - Escape  
 N<sub>2</sub> - Near fall  
 N<sub>3</sub> - Near fall (5 seconds)  
 N<sub>4</sub> - Near fall (as a result of injury or bleeding)  
 SW - Stalling Warning  
 S - Stalling

TV - Technical Violation  
 P - Illegal Hold or Unnecessary Roughness  
 RO - Ride-out  
 C - Caution  
 C<sub>1</sub> - Points Earned After 2nd Caution  
 CMW - Coach Misconduct Warning

CM - Coach Misconduct  
 W - Warning  
 FS - False Start  
 UCM - Unsportsmanlike Conduct - Match Point  
 UCT - Unsportsmanlike Conduct - Team Point  
 FMC - Flagrant Misconduct  
 F - 1:38 Fall

TF - 4:25 Technical Fall  
 For - Forfeit  
 Def - Default  
 DQ - Disqualified  
 Dec - Decision  
 MD - Major Decision  
 ▲ - Selects Up  
 ▼ - Selects Down  
 = - Selects Neutral

OT - Overtime  
 SV - Sudden Victory  
 TB - Tiebreaker  
 UTB - Ultimate Tiebreaker  
 IT - Injury Time  
 IT - (= ▲ ▼) choice after 2nd Injury Time-out  
 BT - Bleeding Time

NOTE:  
 Circle first point(s) scored

FINAL SCORE

49 12





## DUAL MEET SCORESHEET

HOME: Reynolds

VISITOR: Brookville

DATE: 1.15.11

TIME: 12:58 PM

REFEREE:

CHOICE	WT	WRESTLERS	1ST PERIOD	2ND PERIOD	3RD PERIOD	SCORE	OVERTIME				MATCH SCORE	MATCH RESULTS	TEAM SCORE	
							SV	TB1	TB2	UTB			H	V
✓ 1/3		Dylan D'Urso (11)		↓ E <sub>1</sub> T <sub>2</sub>		5	↑	↑	↑		5	DEC	3	-
		Brody Zacherl (9)		D BTB 1:24		0	↑	↑	↑		0		3	0
✓ 1/3		Adam Matthews (12)	T <sub>2</sub>		↓ R <sub>2</sub>	6	↑	↑	↑		6	DEC	3	-
		Brett Smith (11)		↓ E <sub>1</sub> E <sub>1</sub>		2	↑	↑	↑		2		6	0
✓ 1/4		Levi Stoyse (9)	T <sub>2</sub> T <sub>2</sub>	FAIL 1:16			↑	↑	↑		FAIL 1:16		6	-
		Dylan Buffington (12)	E <sub>1</sub>				↑	↑	↑				12	0
✓ 1/4		Austin Matthews (10)	T <sub>2</sub> T <sub>2</sub> T <sub>2</sub>	D N <sub>2</sub>	↓ C C R <sub>2</sub> E <sub>1</sub> T <sub>2</sub>	13	↑	↑	↑		13	DEC	3	-
		Zach Vroman (9)	E <sub>1</sub> E <sub>1</sub> E <sub>1</sub>	↓	E <sub>1</sub> T <sub>2</sub> E <sub>1</sub>	7	↑	↑	↑		7		15	0
✓ 1/5		Justin Rhodes (11)	T <sub>2</sub> INT 1:06 BTB 1:17	↓ E <sub>1</sub>		4	C T <sub>2</sub>	↑	↑	↑	6	DEC	3	-
		Dylan Zimmerman (11)	E <sub>1</sub> C	D	↓ E <sub>1</sub> T <sub>2</sub> P	4	↑	↑	↑		4		18	0
✓ 1/6		Tyler Miller (11)		D	↓ E <sub>1</sub>	1	↑	↑	↑		1		-	3
		Ron Clark (12)	T <sub>2</sub>	↓ C E <sub>1</sub>		3	↑	↑	↑		3	DEC	18	3
✓ 1/7		MATT Tofani (11)	T <sub>2</sub>	↓ R <sub>2</sub>		8	↑	↑	↑		8	DEC	3	-
		Tyler Dombrowski (11)		D	= E <sub>1</sub> E <sub>1</sub>	2	↑	↑	↑		2		21	3
✓ 1/8		Jamae Henry (10)		D E <sub>1</sub> E <sub>1</sub>	↓ S <sub>w</sub> S	2	↑	↑	↑		2		-	4
		Jacob Shields (12)	T <sub>2</sub>	↓ E <sub>1</sub> T <sub>2</sub> T <sub>2</sub> T <sub>2</sub>		10	↑	↑	↑		10	MDEC	21	7
✓ 2/5		Tommy Davis (11)		= INT 1:56		0	↑	↑	↑		0		-	3
		Logan Stout (11)	T <sub>2</sub>	D T <sub>2</sub>	↓ R <sub>2</sub>	6	↑	↑	↑		6	DEC	21	10
✓ 2/8		Blake Heim (11)	T <sub>2</sub>	FAIL 1:08			↑	↑	↑		FAIL 1:08		6	-
		Mike Crane (12)					↑	↑	↑				27	10
✓ 1/3		Alex DiGregorio (9)	T <sub>2</sub>	↓			↑	↑	↑				-	6
		Brady MineWEASER (9)	R <sub>2</sub>	D FAIL 3:29			↑	↑	↑		FAIL 3:29		27	16
✓ 1/2		Neal Engstrom (10)					↑	↑	↑				-	6
		Trey Constable (11)	T <sub>2</sub>	FAIL 1:12			↑	↑	↑		FAIL 1:12		27	22
✓ 1/9		Mason McCallum (9)					↑	↑	↑			FOR.	6	-
		Forfeit					↑	↑	↑				33	22
✓ 1/2		Mason Beckman (12)	T <sub>2</sub>	D C	↓ E <sub>1</sub> T <sub>2</sub>	5	↑	↑	↑		5	DEC	3	-
		Brock Zacherl (9)		↓ C C		0	↑	↑	↑		0		36	22

T<sub>2</sub> - Takedown  
 R<sub>2</sub> - Reversal  
 E<sub>1</sub> - Escape  
 N<sub>2</sub> - Near fall  
 N<sub>3</sub> - Near fall (5 seconds)  
 N<sub>4</sub> - Near fall (as a result of injury or bleeding)  
 Sw - Stalling Warning  
 S - Stalling

TV - Technical Violation  
 P - Illegal Hold or Unnecessary Roughness  
 RO - Ride-out  
 C - Caution  
 C<sub>1</sub> - Points Earned After 2nd Caution  
 CM<sub>w</sub> - Coach Misconduct Warning

CM - Coach Misconduct  
 W - Warning  
 FS - False Start  
 UCM - Unsportsmanlike Conduct - Match Point  
 UCT - Unsportsmanlike Conduct - Team Point  
 FMC - Flagrant Misconduct  
 F - 1:38 Fall

TF - 4:25 Technical Fall  
 For - Forfeit  
 Def - Default  
 DQ - Disqualified  
 Dec - Decision  
 MD - Major Decision  
 ▲ - Selects Up  
 ▼ - Selects Down  
 = - Selects Neutral

OT - Overtime  
 SV - Sudden Victory  
 TB - Tiebreaker  
 UTB - Ultimate Tiebreaker  
 IT - Injury Time  
 IT - (= ▲ ▼) choice after 2nd Injury Time-out  
 BT - Bleeding Time

FINAL SCORE

36 22

 NOTE:  
 Circle first point(s) scored




## DUAL MEET SCORESHEET

HOME: Reynolds		VISITOR: Mercer		DATE: 1.15.11		TIME: 3:08pm		REFEREE: [Signature]								
CHOICE	WT	WRESTLERS	1ST PERIOD	▲ = ▼	2ND PERIOD	▲ = ▼	3RD PERIOD	SCORE	OVERTIME				MATCH SCORE	MATCH RESULTS	TEAM SCORE	
									SV	TB1	TB2	UTB			H	V
✓	140	Austin Matthews (10)	T <sub>2</sub> N <sub>3</sub> N <sub>3</sub> N <sub>3</sub>	↑	T <sub>2</sub> N <sub>3</sub>			16	↑	↑	↑	↑	16	3:36	5	-
		Alex Shaffer (10)		D	BT 1:17 E 1:46			1	↑	↑	↑	↑	1		5	0
✓	145	Justin Rhodes (11)	T <sub>2</sub> (FAIL 1:47)						↑	↑	↑	↑	FAIL	1:47	6	-
		Will Jurgens (10)							↑	↑	↑	↑			11	0
✓	152	Tyler Miller (11)				↓		0	↑	↑	↑	↑	0		-	3
		Alec Gawn (11)		↓ E <sub>1</sub> T <sub>2</sub>			C	3	↑	↑	↑	↑	3	DEC	11	3
✓	160	Denton Zeronas (9)							↑	↑	↑	↑			-	6
		J.T. Mannozi (12)	T <sub>2</sub> (FAIL 1:48)						↑	↑	↑	↑	FAIL	1:48	11	9
✓	171	MATT Tofani (11)	T <sub>2</sub>	↓ R <sub>2</sub> T <sub>2</sub> T <sub>2</sub>	(FAIL 3:36)				↑	↑	↑	↑	FAIL	3:36	6	-
		Ryan Brunson (10)		D E <sub>1</sub> E <sub>1</sub>					↑	↑	↑	↑			17	9
✓	189	Jamar Henry (10)	T <sub>2</sub> T <sub>2</sub> T <sub>2</sub>	= T <sub>2</sub>	(FAIL 2:16)				↑	↑	↑	↑	FAIL	2:16	6	-
		Jake Richards (10)	E <sub>1</sub> E <sub>1</sub>						↑	↑	↑	↑			23	9
✓	215	Blake Heim (11)			T <sub>2</sub>	↓ E <sub>1</sub> T <sub>2</sub>		5	↑	↑	↑	↑	5	DEC	3	-
		Jonathan Hennegan (9)		↓ E <sub>1</sub> E <sub>1</sub>				2	↑	↑	↑	↑	2		26	9
✓	285	Chris Nottingham (10)		D E <sub>1</sub>		↓ E <sub>1</sub> T <sub>2</sub>	(FAIL 5:30)		↑	↑	↑	↑	FAIL	5:30	6	-
		Byron Kress (12)	T <sub>2</sub>	↓ E <sub>1</sub> T <sub>2</sub>					↑	↑	↑	↑			32	9
✓	103	Alex DiGregorio (9)	T <sub>2</sub> (FAIL 1:07)						↑	↑	↑	↑	FAIL	1:07	6	-
		Ben Wiercinski (9)							↑	↑	↑	↑			38	9
✓	112	Neal Engstrom (10)		D		=		0	↑	↑	↑	↑	0		-	4
		Matt Spragale (12)	T <sub>2</sub> C N <sub>3</sub>	↓ R <sub>2</sub>		T <sub>2</sub> N <sub>2</sub>		11	↑	↑	↑	↑	11	MD	38	13
✓	119	Mason McCollum (9)	INT 1:27		(FAIL 2:33)				↑	↑	↑	↑	FAIL	2:33	6	-
		Jesse Brothers (9)		↓					↑	↑	↑	↑			44	13
✓	125	Mason Beckman (12)	T <sub>2</sub> T <sub>2</sub> T <sub>2</sub> N <sub>3</sub> T <sub>2</sub>	(FAIL 1:01)					↑	↑	↑	↑	FAIL	1:01	6	-
		Brian Burk (12)	E <sub>1</sub> E <sub>1</sub> E <sub>1</sub>						↑	↑	↑	↑			50	13
✓	130	Dylan D'Urso (11)	T <sub>2</sub>						↑	↑	↑	↑	FAIL	1:21	6	-
		Liam Grandy (10)							↑	↑	↑	↑			56	13
✓	135	Adam Matthews (12)							↑	↑	↑	↑	FOR.		6	-
		Forfeit							↑	↑	↑	↑			62	13

T<sub>2</sub> - Takedown  
 R<sub>2</sub> - Reversal  
 E<sub>1</sub> - Escape  
 N<sub>2</sub> - Near fall  
 N<sub>3</sub> - Near fall (5 seconds)  
 N<sub>4</sub> - Near fall (as a result of injury or bleeding)  
 Sw - Stalling Warning  
 S - Stalling

TV - Technical Violation  
 P - Illegal Hold or Unnecessary Roughness  
 RO - Ride-out  
 C - Caution  
 C<sub>1</sub> - Points Earned After 2nd Caution  
 CMW - Coach Misconduct Warning

CM - Coach Misconduct  
 W - Warning  
 FS - False Start  
 UCM - Unsportsmanlike Conduct - Match Point  
 UCT - Unsportsmanlike Conduct - Team Point  
 FMC - Flagrant Misconduct  
 F - 1:38 Fall

TF - 4:25 Technical Fall  
 For - Forfeit  
 Def - Default  
 DQ - Disqualified  
 Dec - Decision  
 MD - Major Decision  
 ▲ - Selects Up  
 ▼ - Selects Down  
 = - Selects Neutral

OT - Overtime  
 SV - Sudden Victory  
 TB - Tiebreaker  
 UTB - Ultimate Tiebreaker  
 IT - Injury Time  
 IT - (= ▲ ▼) choice after 2nd Injury Time-out  
 BT - Bleeding Time

NOTE:  
 Circle first point(s) scored

FINAL SCORE

62 13





# Brookville Duals

## DUAL MEET SCORESHEET

HOME: Reynolds

VISITOR: Burrell

DATE: 1.15.11

TIME: 5:08 PM

REFEREE: [Signature]

CHOICE	WT	WRESTLERS	1ST PERIOD	2ND PERIOD	3RD PERIOD	SCORE	OVERTIME				MATCH SCORE	MATCH RESULTS	TEAM SCORE	
							SV	TB1	TB2	UTB			H	V
✓ 14	5	Austin Matthews (10)	T2 T2 N2 (Fall :55)								Fall	:55	6	-
		Zac Smith (10)	E1										6	0
✓ 15	2	Justin Rhodes (11)		SW		1	INT :56				1		-	3
		Cole Harkins (12)		E1		1	T2				3	DEC	6	3
✓ 16	0	Tyler Miller (11)											-	6
		Travis McKillop (12)	T2 (Fall :39)								Fall	:39	6	9
✓ 17	1	Matt Tofani (11)	E1 E1 E1	E1 E1 SW		7					7		-	4
		Dakota Deslauries (10)	T2 T2 T2 T2	D T2 T2		19					19	mDEC	6	13
✓ 18	9	Jamar Henry (10)		E1		1	T2				3	DEC	3	-
		Cory Klems (10)				1					1		9	13
2		Blake Heim (11)				0					0		-	3
✓ 15		Jay Taylor (12)	T2	E1		3					3	DEC	9	16
✓ 28	5	Tommy Davis (11)		D		0	BTG :57	TV			0		-	4
		Brian Beattie (12)	T2 N3	E1 T2		11		1 T2			11	mDEC	9	20
✓ 10	3	Alex DiGregorio (9)				1		TV E1 INT :49			1		-	3
		Dan Shepherd (12)	T2	D		5		1 R2			5	DEC	9	23
✓ 11	2	Neal Engstrom (10)											-	6
		Zach Kelly (9)	T2								Fall	:58	9	29
✓ 11	9	Mason McCollum (9)	T2 (Fall :28)									:28	6	-
		JR Andrejick (9)											15	29
✓ 12	5	Curtis Arnold (10)	R2	D		3		E1			3		-	3
		Phil Marra (10)	T2 N2	C		12	INT :45	N3 T2 N3			12	mDEC	15	33
✓ 13	0	Mason Beckman (12)	T2 N3 (Fall 1:35)								Fall	1:35	6	-
		Corey Falleoni (9)	E1										21	33
✓ 13	5	Dylan D'Urso (11)		D C		1		E1			1		-	3
		DAVE Makara (12)	T2	E1		3					3	DEC	21	36
✓ 14	0	Adam Matthews (12)				0					0		-	3
		Jeremy Landowski (12)	T2 C	D		4		R2			4	DEC	21	39

T2 - Takedown  
R2 - Reversal  
E1 - Escape  
N2 - Near fall  
N3 - Near fall (5 seconds)  
N4 - Near fall (as a result of injury or bleeding)  
SW - Stalling Warning  
S - Stalling

TV - Technical Violation  
P - Illegal Hold or Unnecessary Roughness  
RO - Ride-out  
C - Caution  
C1 - Points Earned After 2nd Caution  
CMW - Coach Misconduct Warning

CM - Coach Misconduct  
W - Warning  
FS - False Start  
UCM - Unsportsmanlike Conduct - Match Point  
UCT - Unsportsmanlike Conduct - Team Point  
FMC - Flagrant Misconduct  
F - 1:38 Fall

TF - 4:25 Technical Fall  
For - Forfeit  
Def - Default  
DQ - Disqualified  
Dec - Decision  
MD - Major Decision  
▲ - Selects Up  
▼ - Selects Down  
= - Selects Neutral

OT - Overtime  
SV - Sudden Victory  
TB - Tiebreaker  
UTB - Ultimate Tiebreaker  
IT - Injury Time  
IT - (= ▲ ▼) choice after 2nd Injury Time-out  
BT - Bleeding Time

NOTE:  
Circle first point(s) scored

FINAL SCORE 21 39





## DUAL MEET SCORESHEET

HOME: Reynolds

VISITOR: Northern Lehigh

DATE: 1.15.11

TIME: 8:45pm

REFEREE: [Signature]

CHOICE	WT	WRESTLERS	1ST PERIOD	2ND PERIOD	3RD PERIOD	SCORE	OVERTIME				MATCH SCORE	MATCH RESULTS	TEAM SCORE	
							SV	TB1	TB2	UTB			H	V
✓ 1/6		Tyler Miller (11)	E <sub>1</sub>	D	T <sub>2</sub>	6					6	DEC	3	-
		Dylan Hofmann (11)	T <sub>2</sub>	↓ S W E <sub>1</sub>		3					3		3	0
✓ 1/7		MATT Tofani (11)	T <sub>2</sub>	(FAIL :44)							FAIL :44		6	-
		Danny Marsh (10)											9	0
✓ 1/8		Jamar Henry (10)	T <sub>2</sub> T <sub>2</sub> N <sub>3</sub> TV N <sub>2</sub>	D	T <sub>2</sub> T <sub>2</sub>						FAIL 5:58		6	-
		Cody Neff (11)	E <sub>1</sub>	↓ E <sub>1</sub> E <sub>1</sub>									15	0
✓ 2/5		MATT Womer (12)											-	6
		Colin Hedash (12)	T <sub>2</sub>	(FAIL :39)							FAIL :39		15	6
✓ 2/8		Blake Hzim										FOR.	6	-
		Forfeit											21	6
✓ 1/3		Alex DiGregorio (9)	T <sub>2</sub>	(FAIL 1:12)							FAIL 1:12		6	-
		Zac Lelby (9)											27	6
✓ 1/12		Neal Engstrom (10)										FOR.	6	-
		Forfeit											33	6
✓ 1/9		Mason McCallum (9)	E <sub>1</sub>	↓ I		2					2		-	3
		LUCAS DISE (12)	T <sub>2</sub> C C	D C	↓ E <sub>1</sub>	3					3	DEC	33	9
✓ 1/2		Mason Beckman (12)	T <sub>2</sub> T <sub>2</sub> T <sub>2</sub> N <sub>3</sub>	= T <sub>2</sub> N <sub>2</sub> T <sub>2</sub> N <sub>3</sub>		18				TFail	18	4:00	5	-
		Zane Heller (11)	E <sub>1</sub> E <sub>1</sub>	E <sub>1</sub>		3					3		38	9
✓ 1/30		Dylan D'Urso (11)	T <sub>2</sub>	(FAIL :52)							FAIL :52		6	-
		Kyle Baumann (11)											44	9
✓ 1/3		Adam Matthews (12)	T <sub>2</sub> N <sub>3</sub> T <sub>2</sub> N <sub>3</sub> N <sub>3</sub>			16				TFail	16	2:00	5	-
		Austin Stevens (9)	E <sub>1</sub>			1					1		49	9
✓ 1/40		Forfeit											-	6
		Bryan Puskas (12)										FOR	49	15
✓ 1/4		Levi Stoyer (9)		D	E <sub>1</sub>	2					2		-	4
		Ty Herzog (10)	T <sub>2</sub> N <sub>3</sub>	↓ R <sub>2</sub> T <sub>2</sub>		13					13	MOEC	49	19
✓ 1/5		Cam Cianci (10)	E <sub>1</sub>	↓ C		1					1		-	3
		Connor Hedash (10)	T <sub>2</sub>	D	↓ E <sub>1</sub>	3					3	DEC	49	22

T<sub>2</sub> - Takedown  
R<sub>2</sub> - Reversal  
E<sub>1</sub> - Escape  
N<sub>2</sub> - Near fall  
N<sub>3</sub> - Near fall (5 seconds)  
N<sub>4</sub> - Near fall (as a result of injury or bleeding)  
Sw - Stalling Warning  
S - Stalling

TV - Technical Violation  
P - Illegal Hold or Unnecessary Roughness  
RO - Ride-out  
C - Caution  
C<sub>1</sub> - Points Earned After 2nd Caution  
CMW - Coach Misconduct Warning

CM - Coach Misconduct  
W - Warning  
FS - False Start  
UCM - Unsportsmanlike Conduct - Match Point  
UCT - Unsportsmanlike Conduct - Team Point  
FMC - Flagrant Misconduct  
F - 1:38 Fall

TF - 4:25 Technical Fall  
For - Forfeit  
Def - Default  
DQ - Disqualified  
Dec - Decision  
MD - Major Decision  
▲ - Selects Up  
▼ - Selects Down  
= - Selects Neutral

OT - Overtime  
SV - Sudden Victory  
TB - Tiebreaker  
UTB - Ultimate Tiebreaker  
IT - Injury Time  
IT - (= ▲ ▼) choice after 2nd Injury Time-out  
BT - Bleeding Time

FINAL SCORE

49 22

NOTE:  
Circle first point(s) scored





# DUAL MEET SCORESHEET

HOME: Grove City

VISITOR: Reynolds

DATE: 1.19.11

TIME: 8:42 pm

REFEREE: Steve Hoon

CHOICE	WT	WRESTLERS	1ST PERIOD	2ND PERIOD	3RD PERIOD	SCORE	OVERTIME				MATCH SCORE	MATCH RESULTS	TEAM SCORE	
							SV	TB1	TB2	UTB			H	V
* 1	1	JESSE RIVERA (11)			= INT 32 R2	2					2		-	3
✓ 1	9	Mason McCollum (9)		↓ R2	T2	4					4	DEC	0	3
✓ 1	2	JARED Sample (9)	E1										-	6
✓ 1	5	Mason Beckman (12)	T2 N3 T2	FAIL 1:08							FAIL	1:08	0	9
✓ 1	3	John Scott Somora (10)	E1										-	6
✓ 1	0	Dylan D'Urso (11)	T2 T2	FAIL 1:55							FAIL	1:55	0	15
✓ 1	3	Cole Cameron (11)	E1 E1	D E1 T2	↓								-	6
✓ 1	3	Adam Matthews (12)	T2 T2	↓ R2	C	FAIL 5:39					FAIL	5:39	0	21
✓ 1	4	Chet Simoni (9)	T2	↓ BT 1:45		2					2		-	3
✓ 1	4	Levi Stoyer (9)	E1 T2	D	↓ E1 T2	6					6	DEC	0	24
✓ 1	4	Trey Maher (10)		D									-	6
✓ 1	5	Austin Matthews (10)	T2	↓ R2	FAIL 3:36						FAIL	3:36	0	30
✓ 1	5	Cody Alderson (12)		↓ E1	E1	2					2		-	3
✓ 1	5	Justin Rhodes (11)	T2	D T2	↓ E1 T2 T2	9					9	DEC	0	33
✓ 1	6	Juan Navia (12)											-	6
✓ 1	6	Matt Tofani (11)	BT 1:48 T2 N3	FAIL 1:57							FAIL	1:57	0	39
✓ 1	7	Forfeit											-	6
✓ 1	7	Austin Moffett (9)										FOR.	0	45
✓ 1	8	Wes Phipps (11)	T2 T2 N3	↓ E1 T2 T2 T2	T2 T2	18					18	MDCC	4	-
✓ 1	9	Jamaa Henry (10)	E1	E1 E1 E1	↓ E1 E1	6					6		4	45
✓ 2	5	Devin Limberg (11)											-	6
✓ 1	5	Blake Heim (11)	T2	FAIL 1:42							FAIL	1:42	4	51
✓ 2	8	Cameron Marlowe (11)		↓ E1	E1	2					2		-	3
✓ 1	5	Tommy Davis (11)		C	↓ E1 T2	3					3	DEC	4	54
✓ 1	0	Kenny Bable (9)	T2 P	↓	T2	4					4		-	3
✓ 1	3	Alex DiGeronimo (9)	I	D N3	↓ E1	5					5	DEC	4	57
✓ 1	1	Shane Magee (9)	T2	↓	R2	4					4		-	3
✓ 1	2	Neal Engstrom (10)	E1	N3	↓ R2 N2 R2	10					10	DEC	4	60

T2 - Takedown  
R2 - Reversal  
E1 - Escape  
N2 - Near fall  
N3 - Near fall (5 seconds)  
N4 - Near fall (as a result of injury or bleeding)  
Sw - Stalling Warning  
S - Stalling

TV - Technical Violation  
P - Illegal Hold or Unnecessary Roughness  
RO - Ride-out  
C - Caution  
C1 - Points Earned After 2nd Caution  
CMW - Coach Misconduct Warning

CM - Coach Misconduct  
W - Warning  
FS - False Start  
UCM - Unsportsmanlike Conduct - Match Point  
UCT - Unsportsmanlike Conduct - Team Point  
FMC - Flagrant Misconduct  
F - 1:38 Fall

TF - 4:25 Technical Fall  
For - Forfeit  
Def - Default  
DQ - Disqualified  
Dec - Decision  
MD - Major Decision  
▲ - Selects Up  
▼ - Selects Down  
= - Selects Neutral

OT - Overtime  
SV - Sudden Victory  
TB - Tiebreaker  
UTB - Ultimate Tiebreaker  
IT - Injury Time  
IT - (= ▲ ▼) choice after 2nd Injury  
Time-out  
BT - Bleeding Time

FINAL SCORE 4 60

NOTE: Circle first point(s) scored





# DUAL MEET SCORESHEET

HOME: M<sup>c</sup>Dowell

VISITOR: Reynolds

DATE: 1.21.11

TIME: 9:27 pm

REFEREE: J.F. Bon

CHOICE	WT	WRESTLERS	1ST PERIOD	2ND PERIOD	3RD PERIOD	SCORE	OVERTIME				MATCH SCORE	MATCH RESULTS	TEAM SCORE	
							SV	TB1	TB2	UTB			H	V
✓ 1/2	5	Logan Hammer (10)	E <sub>1</sub>	D	↓	1		↑	↑	↑	1		-	5
		Mason Beckman (12)	(T <sub>2</sub> ) C T <sub>2</sub> N <sub>3</sub> N <sub>3</sub>	↑ N <sub>3</sub> C	↓ N <sub>3</sub>	16		↑	↑	T Fall	16	5:15	0	5
✓ 1/3	0	Shawn Spearman (9)	(T <sub>2</sub> ) N <sub>3</sub>	↓ E <sub>1</sub> E <sub>1</sub> E <sub>1</sub>	INT 4:40	3		↑	↑	↑	3		-	4
		Dylan D'Urso (11)	(T <sub>2</sub> ) N <sub>3</sub>	D T <sub>2</sub> T <sub>2</sub> T <sub>2</sub>	↓ E <sub>1</sub>	12		↑	↑	↑	12	MDEC	0	9
✓ 1/3	5	Steve Spearman (11)	(T <sub>2</sub> ) T <sub>2</sub> T <sub>2</sub>	D N <sub>2</sub> T <sub>2</sub> T <sub>2</sub> T <sub>2</sub>	↓ R <sub>2</sub> (Fall 4:25)			↑	↑	↑	Fall	4:25	6	-
		Matt Leise (10)	E <sub>1</sub> E <sub>1</sub> S <sub>W</sub>	↓ C E <sub>1</sub> E <sub>1</sub> E <sub>1</sub>				↑	↑	↑			6	9
✓ 1/4	0	Cody Nolan (10)	E <sub>1</sub>	↓ E <sub>1</sub> E <sub>1</sub>	E <sub>1</sub> T <sub>2</sub>	6		↑	↑	↑	6		-	3
		Adam Matthews (12)	(T <sub>2</sub> )	D T <sub>2</sub>	↓ E <sub>1</sub> INT 4:42 T <sub>2</sub>	7		↑	↑	↑	7	DEC	6	12
✓ 1/4	5	Tyree Spearman (9)	E <sub>1</sub>	D	=	1		↑	↑	↑	1		-	5
		Austin Matthews (10)	(T <sub>2</sub> ) T <sub>2</sub> N <sub>3</sub> N <sub>2</sub>	↓ C E <sub>1</sub> T <sub>2</sub> N <sub>3</sub>	T <sub>2</sub>	17		↑	↑	T Fall	17	4:12	6	17
✓ 1/5	2	Ryan Kenski (12)		↓ E <sub>1</sub>	C T <sub>2</sub>	3		↓ E <sub>1</sub> T <sub>2</sub>	↑	↑	6	DEC	3	-
		Justin Rhodes (11)	(T <sub>2</sub> )	D	↓ E <sub>1</sub> C	3	C	↑	↓	↑	3		9	17
✓ 1/6	0	Jimmy Paulson (11)	(T <sub>2</sub> )	D	↓ C E <sub>1</sub> T <sub>2</sub> N <sub>2</sub>	7		↑	↑	↑	7	DEC	3	-
		Matt Tofani (11)	R <sub>2</sub>	↓ E <sub>1</sub>		3		↑	↑	↑	3		12	17
✓ 1/7	1	Mike Vollant (12)	(T <sub>2</sub> ) N <sub>2</sub>	↓ INT 3:32 R <sub>2</sub> N <sub>2</sub> T <sub>2</sub> N <sub>4</sub>	T <sub>2</sub> N <sub>2</sub>	18		↑	↑	T Fall	18	5:35	5	-
		Austin Moffett (9)		D	E <sub>1</sub> INT 3:40 E <sub>1</sub>	3		↑	↑	↑	3		17	17
✓ 1/8	9	Andrew Cobert (12)	(T <sub>2</sub> )	D	↓ R <sub>2</sub> N <sub>2</sub> E <sub>1</sub> S <sub>W</sub>	7		↑	↑	↑	7	DEC	3	-
		Jamar Henry (10)	E <sub>1</sub>	↓ E <sub>1</sub>	E <sub>1</sub> T <sub>2</sub> C	5		↑	↑	↑	5		20	17
✓ 2/1	5	Mike Weissinger (12)	(T <sub>2</sub> )	↓ E <sub>1</sub> T <sub>2</sub>	T <sub>2</sub> I	8		↑	↑	↑	8	DEC	3	-
		Tommy Davis (11)		D	= S <sub>W</sub> E <sub>1</sub> S	1		↑	↑	↑	1		23	17
✓ 2/2	8	Tyler Cavatto (12)	P	D R <sub>2</sub>	↓ E <sub>1</sub>	3		↑	↑	↑	3		-	4
		Blake Heim (11)	(1) T <sub>2</sub> N <sub>3</sub>	↓ R <sub>2</sub> N <sub>3</sub>		11		↑	↑	↑	11	MDEC	23	21
✓ 1/0	3	Coleman Cousins (9)	C R <sub>2</sub>	↓ E <sub>1</sub> C T <sub>2</sub> N <sub>2</sub>	T <sub>2</sub>	9		↑	↑	↑	9	DEC	3	-
		Alex DiGregorio (9)	(T <sub>2</sub> )	D	=	2		↑	↑	↑	2		26	21
✓ 1/1	2	Paul Deitz (10)	(T <sub>2</sub> ) C (Fall 1:28)					↑	↑	↑	Fall	1:28	6	-
		Near Engstrom (10)						↑	↑	↑			32	21
✓ 1/1	9	Nick Gibson (10)	(T <sub>2</sub> ) N <sub>3</sub>	↓ E <sub>1</sub> T <sub>2</sub> T <sub>2</sub>	BT 3:28	10		↑	↑	↑	10	MDEC	4	-
		Mason McCollum (9)		D	E <sub>1</sub>	2		↑	↑	↑	2		36	21

T<sub>2</sub> - Takedown  
R<sub>2</sub> - Reversal  
E<sub>1</sub> - Escape  
N<sub>2</sub> - Near fall  
N<sub>3</sub> - Near fall (5 seconds)  
N<sub>4</sub> - Near fall (as a result of injury or bleeding)  
S<sub>W</sub> - Stalling Warning  
S - Stalling

TV - Technical Violation  
P - Illegal Hold or Unnecessary Roughness  
RO - Ride-out  
C - Caution  
C<sub>1</sub> - Points Earned After 2nd Caution  
CM<sub>W</sub> - Coach Misconduct Warning

CM - Coach Misconduct  
W - Warning  
FS - False Start  
UCM - Unsportsmanlike Conduct - Match Point  
UCT - Unsportsmanlike Conduct - Team Point  
FMC - Flagrant Misconduct  
F - 1:38 Fall

TF - 4:25 Technical Fall  
For - Forfeit  
Def - Default  
DQ - Disqualified  
Dec - Decision  
MD - Major Decision  
▲ - Selects Up  
▼ - Selects Down  
= - Selects Neutral

OT - Overtime  
SV - Sudden Victory  
TB - Tiebreaker  
UTB - Ultimate Tiebreaker  
IT - Injury Time  
IT - (= ▲ ▼) choice after 2nd Injury Time-out  
BT - Bleeding Time

FINAL SCORE

36 21

NOTE: Circle first point(s) scored





# DUAL MEET SCORESHEET

HOME: Sharon

VISITOR: Reynolds

DATE: 1.26.11 TIME: 8:26 pm

REFEREE: [Signature]

CHOICE	WT	WRESTLERS	1ST PERIOD	2ND PERIOD	3RD PERIOD	SCORE	OVERTIME				MATCH SCORE	MATCH RESULTS	TEAM SCORE	
							SV	TB1	TB2	UTB			H	V
✓ 2	15	Craig Ballen (12)		D C									-	6
		Blake Heim (11)	T <sub>2</sub> N <sub>3</sub>	↓ C E <sub>1</sub> T <sub>2</sub> N <sub>3</sub>	FAI 3:55						FAI	3:55	0	6
✓ 2	8	Raymond Ondic (12)	C	BTD 1:34 ↓ R <sub>2</sub>	TV 1	3					3		-	3
✓ 5		Tobiah Johnson (12)	T <sub>2</sub>	D E <sub>1</sub> S W	↓ I S	4					4	DEC	0	9
✓ 10		Forfeit											-	6
	3	Alex DiGerogiro (9)										FOR.	0	15
✓ 1		Cody Buchanan (9)			↓ R <sub>2</sub>	2					2	DEC	3	-
✓ 2		Neal Engstrom (10)		↓ C		0					0		3	15
✓ 1		Jeremy Norris (10)	T <sub>2</sub>	D R <sub>2</sub> N <sub>3</sub>	↓ R <sub>2</sub> S W T <sub>2</sub>	11					11	DEC	3	-
✓ 9		Mason McCollum (9)	E <sub>1</sub>	↓ E <sub>1</sub> T <sub>2</sub> N <sub>2</sub>	E <sub>1</sub> R <sub>2</sub>	9					9		6	15
✓ 12		Mike Bonner (10)	E <sub>1</sub>	↓ E <sub>1</sub>									-	6
✓ 5		Mason Beckman (12)	T <sub>2</sub> N <sub>3</sub> T <sub>2</sub> N <sub>2</sub>	D T <sub>2</sub> N <sub>3</sub>	= T <sub>2</sub> FAI 4:30						FAI	4:30	6	21
✓ 1		Robbie Rice (11)	E <sub>1</sub>	D									-	6
✓ 30		Dylan D'urso (11)	T <sub>2</sub> IN 1:05 T <sub>2</sub>	↓ R <sub>2</sub> FAI 3:39							FAI	3:39	6	27
✓ 1		Matt Kelley (11)	E <sub>1</sub>			1					1		-	5
✓ 35		Adam Matthews (12)	T <sub>2</sub> N <sub>3</sub> N <sub>3</sub> T <sub>2</sub> N <sub>3</sub>	↑ N <sub>3</sub>		16					FAI 16	2:29	6	32
✓ 140		Forfeit											-	6
		Austin Matthews (10)										FOR.	6	38
✓ 14		Xavier Ross (11)		↓ E <sub>1</sub> R <sub>2</sub>	E <sub>1</sub> C	4					4		-	3
✓ 5		Levi Stoyer (9)	T <sub>2</sub>	D T <sub>2</sub> E <sub>1</sub>	↓ R <sub>2</sub> T <sub>2</sub>	9					9	DEC	6	41
✓ 1		Forfeit											-	6
	52	Cam Cianci (10)										FOR.	6	47
✓ 16		Devin Patterson (12)		↑	E <sub>1</sub>	1					1		-	4
✓ 60		Matt Tofani (11)	T <sub>2</sub> N <sub>2</sub>	D R <sub>2</sub> N <sub>3</sub> N <sub>2</sub>	↓ E <sub>1</sub> T <sub>2</sub>	14					14	MDEC	6	51
✓ 17		Shawn Croy/E (10)	T <sub>2</sub> FAI 1:33								FAI	1:33	6	-
		Austin Moffett (9)											12	51
✓ 18		Marc Martell (12)	T <sub>2</sub> N <sub>3</sub> FAI 1:39								FAI	1:39	6	-
✓ 9		Jamar Henry (10)											18	51

T<sub>2</sub> - Takedown  
R<sub>2</sub> - Reversal  
E<sub>1</sub> - Escape  
N<sub>2</sub> - Near fall  
N<sub>3</sub> - Near fall (5 seconds)  
N<sub>4</sub> - Near fall (as a result of injury or bleeding)  
Sw - Stalling Warning  
S - Stalling

TV - Technical Violation  
P - Illegal Hold or Unnecessary Roughness  
RO - Ride-out  
C - Caution  
C<sub>1</sub> - Points Earned After 2nd Caution  
CMW - Coach Misconduct Warning

CM - Coach Misconduct  
W - Warning  
FS - False Start  
UCM - Unsportsmanlike Conduct - Match Point  
UCT - Unsportsmanlike Conduct - Team Point  
FMC - Flagrant Misconduct  
F - 1:38 Fall

TF - 4:25 Technical Fall  
For - Forfeit  
Def - Default  
DQ - Disqualified  
Dec - Decision  
MD - Major Decision  
▲ - Selects Up  
▼ - Selects Down  
= - Selects Neutral

OT - Overtime  
SV - Sudden Victory  
TB - Tiebreaker  
UTB - Ultimate Tiebreaker  
IT - Injury Time  
IT - (= ▲ ▼) choice after 2nd Injury Time-out  
BT - Bleeding Time

NOTE:  
Circle first point(s) scored

FINAL SCORE

18 51





## DUAL MEET SCORESHEET

HOME: Reynolds

VISITOR: Cochran

DATE: 2.3.11

TIME: 6:39pm

REFEREE: Ned Bly

CHOICE	WT	WRESTLERS	1ST PERIOD			2ND PERIOD	3RD PERIOD	SCORE	OVERTIME				MATCH SCORE	MATCH RESULTS	TEAM SCORE	
									SV	TB1	TB2	UTB			H	V
✓ 1/8	9	JAMAR Henry (10)	T <sub>2</sub>	T <sub>2</sub>	T <sub>2</sub>	D	T <sub>2</sub>	13					13	MDEC	4	-
		LANE Hall (9)	E <sub>1</sub>	E <sub>1</sub>		↓	E <sub>1</sub>	4					4		4	0
2		Tabiah Johnson (12)													-	6
✓ 1/5		CAMERON Cyphert (10)	T <sub>2</sub>	FAIL 1:21									FAIL	1:21	4	6
✓ 2/8	5	Blake Heim (11)	T <sub>2</sub>	FAIL :44									FAIL	:44	6	-
		CASEY Pintagro (11)													10	6
1/10		Alex DiGergorio (9)	T <sub>2</sub>			↓ R <sub>2</sub>	FAIL 2:59						FAIL	2:59	6	-
✓ 1/3		SAMANTHA Boozer (11)				D									16	6
✓ 1/1	2	NEAL Engstrom (10)	T <sub>2</sub>	N <sub>3</sub>		D	E <sub>1</sub>	9					9	DEC	3	-
		Zachary McCracken (12)				↓ S <sub>W</sub> BTD 1:16	R <sub>2</sub>	8					8		19	6
1/1	9	MASON McCollum (9)	T <sub>2</sub>	FAIL 1:21									FAIL	1:21	6	-
✓ 1/2	5	Logan Jacobs (9)													25	6
✓ 1/2	5	MASON Beckman (12)	T <sub>2</sub>	N <sub>2</sub>	T <sub>2</sub>	N <sub>3</sub>	T <sub>2</sub>	N <sub>2</sub>					FAIL	2:56	6	-
		Robert Boozer (9)		E <sub>1</sub>	E <sub>1</sub>										31	6
1/3	0	Dylan D'Urso (11)	BTB 1:26			C		1					1	DEC	3	-
✓ 1/3	0	Matthew Bryer (11)				↓ S <sub>W</sub>		0					0		34	6
✓ 1/3	5	Adam Matthews (12)	T <sub>2</sub>	N <sub>2</sub>		D	T <sub>2</sub>	N <sub>3</sub>	N <sub>3</sub>	N <sub>2</sub>			17	MDEC	4	-
		Kreig Spahn (12)				=		4					4		38	6
1/4	0	Austin Matthews (10)	T <sub>2</sub>	N <sub>3</sub>	N <sub>2</sub>		S <sub>W</sub>						FAIL	5:27	6	-
✓ 1/4	0	Ryan Northcott (10)				↓ R <sub>2</sub>									44	6
✓ 1/4	5	Justin Rhodes (11)	T <sub>2</sub>	BTB 1:45	E <sub>1</sub>	D		9					9		-	3
		Caleb Peterson (10)		E <sub>1</sub>	T <sub>2</sub>	↓	E <sub>1</sub>	11					11	DEC	44	9
1/5	2	Tyler Miller (11)	R <sub>2</sub>				T <sub>2</sub>	6					6	DEC	3	-
✓ 1/5	2	Jesse Eppheimer (12)	T <sub>2</sub>	E <sub>1</sub>		↓	E <sub>1</sub>	5					5		47	9
✓ 1/6	0	Matt Tofani (11)	T <sub>2</sub>	C		D		2					2	DEC	3	-
		Austin Andrews (10)	BTB 1:40			=		0					0		50	9
1/7	1	Austin Moffett (9)	T <sub>2</sub>	N <sub>2</sub>		↓	E <sub>1</sub>	12					12	MDEC	4	-
✓ 1/7	1	Michael James (10)				D		2					2		54	9

T<sub>2</sub> - Takedown  
R<sub>2</sub> - Reversal  
E<sub>1</sub> - Escape  
N<sub>2</sub> - Near fall  
N<sub>3</sub> - Near fall (5 seconds)  
N<sub>4</sub> - Near fall (as a result of injury or bleeding)  
Sw - Stalling Warning  
S - Stalling

TV - Technical Violation  
P - Illegal Hold or Unnecessary Roughness  
RO - Ride-out  
C - Caution  
C<sub>1</sub> - Points Earned After 2nd Caution  
CM<sub>w</sub> - Coach Misconduct Warning

CM - Coach Misconduct  
W - Warning  
FS - False Start  
UCM - Unsportsmanlike Conduct - Match Point  
UCT - Unsportsmanlike Conduct - Team Point  
FMC - Flagrant Misconduct  
F - 1:38 Fall

TF - 4:25 Technical Fall  
For - Forfeit  
Def - Default  
DQ - Disqualified  
Dec - Decision  
MD - Major Decision  
▲ - Selects Up  
▼ - Selects Down  
= - Selects Neutral

OT - Overtime  
SV - Sudden Victory  
TB - Tiebreaker  
UTB - Ultimate Tiebreaker  
IT - Injury Time  
IT - (= ▲ ▼) choice after 2nd Injury Time-out  
BT - Bleeding Time

FINAL SCORE

54 9

NOTE:  
Circle first point(s) scored





## DUAL MEET SCORESHEET

HOME: Fort LeBoeufVISITOR: ReynoldsDATE: 2.3.11TIME: 8:56 pmREFEREE: [Signature]

CHOICE	WT	WRESTLERS	1ST PERIOD	2ND PERIOD	3RD PERIOD	SCORE	OVERTIME				MATCH SCORE	MATCH RESULTS	TEAM SCORE	
							SV	TB1	TB2	UTB			H	V
✓ 2	1	Evam Daley (10)	T <sub>2</sub>	T <sub>2</sub>	FAIL 3:55						FAIL	3:55	6	-
✓ 1	5	Tommy Davis (11)		D									6	0
✓ 2	8	Brandon Bradney (12)		↓ E <sub>1</sub>		4					4	DEC	3	-
✓ 1	5	Blake Helm (11)			↓ C S <sub>W</sub> R <sub>2</sub> E <sub>1</sub>	3					3		9	0
✓ 1	10	George McGuire (9)	T <sub>2</sub>	↓ R <sub>2</sub>		12					12	MDEC	4	-
✓ 1	3	Alex DiGeragorio (9)	C	D S <sub>W</sub>	↓ E <sub>1</sub> E <sub>1</sub> E <sub>1</sub> E <sub>1</sub>	4					4		13	0
✓ 1	12	Brandon Puckly (11)	T <sub>2</sub> N <sub>2</sub>	D	↓ R <sub>2</sub> I T <sub>2</sub> N <sub>2</sub>	11					11	MDEC	4	-
✓ 1	2	Neal Engstrom (10)		↓ S <sub>W</sub>	S E <sub>1</sub>	1					1		17	0
✓ 1	1	Jack Middleton (10)	T <sub>2</sub>	↓	TV	2					2		-	3
✓ 1	9	Mason McCollum (9)		D	↓ I E <sub>1</sub> T <sub>2</sub>	4					4	DEC	17	3
✓ 1	12	Mitch Kattenbaugh (12)	E <sub>1</sub> E <sub>1</sub> E <sub>1</sub>										-	6
✓ 1	5	Mason Beckman (12)	T <sub>2</sub> T <sub>2</sub> T <sub>2</sub> T <sub>2</sub>	↓	FAIL 1:17						FAIL	1:17	17	9
✓ 1	13	Ossie Bowers (10)	E <sub>1</sub> E <sub>1</sub>	↓ E <sub>1</sub> S <sub>W</sub>		8					8		-	4
✓ 1	30	Dylan D'Urso (11)	T <sub>2</sub> N <sub>2</sub> T <sub>2</sub> T <sub>2</sub>	D INT 4:2 T <sub>2</sub> INT 1:20	↓ E <sub>1</sub> T <sub>2</sub> T <sub>2</sub> T <sub>2</sub> E <sub>1</sub>	18					18	MDEC	17	13
✓ 1	3	Riley Smith (11)	E <sub>1</sub>	D	↓ E <sub>1</sub>	2					2		-	4
✓ 1	35	Adam Matthews (12)	T <sub>2</sub> T <sub>2</sub> N <sub>3</sub>	↓ C E <sub>1</sub> T <sub>2</sub>	T <sub>2</sub>	12					12	MDEC	17	17
✓ 1	4	Brad Malinowski (9)	E <sub>1</sub>	↓ C E <sub>1</sub> E <sub>1</sub> E <sub>1</sub> S <sub>W</sub>		4					4		-	4
✓ 1	40	Austin Matthews (10)	T <sub>2</sub> T <sub>2</sub>	D T <sub>2</sub> T <sub>2</sub> T <sub>2</sub> C	↓ R <sub>2</sub> N <sub>2</sub>	14					14	MDEC	17	21
✓ 1	45	Kody Pace (11)		↓ (E <sub>1</sub> ) T <sub>2</sub>		3					3	DEC	3	-
✓ 1	5	Cam Cianci (10)	S <sub>W</sub>	C	=	0					0		20	21
✓ 1	52	Taylor Fox (10)		E <sub>1</sub>	↓ E <sub>1</sub>	2					2		-	3
✓ 1	5	Justin Rhodes (11)		↓ R <sub>2</sub>		2	T <sub>2</sub>				4	DEC	20	24
✓ 1	60	Craig Cihan (11)	T <sub>2</sub> E <sub>1</sub> T <sub>2</sub> N <sub>2</sub>	D N <sub>3</sub> N <sub>2</sub>	↓ E <sub>1</sub> T <sub>2</sub> N <sub>2</sub>	17					17	4:44	5	-
✓ 1	6	Tyler Miller (11)	R <sub>2</sub>	↓ S <sub>W</sub>		2					2		25	24
✓ 1	7	Caszy Pace (12)	T <sub>2</sub> T <sub>2</sub>	↓ E <sub>1</sub>	C INT 1:35 E <sub>1</sub>	6					6	DEC	3	-
✓ 1	7	Matt Tofani (11)	E <sub>1</sub>	D S <sub>W</sub>	↓ E <sub>1</sub> BT 1:55 T <sub>2</sub>	4					4		28	24
✓ 1	8	Anthony Rivera (9)	E <sub>1</sub>	D E <sub>1</sub>									-	6
✓ 1	9	Jamar Henry (10)	T <sub>2</sub> T <sub>2</sub>	↓ R <sub>2</sub> T <sub>2</sub>	FAIL 3:48						FAIL	3:48	28	30

T<sub>2</sub> - Takedown  
R<sub>2</sub> - Reversal  
E<sub>1</sub> - Escape  
N<sub>2</sub> - Near fall  
N<sub>3</sub> - Near fall (5 seconds)  
N<sub>4</sub> - Near fall (as a result of injury or bleeding)  
S<sub>W</sub> - Stalling Warning

TV - Technical Violation  
P - Illegal Hold or Unnecessary Roughness  
RO - Ride-out  
C - Caution  
C<sub>1</sub> - Points Earned After 2nd Caution  
CM - Coach Misconduct

CM - Coach Misconduct  
W - Warning  
FS - False Start  
UCM - Unsportsmanlike Conduct - Match Point  
UCT - Unsportsmanlike Conduct - Team Point  
FMC - Flagrant Misconduct

TF - 4:25 Technical Fall  
For - Forfeit  
Def - Default  
DQ - Disqualified  
Dec - Decision  
MD - Major Decision  
▲ - Selects Up  
▼ - Selects Down

OT - Overtime  
SV - Sudden Victory  
TB - Tiebreaker  
UTB - Ultimate Tiebreaker  
IT - Injury Time  
IT - (= ▲ ▼) choice after 2nd Injury Time-out

NOTE:  
Circle first point(s) scored

FINAL SCORE





# DUAL MEET SCORESHEET

HOME: Reynolds

VISITOR: Chartiers-Houston

DATE: 2.10.11

TIME: 6:00pm

REFEREE: Steve Wilkins

CHOICE	WT	WRESTLERS	1ST PERIOD	2ND PERIOD	3RD PERIOD	SCORE	OVERTIME				MATCH SCORE	MATCH RESULTS	TEAM SCORE	
							SV	TB1	TB2	UTB			H	V
✓ 10	3	Alex DiGregorio (9)		D	↑ C	0		↑	↑	↑	0		-	3
		Richie McGinnis (9)	(T2)	=		2		↑	↑	↑	2	DEC	0	3
✓ 11	2	Neal Engstrom (10)	R2					↑	↑	↑			6	-
		Jake Jones (9)	(T2)	↓	FAIL 2:47			↑	↑	↑	FAIL	2:47	6	3
✓ 11	9	Mason McCollum (9)	P	D	R2 N3	8		↑	↑	↑	8	DEC	3	-
		Ryan Dodd (12)	(1) T2	↓	R2	5		↑	↑	↑	5		9	3
✓ 12	5	Mason Beckman (12)	(T2) T2 N3 T2	C N3 N3	= T2 T2	19		↑	↑	↑	19	4:33	5	-
		Andrew Vernau (11)	E1	↓	E1	4		↑	↑	↑	4		14	3
✓ 13	30	Dylan D'Urso (11)	(T2) T2 N2 N2	D N3 N3	↑	FAIL 5:21		↑	↑	↑	FAIL	5:21	6	-
		Andrew Lis (12)	E1 C	↓				↑	↑	↑			20	3
✓ 13	5	Adam Matthews (12)			↓	R2 N2	4	↑	↑	↑	4	DEC	3	-
		Tanner Sutton (10)		↓	BTD 1:51	0		↑	↑	↑	0		23	3
✓ 14	40	Austin Matthews (10)	(T2) T2 T2 N3 N2 T2	↓	FAIL 1:41			↑	↑	↑	FAIL	1:41	6	-
		John Ellis (12)	E1 E1	↓				↑	↑	↑			29	3
✓ 14	5	Justin Rhodes (11)	I	T2	↓	3		↑	↑	↑	3		-	3
		Tommy Orenbaum (11)	(T2) P	↓	E1 E1 T2	6		↑	↑	↑	6	DEC	29	6
✓ 15	2	Cam Cianci (10)	C C	D	E1 E1	2		↑	↑	↑	2		-	5
		Michael Innes (12)	(T2)	↓	E1 T2 T2 BTD 2:25 T2	17		↑	↑	↑	17	5:40	29	11
✓ 16	0	Tyler Miller (11)	(T2)	↓	R2	4		↑	↑	↑	4	DEC	3	-
		Steven Hazlett (11)		↓		0		↑	↑	↑	0		32	11
✓ 17	1	Austin Moffett (9)		D	INT 1:30	0		↑	↑	↑	0		-	5
		Garrett Vulcano (10)	(T2)	↓	R2 N3	15		↑	↑	↑	15	6:00	32	16
✓ 18	9	Jamar Henry (10)			↓	E1		↑	↑	↑	4	DEC	3	-
		Joey Congie (11)		↓	(E)	1		↓	↑	↑	1		35	16
✓ 21	5	Blake Heim (11)	(T2) FAIL 1:18					↑	↑	↑	FAIL	1:18	6	-
		Jeremy Anzetti (12)						↑	↑	↑			41	16
✓ 28	5	Chris Nottingham (10)		BTD 1:27	E1	1		↑	↑	↑	1		-	5
		Nate Grandelis (11)	(T2) N3 N3 N3	↓	E1 T2	16		↑	↑	↑	16	5:52	41	21

T2 - Takedown  
R2 - Reversal  
E1 - Escape  
N2 - Near fall  
N3 - Near fall (5 seconds)  
N4 - Near fall (as a result of injury or bleeding)  
Sw - Stalling Warning  
S - Stalling

TV - Technical Violation  
P - Illegal Hold or Unnecessary Roughness  
RO - Ride-out  
C - Caution  
C1 - Points Earned After 2nd Caution  
CMW - Coach Misconduct Warning

CM - Coach Misconduct  
W - Warning  
FS - False Start  
UCM - Unsportsmanlike Conduct - Match Point  
UCT - Unsportsmanlike Conduct - Team Point  
FMC - Flagrant Misconduct  
F - 1:38 Fall

TF - 4:25 Technical Fall  
For - Forfeit  
Def - Default  
DQ - Disqualified  
Dec - Decision  
MD - Major Decision  
▲ - Selects Up  
▼ - Selects Down  
= - Selects Neutral

OT - Overtime  
SV - Sudden Victory  
TB - Tiebreaker  
UTB - Ultimate Tiebreaker  
IT - Injury Time  
IT - (= ▲ ▼) choice after 2nd Injury Time-out  
BT - Bleeding Time

NOTE:  
Circle first point(s) scored

FINAL SCORE



41 21



# PIAA Championship 1/4 Finals

## DUAL MEET SCORESHEET

HOME: Reynolds

VISITOR: Bethlehem Catholic

DATE: 2.11.11

TIME: 2:02 pm

REFEREE: Jack Pennell

CHOICE	WT	WRESTLERS	1ST PERIOD	2ND PERIOD	3RD PERIOD	SCORE	OVERTIME				MATCH SCORE	MATCH RESULTS	TEAM SCORE	
							SV	TB1	TB2	UTB			H	V
✓ 2	15	Blake Heim (11)		↓ E <sub>1</sub>		5		↑	↑	↑	5	DEC	3	-
		Martin Laluz (12)	S <sub>w</sub>	BTU 3:26 27 3:54	= BTU 3:26 27 3:54	0		↑	↑	↑	0		3	0
2	8	Tobiah Johnson (12)		↓ E <sub>1</sub> S <sub>w</sub>		1		↑	↑	↑	1		-	3
✓ 5		Benjamin Bunce (11)		↓ E <sub>1</sub>	T <sub>2</sub>	3		↑	↑	↑	3	DEC	3	3
✓ 10	3	Alex DiGregorio (9)	E <sub>1</sub> E <sub>1</sub> S <sub>w</sub> E <sub>1</sub> E <sub>1</sub>	D E <sub>1</sub>	↑ INT 2:22	5		↑	↑	↑	5		-	5
		DARIAN Cruz (10)	(T <sub>2</sub> ) T <sub>2</sub> T <sub>2</sub> T <sub>2</sub> T <sub>2</sub>	= T <sub>2</sub> T <sub>2</sub> N <sub>2</sub>	E <sub>1</sub> S T <sub>2</sub>	20		↑	↑	Fail	20	4:30	3	8
1	1	NEAL Engstrom (10)	E <sub>1</sub> E <sub>1</sub> E <sub>1</sub>					↑	↑	↑			-	6
✓ 1	2	Zeke Moisey (9)	(T <sub>2</sub> ) T <sub>2</sub> T <sub>2</sub> T <sub>2</sub>	FAIL 1:18				↑	↑	↑	Fail	1:18	3	14
✓ 1	9	Mason McCollum (9)		D E <sub>1</sub>		1		↑	↑	↑	1		-	5
		Randy Cruz (11)	(T <sub>2</sub> ) N <sub>2</sub> N <sub>2</sub> N <sub>2</sub> N <sub>2</sub>	= T <sub>2</sub> N <sub>2</sub> T <sub>2</sub> N <sub>2</sub>		18		↑	↑	Fail	18	3:57	3	19
1	2	Mason Beckman (12)	(T <sub>2</sub> ) T <sub>2</sub>	T <sub>2</sub> C T <sub>2</sub>	↓ C E <sub>1</sub> S <sub>w</sub> T <sub>2</sub> INT 4:47	13		↑	↑	↑	13	MDEC	4	-1
✓ 5		Jaydon Rice (12)	E <sub>1</sub> E <sub>1</sub>	↓ E <sub>1</sub> E <sub>1</sub>	S <sub>w</sub> C E <sub>1</sub>	5		↑	↑	↑	5		7	18
✓ 1	3	Dylan D'Urso (11)	(T <sub>2</sub> )	D	↓ E <sub>1</sub>	3		↑	↑	↑	3	DEC	3	-
		Richard Cruz (11)	E <sub>1</sub>	↓ E <sub>1</sub> S <sub>w</sub>		2		↑	↑	↑	2		10	18
1	3	Adam Matthews (12)	(T <sub>2</sub> )	↓ I R <sub>2</sub> C	INT 5:51	7		↑	↑	↑	7	DEC	3	-
✓ 5		Cody Gonzalez (10)		D TV E <sub>1</sub> S <sub>w</sub>	= S INT 5:54	1		↑	↑	↑	1		13	18
✓ 1	4	Justin Rhodes (11)		↓ C	E <sub>1</sub>	1		↑	↑	↑	1		-	3
		RYAN Todora (10)		↓ R <sub>2</sub>		2		↑	↑	↑	2	DEC	13	21
1	4	Austin Matthews (10)	(T <sub>2</sub> ) T <sub>2</sub> T <sub>2</sub> N <sub>2</sub> T <sub>2</sub>	R <sub>2</sub> T <sub>2</sub> FAIL 3:33				↑	↑	↑	Fail	3:33	6	-
✓ 5		Cory Gonzalez (10)	E <sub>1</sub> E <sub>1</sub> E <sub>1</sub>	↑ E <sub>1</sub>				↑	↑	↑			19	21
✓ 1	5	Levi Stoyee (9)						↑	↑	↑			-	6
		Kyle Dehaut (12)	(T <sub>2</sub> ) FAIL :41					↑	↑	↑	Fail	:41	19	27
1	6	Cam Cianci (10)	E <sub>1</sub> C I	INT 2:28	E <sub>1</sub> E <sub>1</sub> S <sub>w</sub> E <sub>1</sub>	9		↑	↑	↑	9		-	5
✓ 10		Elliot Riddick (11)	C (T <sub>2</sub> ) T <sub>2</sub> TV	↓ E <sub>1</sub> T <sub>2</sub> T <sub>2</sub> T <sub>2</sub> C	I T <sub>2</sub> T <sub>2</sub> N <sub>2</sub> T <sub>2</sub> T <sub>2</sub>	24		↑	↑	Fail	24	4:50	19	32
✓ 1	7	Tyler Miller (11)	E <sub>1</sub>	D R <sub>2</sub>	↓ E <sub>1</sub> I	5		↑	↑	↑	5		-	3
		Jose Ortiz (9)	(T <sub>2</sub> ) S <sub>w</sub>	↓ E <sub>1</sub> T <sub>2</sub> E <sub>1</sub>	T <sub>2</sub> S	8		↑	↑	↑	8	DEC	19	35
1	8	Jamar Henry (10)	E <sub>1</sub> E <sub>1</sub>	S <sub>w</sub>	↓ E <sub>1</sub> S	3		↑	↑	↑	3		-	3
✓ 9		Josh Alpha (10)	(T <sub>2</sub> ) T <sub>2</sub> T <sub>2</sub>	↓ E <sub>1</sub>	I	8		↑	↑	↑	8	DEC	19	38

T<sub>2</sub> - Takedown  
R<sub>2</sub> - Reversal  
E<sub>1</sub> - Escape  
N<sub>2</sub> - Near fall  
N<sub>3</sub> - Near fall (5 seconds)  
N<sub>4</sub> - Near fall (as a result of injury or bleeding)  
S<sub>w</sub> - Stalling Warning  
S - Stalling

TV - Technical Violation  
P - Illegal Hold or Unnecessary Roughness  
RO - Ride-out  
C - Caution  
C<sub>1</sub> - Points Earned After 2nd Caution  
CM<sub>w</sub> - Coach Misconduct Warning

CM - Coach Misconduct  
W - Warning  
FS - False Start  
UCM - Unsportsmanlike Conduct - Match Point  
UCT - Unsportsmanlike Conduct - Team Point  
FMC - Flagrant Misconduct  
F - 1:38 Fall

TF - 4:25 Technical Fall  
For - Forfeit  
Def - Default  
DQ - Disqualified  
Dec - Decision  
MD - Major Decision  
▲ - Selects Up  
▼ - Selects Down  
= - Selects Neutral

OT - Overtime  
SV - Sudden Victory  
TB - Tiebreaker  
UTB - Ultimate Tiebreaker  
IT - Injury Time  
IT - (= ▲ ▼) choice after 2nd Injury Time-out  
BT - Bleeding Time

NOTE:  
Circle first point(s) scored

FINAL SCORE

19 38





## DUAL MEET SCORESHEET

HOME: Reynolds

VISITOR: Boiling Springs

DATE: 2.11.11

TIME: 5:50pm

REFEREE: Donna Buchman

CHOICE	WT	WRESTLERS	1ST PERIOD	2ND PERIOD	3RD PERIOD	SCORE	OVERTIME				MATCH SCORE	MATCH RESULTS	TEAM SCORE	
							SV	TB1	TB2	UTB			H	V
✓ 3	8	Chris Nottingham (10)		D				↑	↑	↑			-	6
5		Tyler Unger (12)		↓ E <sub>1</sub> <b>FAIL 1:10</b>				↑	↑	↑	FAIL 1:10		0	6
10		Alex DiGennaro (9)		N <sub>2</sub> C	↓	2	TV	↑	↑	↑	2		-	3
✓ 3	10	Mitchell Ptaszek (10) (T <sub>2</sub> )		↓		2	1	↑	↑	↑	3	DEC	0	9
✓ 1	11	Neal Engstrom (10)	E <sub>1</sub> E <sub>1</sub>	↓ S <sub>W</sub> S	E <sub>1</sub> E <sub>1</sub> E <sub>1</sub> S E <sub>1</sub>	6		↑	↑	↑	6		-	4
2		Joe Byers (11) (T <sub>2</sub> ) T <sub>2</sub>		N <sub>3</sub> 1	= T <sub>2</sub> T <sub>2</sub> T <sub>2</sub> 1 T <sub>2</sub> T <sub>2</sub>	19		↑	↑	↑	19	MDEC	0	13
1	11	Mason McCollum (9)		↓	R <sub>2</sub>	2		↑	↑	↑	2		-	3
✓ 9		Mark Lentz (11) (T <sub>2</sub> )		D	↑ N <sub>2</sub> R <sub>2</sub>	6		↑	↑	↑	6	DEC	0	16
✓ 1	12	Mason Beckman (12) (T <sub>2</sub> ) T <sub>2</sub> N <sub>3</sub>		D E <sub>1</sub> T <sub>2</sub> <b>FAIL 2:27</b>				↑	↑	↑	FAIL 2:27		6	-
2	5	Connor Murphy (9)	E <sub>1</sub>	↑				↑	↑	↑			6	16
1	13	Dylan D'Urso (11)		↓ R <sub>2</sub>	1 T <sub>2</sub> T <sub>2</sub> N <sub>2</sub>	9		↑	↑	↑	9	DEC	3	-
✓ 3	0	Roland Miller (12)		D S <sub>W</sub>	↓ S E <sub>1</sub> E <sub>1</sub> E <sub>1</sub>	3		↑	↑	↑	3		9	16
✓ 1	3	Adam Matthews (12) (T <sub>2</sub> ) T <sub>2</sub>		D E <sub>1</sub> T <sub>2</sub> <b>FAIL 2:11</b>				↑	↑	↑	FAIL 2:11		6	-
3	5	Andrew Mello H (10)	E <sub>1</sub>	↑				↑	↑	↑			15	16
1	4	Austin Matthews (10) (T <sub>2</sub> )		↓ R <sub>2</sub>	C R <sub>2</sub> T <sub>2</sub> T <sub>2</sub>	10		↑	↑	↑	10	MDEC	4	-
✓ 1	4	Kyle Taylor (9)		D	↑ E <sub>1</sub> E <sub>1</sub> <b>FAIL 2:43</b>	2		↑	↑	↑	2		19	16
✓ 1	4	Justin Rhodes (11) (T <sub>2</sub> )		D R <sub>2</sub> S <sub>W</sub>	↓ E <sub>1</sub> T <sub>2</sub>	7		↑	↑	↑	7	DEC	3	-
4	5	Anton Morrow (10)		↑ E <sub>1</sub>	E <sub>1</sub>	2		↑	↑	↑	2		22	16
1	5	Levi Stoyer (9)	E <sub>1</sub>	↓ E <sub>1</sub>	E <sub>1</sub> E <sub>1</sub>	4		↑	↑	↑	4		-	4
✓ 1	5	Tony Nickle (11) (T <sub>2</sub> ) T <sub>2</sub> N <sub>3</sub>		D	↓ E <sub>1</sub> T <sub>2</sub> C T <sub>2</sub> N <sub>2</sub>	14		↑	↑	↑	14	MDEC	22	20
✓ 1	6	Cam Clanci (10)						↑	↑	↑			-	6
1	6	Jordan Schmick (11) (T <sub>2</sub> ) <b>FAIL :41</b>						↑	↑	↑	FAIL :41		22	26
1	7	Tyler Miller (11)		↓ E <sub>1</sub> T <sub>2</sub>		3		↑	↑	↑	3		-	3
✓ 1	7	John Riddle (12) (T <sub>2</sub> ) N <sub>2</sub>		D C E <sub>1</sub>	↓ E <sub>1</sub> T <sub>2</sub> N <sub>2</sub>	10		↑	↑	↑	10	DEC	22	29
✓ 1	8	Jamar Henry (10)		D S <sub>W</sub>	= S	0		↑	↑	↑	0		-	4
1	9	Logan Murphy (11) (T <sub>2</sub> ) N <sub>3</sub>		↑ N <sub>3</sub>	T <sub>2</sub> N <sub>3</sub> 1	14		↑	↑	↑	14	MDEC	22	33
2	5	Blake Heim (11) (T <sub>2</sub> ) <b>FAIL :17</b>						↑	↑	↑	FAIL :17		6	-
✓ 2	5	Calvin Barrick (10)						↑	↑	↑			28	33

T<sub>2</sub> - Takedown  
R<sub>2</sub> - Reversal  
E<sub>1</sub> - Escape  
N<sub>2</sub> - Near fall  
N<sub>3</sub> - Near fall (5 seconds)  
N<sub>4</sub> - Near fall (as a result of injury or bleeding)  
S<sub>W</sub> - Stalling Warning  
S - Stalling

TV - Technical Violation  
P - Illegal Hold or Unnecessary Roughness  
RO - Ride-out  
C - Caution  
C<sub>1</sub> - Points Earned After 2nd Caution  
CM<sub>W</sub> - Coach Misconduct Warning

CM - Coach Misconduct  
W - Warning  
FS - False Start  
UCM - Unsportsmanlike Conduct - Match Point  
UCT - Unsportsmanlike Conduct - Team Point  
FMC - Flagrant Misconduct  
F - 1:38 Fall

TF - 4:25 Technical Fall  
For - Forfeit  
Def - Default  
DQ - Disqualified  
Dec - Decision  
MD - Major Decision  
▲ - Selects Up  
▼ - Selects Down  
= - Selects Neutral

OT - Overtime  
SV - Sudden Victory  
TB - Tiebreaker  
UTB - Ultimate Tiebreaker  
IT - Injury Time  
IT - (= ▲ ▼) choice after 2nd Injury Time-out  
BT - Bleeding Time

NOTE:  
Circle first point(s) scored


FINAL SCORE

28 33






National Federation of State High School Associations



VARSITY  
2011-2012

# Wrestling Official Scorebook



OFFICIAL DISTRIBUTOR  
CRAMER PRODUCTS, INC.

WRS



# DUAL MEET SCORESHEET

HOME: Reynolds VISITOR: Oil City DATE: 12.20.11 TIME: 9:01 pm REFEREE: Terry Coop

CHOICE	WT	WRESTLERS	1ST PERIOD	2ND PERIOD	3RD PERIOD	SCORE	OVERTIME				MATCH SCORE	MATCH RESULTS	TEAM SCORE	
							SV	TB1	TB2	UTB			H	V
✓ 1 <sub>3</sub>		Alex DiGregorio (10)	T <sub>2</sub> N <sub>3</sub>	T <sub>2</sub>	↓ E <sub>1</sub> T <sub>2</sub> N <sub>2</sub>	14	↑	↑	↑		14	MDEC	4	-
		Joe RANGER (9)		=	C S <sub>w</sub>	0	↑	↑	↑		0		4	0
✓ 1 <sub>2</sub>		Neal Engstrom (11)	T <sub>2</sub> N <sub>3</sub> T <sub>2</sub> C	D T <sub>2</sub> T <sub>2</sub> BT <sub>2</sub> 3:06 T <sub>2</sub> N <sub>3</sub> N <sub>2</sub>		18	↑	↑	↑		4:00	T.FALL	5	-
		Trenton Hogue (9)	E <sub>1</sub>	= E <sub>1</sub> E <sub>1</sub>		3	↑	↑	↑				9	0
✓ 1 <sub>2</sub>		Mason McCollum (10)	T <sub>2</sub>	↓ R <sub>2</sub>	FAIL 3:06		↑	↑	↑		3:06	FAIL	6	-
		John Beach (11)		D			↑	↑	↑				15	0
✓ 1 <sub>3</sub>		Dylan D'urso (12)	T <sub>2</sub> T <sub>2</sub> T <sub>2</sub>	FAIL 1:04			↑	↑	↑		1:04	FAIL	6	-
		Nate Morrison (10)	E <sub>1</sub> E <sub>1</sub>				↑	↑	↑				21	0
✓ 1 <sub>3</sub>		Austin Matthews (11)	T <sub>2</sub> T <sub>2</sub>				↑	↑	↑		1:07	FAIL	6	-
		Cameron Cochran (12)	E <sub>1</sub>				↑	↑	↑				27	0
✓ 1 <sub>4</sub>		Levi Stoyer (10)	T <sub>2</sub> T <sub>2</sub>	D T <sub>2</sub> T <sub>2</sub> N <sub>3</sub> N <sub>3</sub>	= E <sub>1</sub> T <sub>2</sub>	FAIL 5:13	↑	↑	↑		5:13	FAIL	6	-
		Kurt Harsenrader (10)	E <sub>1</sub>	↓ E <sub>1</sub> E <sub>1</sub>	T <sub>2</sub>		↑	↑	↑				33	0
✓ 1 <sub>5</sub>		Tyler Miller (12)	T <sub>2</sub> R <sub>2</sub>	↓ R <sub>2</sub>	FAIL 3:03		↑	↑	↑		3:03	FAIL	6	-
		Tanner James (11)	R <sub>2</sub>	D			↑	↑	↑				39	0
✓ 1 <sub>6</sub>		Matt Tofani (12)	R <sub>2</sub> N <sub>2</sub> C C N <sub>3</sub>	D T <sub>2</sub> N <sub>2</sub> BT <sub>2</sub> 3:50	↓ R <sub>2</sub> N <sub>3</sub> R <sub>2</sub> E <sub>1</sub> T <sub>2</sub>	21	↑	↑	↑		21	MDEC	4	-
		Trent Zdarko (10)	T <sub>2</sub>	=	C R <sub>2</sub> E <sub>1</sub> T <sub>2</sub>	7	↑	↑	↑		7		43	0
✓ 1 <sub>7</sub>		Clay Stoyer (11)	T <sub>2</sub>				↑	↑	↑		1:59	FAIL	6	-
		Brandon Stover (10)					↑	↑	↑				49	0
✓ 1 <sub>8</sub>		Austin Moffett (10)	INT 1:15 T <sub>2</sub> N <sub>2</sub> BT <sub>2</sub> 3:50	D	↓ E <sub>1</sub> T <sub>2</sub> T <sub>2</sub>	9	↑	↑	↑		9	DEC	3	-
		Casey Johnson (12)		↓ E <sub>1</sub>	E <sub>1</sub>	2	↑	↑	↑		2		52	0
✓ 1 <sub>9</sub>		Namar Henry (11)					↑	↑	↑			FOR	6	-
		Forfeit					↑	↑	↑				58	0
✓ 2 <sub>2</sub>		Logan Rickert (11)	T <sub>2</sub>				↑	↑	↑		1:05	FAIL	6	-
		Josh Lenze (11)					↑	↑	↑				64	0
✓ 2 <sub>8</sub>		Blake Helm (12)	T <sub>2</sub>	FAIL 1:25			↑	↑	↑		1:25	FAIL	6	-
		Larry Winger (12)					↑	↑	↑				70	0
✓ 1 <sub>0</sub>		Mike Bartolo (9)					↑	↑	↑			FOR.	6	-
		Forfeit					↑	↑	↑				76	0

T<sub>2</sub> - Takedown  
R<sub>2</sub> - Reversal  
E<sub>1</sub> - Escape  
N<sub>2</sub> - Near fall  
N<sub>3</sub> - Near fall (5 seconds)  
N<sub>4</sub> - Near fall (as a result of injury or bleeding)  
Sw - Stalling Warning  
S - Stalling

TV - Technical Violation  
P - Illegal Hold/Maneuver or Unnecessary Roughness  
RO - Ride-out  
C - Caution  
C<sub>1</sub> - Points Earned After 2nd Caution  
CM<sub>w</sub> - Coach Misconduct Warning

CM - Coach Misconduct  
W - Warning  
FS - False Start  
UCM - Unsportsmanlike Conduct - Match Point  
UCT - Unsportsmanlike Conduct - Team Point  
FMC - Flagrant Misconduct  
F - 1:38 Fall

TF - 4:25 Technical Fall  
For - Forfeit  
Def - Default  
DQ - Disqualified  
Dec - Decision  
MD - Major Decision  
▲ - Selects Up  
▼ - Selects Down  
= - Selects Neutral

OT - Overtime  
SV - Sudden Victory  
TB - Tiebreaker  
UTB - Ultimate Tiebreaker  
IT - Injury Time  
IT - (-▲▼) choice after 2nd Injury Time-out  
BT - Blood Time

FINAL SCORE

76 0

NOTE:  
Circle first point(s) scored





Chris Starocci

## DUAL MEET SCORESHEET

HOME: Reynolds

VISITOR: Erie Prep

DATE: 12.22.11

TIME: 9:50pm

REFEREE: S. Mat

CHOICE	WT	WRESTLERS	1ST PERIOD	2ND PERIOD	3RD PERIOD	SCORE	OVERTIME				MATCH SCORE	MATCH RESULTS	TEAM SCORE	
							SV	TB1	TB2	UTB			H	V
2	20	Logan Rickert (11)		T <sub>2</sub>	↓ R <sub>2</sub> (FAIL 4:21)			↑	↑	↑	4:21	FAIL	6	-
✓	20	J.S. Williams (10)		↓ E <sub>1</sub>				↑	↑	↑			6	0
✓	20	Blake Heim (12)	T <sub>2</sub> T <sub>2</sub>	↓ E <sub>1</sub> I		6		↑	↑	↑	6	DEC	3	-
✓	5	Nate Carlin (11)	E <sub>1</sub> E <sub>1</sub> SW	S	↓ E <sub>1</sub>	3		↑	↑	↑	3		9	0
✓	10	Mike Bartolo (9)		C	↓ E <sub>1</sub> T <sub>2</sub>	3		↑	↑	↑	3	DEC	3	-
✓	6	Chuky Bizzaro (9)	BTO 4:07	↓ C	E <sub>1</sub>	1		↑	↑	↑	1		12	0
✓	13	Alex DiGregorio (10)	E <sub>1</sub> E <sub>1</sub>	D	↑ E <sub>1</sub>	3		↑	↑	↑	3		-	4
✓	13	Jake Gromacki (10)	T <sub>2</sub> T <sub>2</sub> T <sub>2</sub>	= T <sub>2</sub>	E <sub>1</sub> T <sub>2</sub> N <sub>2</sub>	13		↑	↑	↑	13	MDEC	12	4
✓	12	Neal Engstrom (11)	E <sub>1</sub>	↓ E <sub>1</sub> E <sub>1</sub>		3		↑	↑	↑	3		-	3
✓	10	Josh Caban (10)	T <sub>2</sub>	D T <sub>2</sub> T <sub>2</sub> C	= BTO 4:24 SW	6		↑	↑	↑	6	DEC	12	7
✓	12	Mason McCollum (10)	T <sub>2</sub> N <sub>2</sub>	D	↓ E <sub>1</sub> T <sub>2</sub> (FAIL 5:39)			↑	↑	↑	5:39	FAIL	6	-
✓	6	Alex Root (10)		↓				↑	↑	↑			18	7
✓	13	Dylan D'Urso (12)	T <sub>2</sub> T <sub>2</sub> T <sub>2</sub> T <sub>2</sub>	↓ C C E <sub>1</sub> T <sub>2</sub> T <sub>2</sub>				↑	↑	↑	3:10	FAIL	6	-
✓	2	Beau Coletta (11)	E <sub>1</sub> E <sub>1</sub> E <sub>1</sub>	D C C BTO 4:30 E <sub>1</sub>				↑	↑	↑			24	7
✓	13	Austin Matthews (11)						↑	↑	↑		FOR	6	-
✓	8	FORFEIT (Cannon Ward (9))						↑	↑	↑			30	7
✓	14	Levi Stoyen (10)	1 T <sub>2</sub>	↓ E <sub>1</sub> T <sub>2</sub>	T <sub>2</sub> (FAIL 4:33)			↑	↑	↑	4:33	FAIL	6	-
✓	5	Dan Yoci (12)	P	D	=			↑	↑	↑			36	7
✓	15	Tyler Miller (12)		↓ R <sub>2</sub>		2		↑	↑	↑	2	DEC	3	-
✓	2	Dan Krysiak (11)		SW	↓	0		↑	↑	↑	0		39	7
✓	16	Matt Tofani (12)		↓ E <sub>1</sub>	SW E <sub>1</sub> INT 1:21	2		↑	↑	↑	2		-	3
✓	10	Garrett Chase (12)	T <sub>2</sub>	D T <sub>2</sub>	↓ R <sub>2</sub> T <sub>2</sub>	8		↑	↑	↑	8	DEC	39	10
✓	17	Clay Stoyen (11)	T <sub>2</sub>	D E <sub>1</sub> T <sub>2</sub>	↓ E <sub>1</sub> E <sub>1</sub> T <sub>2</sub>	10		↑	↑	↑	10	DEC	3	-
✓	10	Chris Starocci (10)	R <sub>2</sub> SW	↓ R <sub>2</sub> S	T <sub>2</sub>	6		↑	↑	↑	6		42	10
✓	18	Jamar Henry (11)	E <sub>1</sub>	↓ E <sub>1</sub> T <sub>2</sub> (FAIL 3:47)				↑	↑	↑	3:47	FAIL	6	-
✓	2	Chris Smith (12)	T <sub>2</sub>	D				↑	↑	↑			48	10
✓	19	Tommy Davis (12)						↑	↑	↑		FOR	6	-
✓	5	Forfeit						↑	↑	↑			54	-

T<sub>2</sub> - Takedown  
R<sub>2</sub> - Reversal  
E<sub>1</sub> - Escape  
N<sub>2</sub> - Near fall  
N<sub>3</sub> - Near fall (5 seconds)  
N<sub>4</sub> - Near fall (as a result of injury or bleeding)  
SW - Stalling Warning  
S - Stalling

TV - Technical Violation  
P - Illegal Hold/Maneuver or Unnecessary Roughness  
RO - Ride-out  
C - Caution  
C<sub>1</sub> - Points Earned After 2nd Caution  
CMW - Coach Misconduct Warning

CM - Coach Misconduct  
W - Warning  
FS - False Start  
UCM - Unsportsmanlike Conduct - Match Point  
UCT - Unsportsmanlike Conduct - Team Point  
FMC - Coach Misconduct  
F - 1:38 Fall

TF - 4:25 Technical Fall  
For - Forfeit  
Def - Default  
DQ - Disqualified  
Dec - Decision  
MD - Major Decision  
▲ - Selects Up  
▼ - Selects Down  
= - Selects Neutral

OT - Overtime  
SV - Sudden Victory  
TB - Tiebreaker  
UTB - Ultimate Tiebreaker  
IT - Injury Time  
IT - (=▲▼) choice after 2nd Injury Time-out  
BT - Blood Time

FINAL SCORE

54 10

NOTE:  
Circle first point(s) scored





# DUAL MEET SCORESHEET

HOME: LAKEVIEW

VISITOR: Reynolds

DATE: 1.3.12

TIME: 8:52 pm

REFEREE: [Signature]

CHOICE	WT	WRESTLERS	1ST PERIOD	2ND PERIOD	3RD PERIOD	SCORE	OVERTIME				MATCH SCORE	MATCH RESULTS	TEAM SCORE	
							SV	TB1	TB2	UTB			H	V
✓ 2	85	Samuel Breeze (10)			↓ E <sub>1</sub> S <sub>w</sub>	1					1		-	3
✓ 10	6	Blake Hzim (12)		↓ (E <sub>1</sub> )	T <sub>2</sub>	3					3	DEC	0	3
✓ 1	3	Evan Clayton (11)		↓									-	6
✓ 1	3	Mike Bartolo (9)	(T <sub>2</sub> ) N <sub>3</sub>		(FAIL 3:30)						Fail	3:30	0	9
✓ 1	3	Forfeit											-	6
✓ 1	3	Alex DiGrospario (10)											-	6
✓ 1	2	Landon Clayton (12)	(BT) 1:30	↓ (E <sub>1</sub> )	E <sub>1</sub>	2	↓			↑ 1	3	DEC.	3	-
✓ 1	2	Neal Engstrom (11)			↓ R <sub>2</sub>	2			↓		2		3	15
✓ 1	2	Jake Heim (10)		↓									-	6
✓ 1	2	Mason McCollum (10)	(T <sub>2</sub> ) N <sub>2</sub>	D	(FAIL 2:33)						Fail	2:33	3	21
✓ 1	2	Forfeit											-	6
✓ 1	2	Dylan D'Urso (12)											-	6
✓ 1	3	Dustin Schleifer (11)											-	6
✓ 1	3	Austin Matthews (11)	(T <sub>2</sub> ) (FAIL 1:36)								Fail	:36	3	33
✓ 1	4	Brandon Persch (11)	E <sub>1</sub>	↓									-	6
✓ 1	4	Justin Rhodes (12)	(T <sub>2</sub> )		(FAIL 2:28)						Fail	2:28	3	39
✓ 1	5	Hunter McConnell (12)		↓									-	6
✓ 1	5	Tyler Miller (12)	(T <sub>2</sub> ) N <sub>2</sub>	D N <sub>3</sub>	(FAIL 2:31)							2:31	3	45
✓ 1	6	Marguis Spence (9)	E <sub>1</sub> E <sub>1</sub>	↓									-	6
✓ 1	6	Math Totani (12)	(T <sub>2</sub> ) T <sub>2</sub> N <sub>2</sub> T <sub>2</sub>		(FAIL 2:29)							2:29	3	51
✓ 1	7	Kurtis Armour (12)	(T <sub>2</sub> )	(INT) 1:30	↓ E <sub>1</sub> T <sub>2</sub>	7					7	DEC	3	-
✓ 1	7	Austin Moffett (10)		D	E <sub>1</sub>	3	↓	E <sub>1</sub>	E <sub>1</sub>		3		6	51
✓ 1	8	Kyle Canon (10)	E <sub>1</sub> E <sub>1</sub> E <sub>1</sub>	↓									-	6
✓ 1	8	Jamar Henry (11)	(T <sub>2</sub> ) T <sub>2</sub> T <sub>2</sub> T <sub>2</sub>		(FAIL 2:28)						Fail	2:28	6	57
✓ 1	9	Andrew Clayton (9)				0					0		-	3
✓ 1	5	Tommy Davis (12)		↓ (E <sub>1</sub> )		1					1	DEC	6	60
✓ 1	2	Bradley Ferguson (12)	(T <sub>2</sub> )	↓		11					11	DEC	3	-
✓ 1	2	Logan Rickett (11)			↓ R <sub>2</sub> R <sub>2</sub> T <sub>2</sub>	6					6		9	60

T<sub>2</sub> - Takedown  
R<sub>2</sub> - Reversal  
E<sub>1</sub> - Escape  
N<sub>2</sub> - Near fall  
N<sub>3</sub> - Near fall (5 seconds)  
N<sub>4</sub> - Near fall (as a result of injury or bleeding)  
Sw - Stalling Warning  
S - Stalling

TV - Technical Violation  
P - Illegal Hold/Maneuver or Unnecessary Roughness  
RO - Ride-out  
C - Caution  
C<sub>1</sub> - Points Earned After 2nd Caution  
CMW - Coach Misconduct Warning

CM - Coach Misconduct  
W - Warning  
FS - False Start  
UCM - Unsportsmanlike Conduct - Match Point  
UCT - Unsportsmanlike Conduct - Team Point  
FMC - Flagrant Misconduct  
F - 1:38 Fall

TF - 4:25 Technical Fall  
For - Forfeit  
Def - Default  
DQ - Disqualified  
Dec - Decision  
MD - Major Decision  
▲ - Selects Up  
▼ - Selects Down  
= - Selects Neutral

OT - Overtime  
SV - Sudden Victory  
TB - Tiebreaker  
UTB - Ultimate Tiebreaker  
IT - Injury Time  
IT - (= ▲ ▼) choice after 2nd Injury Time-out  
BT - Blood Time

NOTE:  
Circle first point(s) scored

FINAL SCORE 9 60





HOME: Commadore Perry VISITOR: Reynolds DUAL MEET SCORESHEET DATE: 1.5.12 TIME: 7:43 pm REFEREE: [Signature]

CHOICE	WT	WRESTLERS	1ST PERIOD	▲ = ▼	2ND PERIOD	▲ = ▼	3RD PERIOD	SCORE	OVERTIME				MATCH SCORE	MATCH RESULTS	TEAM SCORE	
									SV	TB1	TB2	UTB			H	V
✓	195	Forfeit								↑	↑	↑			-	6
		Tommy Davis (12)								↑	↑	↑		For.	0	6
✓	230	Colby Bozser (12)								↑	↑	↑			-	6
✓		Logan Rickett (11)	T <sub>2</sub>		FAIL :51					↑	↑	↑	Fail	:51	0	12
✓	285	Jeff Mott (10)								↑	↑	↑			-	6
		Blake Heim (12)	T <sub>2</sub>		FAIL 1:35					↑	↑	↑	Fail	1:35	0	18
	106	Forfeit								↑	↑	↑			-	6
✓		MIKE Bartolo (9)								↑	↑	↑		For.	0	24
✓	113	Forfeit								↑	↑	↑			-	6
		Alex DiGregorio (10)								↑	↑	↑		For.	0	30
	120	Forfeit								↑	↑	↑			-	6
✓		NEAL Engstrom (11)								↑	↑	↑		For.	0	36
✓	126	Tony Leonard (9)								↑	↑	↑			-	6
		Mason McCollum (10)	T <sub>2</sub>	N <sub>3</sub> N <sub>3</sub>		T <sub>2</sub>	FAIL 2:10			↑	↑	↑	Fail	2:10	0	42
	132	ZANE Chimiak (11)								↑	↑	↑			-	6
✓		Dylan D'Urso (12)	T <sub>2</sub>		FAIL :13					↑	↑	↑	Fail	:13	0	48
✓	138	Pierce Kuziar (11)	E <sub>1</sub>	E <sub>1</sub>						↑	↑	↑			-	6
		Austin Matthews (11)	T <sub>2</sub>	T <sub>2</sub>	T <sub>2</sub>		FAIL 1:03			↑	↑	↑	Fail	1:03	0	54
	145	Tyler Osborne (11)	E <sub>1</sub>	E <sub>1</sub>			↓ E <sub>1</sub> T <sub>2</sub>	5		↑	↑	↑	5		-	3
✓		Justin Rhodes (12)	T <sub>2</sub>	T <sub>2</sub>	T <sub>2</sub>		↓ E <sub>1</sub> T <sub>2</sub> INT :46	9		↑	↑	↑	9	DEC	0	57
✓	152	Forfeit								↑	↑	↑			-	6
		Tyler Miller (12)								↑	↑	↑		For.	0	63
	160	Ian Anthony (12)	E <sub>1</sub>				E <sub>1</sub>	2		↑	↑	↑	2		-	3
✓		Matt Tofani (12)	T <sub>2</sub>		D		↓ R <sub>2</sub>	4		↑	↑	↑	4	DEC	0	66
✓	170	Forfeit								↑	↑	↑			-	6
		Austin Moffett (10)								↑	↑	↑		For.	0	72
	182	Forfeit								↑	↑	↑			-	6
✓		Jamar Henry (11)								↑	↑	↑		For.	0	78

T<sub>2</sub> - Takedown  
R<sub>2</sub> - Reversal  
E<sub>1</sub> - Escape  
N<sub>2</sub> - Near fall  
N<sub>3</sub> - Near fall (5 seconds)  
N<sub>4</sub> - Near fall (as a result of injury or bleeding)  
Sw - Stalling Warning  
S - Stalling

TV - Technical Violation  
P - Illegal Hold/Maneuver or Unnecessary Roughness  
RO - Ride-out  
C - Caution  
C<sub>1</sub> - Points Earned After 2nd Caution  
CM<sub>w</sub> - Coach Misconduct Warning

CM - Coach Misconduct  
W - Warning  
FS - False Start  
UCM - Unsportsmanlike Conduct - Match Point  
UCT - Unsportsmanlike Conduct - Team Point  
FMC - Flagrant Misconduct  
F - 1:38 Fall

TF - 4:25 Technical Fall  
For - Forfeit  
Def - Default  
DQ - Disqualified  
Dec - Decision  
MD - Major Decision  
▲ - Selects Up  
▼ - Selects Down  
= - Selects Neutral

OT - Overtime  
SV - Sudden Victory  
TB - Tiebreaker  
UTB - Ultimate Tiebreaker  
IT - Injury Time  
IT - (= ▲ ▼) choice after 2nd Injury Time-out  
BT - Blood Time

NOTE:  
Circle first point(s) scored

FINAL SCORE

0 78





HOME: West Middlesex

VISITOR: Reynolds

## DUAL MEET SCORESHEET

DATE: 1.7.12

TIME: 9:42 AM

REFEREE: Andrew Jones

CHOICE	WT	WRESTLERS	1ST PERIOD			2ND PERIOD	3RD PERIOD			SCORE	OVERTIME				MATCH SCORE	MATCH RESULTS	TEAM SCORE	
											SV	TB1	TB2	UTB			H	V
✓	45	Brandon Dick (9)	E <sub>1</sub>	E <sub>1</sub>													-	6
✓	52	Justin Rhodes (12)	T <sub>2</sub>	T <sub>2</sub>	T <sub>2</sub> C	FAIL 1:24									Fail	1:24	0	6
✓	52	Forfeit															-	6
✓	60	Tyler Miller (12)														For.	0	12
✓	60	Forfeit															-	6
✓	70	Matt Tofani (12)														For.	0	18
✓	70	Eric Lucich (9)	R <sub>2</sub>			D											-	6
✓	70	Austin Matfett (10)	T <sub>2</sub>	E <sub>1</sub>		↓ E <sub>1</sub> T <sub>2</sub> N <sub>3</sub>									Fail	4:24	0	24
✓	82	Ethan Shacklock (12)	E <sub>1</sub>	E <sub>1</sub>		=											-	6
✓	82	Jamar Henry (11)	T <sub>2</sub>	T <sub>2</sub>	T <sub>2</sub> N <sub>3</sub>	D T <sub>2</sub>	FAIL 2:47								Fail	2:47	0	30
✓	85	Forfeit															-	6
✓	95	Tommy Davis (12)														For.	0	36
✓	95	Forfeit															-	6
✓	120	Logan Kicket (11)														For.	0	42
✓	120	Forfeit															-	6
✓	125	Blake Helm (12)														For.	0	48
✓	130	Forfeit															-	6
✓	130	Mike Bartolo (9)														For.	0	54
✓	130	Forfeit															-	6
✓	130	Alex DiGregorio (10)														For.	0	60
✓	130	Gavin Kroesen (9)				=				0					0		-	4
✓	130	Neal Engstrom (11)	T <sub>2</sub> N <sub>3</sub>			D T <sub>2</sub>				9					9	mdec	0	64
✓	130	Kyle Gilmore (12)	E <sub>1</sub>	E <sub>1</sub>		D											-	6
✓	130	Mason McCollum (10)	T <sub>2</sub>	T <sub>2</sub>	T <sub>2</sub>	↓ R <sub>2</sub>	FAIL 2:19								Fail	2:19	0	70
✓	130	Clay Barton (10)															-	6
✓	130	Dylan D'Urso (12)	T <sub>2</sub>			FAIL :33									Fail	:33	0	76
✓	130	Chase Whelan (12)				D											-	6
✓	138	Austin Matthews (11)	T <sub>2</sub> N <sub>2</sub> N <sub>2</sub> N <sub>3</sub> N <sub>3</sub>			↑	FAIL 2:26								Fail	2:26	0	82

T<sub>2</sub> - Takedown  
 R<sub>2</sub> - Reversal  
 E<sub>1</sub> - Escape  
 N<sub>2</sub> - Near fall  
 N<sub>3</sub> - Near fall (5 seconds)  
 N<sub>4</sub> - Near fall (as a result of injury or bleeding)  
 Sw - Stalling Warning  
 S - Stalling

TV - Technical Violation  
 P - Illegal Hold/Maneuver or Unnecessary Roughness  
 RO - Ride-out  
 C - Caution  
 C<sub>1</sub> - Points Earned After 2nd Caution  
 CM<sub>w</sub> - Coach Misconduct Warning

CM - Coach Misconduct  
 W - Warning  
 FS - False Start  
 UCM - Unsportsmanlike Conduct  
 UCT - Unsportsmanlike Conduct - Team Point  
 FMC - Flagrant Misconduct  
 F - 1:38 Fall

TF - 4:25 Technical Fall  
 For - Forfeit  
 Def - Default  
 DQ - Disqualified  
 Dec - Decision  
 MD - Major Decision  
 ▲ - Selects Up  
 ▼ - Selects Down  
 = - Selects Neutral

OT - Overtime  
 SV - Sudden Victory  
 TB - Tiebreaker  
 UTB - Ultimate Tiebreaker  
 IT - Injury Time  
 IT - (▲ ▼) choice after 2nd Injury Time-out  
 BT - Blood Time

NOTE:  
 Circle first point(s) scored

FINAL SCORE



0 82



# DUAL MEET SCORESHEET

HOME: Hickory VISITOR: Reynolds DATE: 1.7.12 TIME: 11:00 AM REFEREE: And D. Jones

CHOICE	WT	WRESTLERS	1ST PERIOD	2ND PERIOD	3RD PERIOD	SCORE	OVERTIME				MATCH SCORE	MATCH RESULTS	TEAM SCORE		
							SV	TB1	TB2	UTB			H	V	
✓	15	Forfeit (1) Shane												-	6
	5	Tyler Miller (12)										FOR.	0	6	
✓	16	Forfeit (1) Shane												-	6
✓	16	Matt Tofani (12)										FOR.	0	12	
✓	17	Zack Weightman (12)												-	6
	17	Austin Moffett (10)	T <sub>2</sub> (FAIL 1:48)									Fail 1:48	0	18	
✓	18	Joe Hines (11)		E <sub>1</sub>	↓ E <sub>1</sub>	2					2			-	3
✓	18	Jamar Henry (11)		↓ E <sub>1</sub> T <sub>2</sub> C		3					3	DEC	0	21	
✓	19	Hayden Rohrbacher (12)	T <sub>2</sub> E <sub>1</sub>	↓		3					3	DEC	3	-	
✓	19	Tommy Davis (12)			=	0					0		3	21	
	20	Garrett Miller (12)		↓ R <sub>2</sub> N <sub>3</sub>		5					5	DEC	3	-	
✓	20	Logan Rickett (11)	T <sub>2</sub>	D	↓ C	2					2		6	21	
✓	21	Matt Bell (12)	① E <sub>1</sub> E <sub>1</sub>	D										-	6
✓	21	Blake Heim (12)	④ T <sub>2</sub> T <sub>2</sub> T <sub>2</sub>	↓ R <sub>2</sub> (FAIL 2:23)							Fail 2:23	6	27		
	22	Justin Walters (9)		=										-	6
✓	22	Mike Bartolo (9)	T <sub>2</sub> N <sub>3</sub>	D T <sub>2</sub>	↓ R <sub>2</sub> (FAIL 5:31)						Fail 5:31	6	33		
✓	23	Stanford Dessau (9)												-	6
	23	Alex DiGregorio (10)	T <sub>2</sub> (FAIL 1:07)								Fail 1:07	6	39		
	24	Mason Dean (9)												-	6
✓	24	Neal Engstrom (11)		↓ R <sub>2</sub> (FAIL 2:16)							Fail 2:16	6	45		
✓	25	Kyle Boyd (9)												-	6
	25	Mason McCollum (10)	T <sub>2</sub> (FAIL 1:42)								Fail 1:42	6	51		
✓	26	Nate Stidham (12)	E <sub>1</sub> E <sub>1</sub>	↓ E <sub>1</sub> E <sub>1</sub>										-	6
✓	26	Dylan D'Urso (12)	T <sub>2</sub> T <sub>2</sub> T <sub>2</sub>	D T <sub>2</sub> T <sub>2</sub> C N <sub>3</sub> N <sub>3</sub>	↑ (FAIL 4:35)						Fail 4:35	6	57		
✓	27	Travis Perrine (11)	E <sub>1</sub> E <sub>1</sub> E <sub>1</sub> E <sub>1</sub>											-	6
✓	27	Austin Matthews (11)	T <sub>2</sub> T <sub>2</sub> T <sub>2</sub> T <sub>2</sub> T <sub>2</sub>	(FAIL 1:26)							Fail 1:26	6	63		
	28	Shane Beatty (11)	E <sub>1</sub>	↓ E <sub>1</sub>	E <sub>1</sub> E <sub>1</sub>	5					5			-	4
✓	28	Justin Rhodes (12)	T <sub>2</sub> T <sub>2</sub>	D P T <sub>2</sub>	↓ E <sub>1</sub> T <sub>2</sub> T <sub>2</sub> T <sub>2</sub>	13					13	mDEC	6	67	

T<sub>2</sub> - Takedown  
 R<sub>2</sub> - Reversal  
 E<sub>1</sub> - Escape  
 N<sub>2</sub> - Near fall  
 N<sub>3</sub> - Near fall (5 seconds)  
 N<sub>4</sub> - Near fall (as a result of injury or bleeding)  
 Sw - Stalling Warning  
 S - Stalling  
 TV - Technical Violation  
 P - Illegal Hold/Maneuver or Unnecessary Roughness  
 RO - Ride-out  
 C - Caution  
 C<sub>1</sub> - Points Earned After 2nd Caution  
 CMW - Coach Misconduct Warning

CM - Coach Misconduct  
 W - Warning  
 FS - False Start  
 UCM - Unsportsmanlike Conduct  
 UCT - Unsportsmanlike Conduct  
 FMC - Flagrant Misconduct  
 F - 1:38 Fall

TF - 4:25 Technical Fall  
 For - Forfeit  
 Def - Default  
 DQ - Disqualified  
 Dec - Decision  
 MD - Major Decision  
 ▲ - Selects Up  
 ▼ - Selects Down  
 = - Selects Neutral

OT - Overtime  
 SV - Sudden Victory  
 TB - Tiebreaker  
 UTB - Ultimate Tiebreaker  
 IT - Injury Time  
 IT - (= ▲ ▼) choice after 2nd Injury Time-out  
 BT - Blood Time

NOTE:  
 Circle first point(s) scored

FINAL SCORE

6 67





# DUAL MEET SCORESHEET

HOME: Reynolds VISITOR: MERCER DATE: 1.7.12 TIME: 12:53pm REFEREE: [Signature]

CHOICE	WT	WRESTLERS	1ST PERIOD	2ND PERIOD	3RD PERIOD	SCORE	OVERTIME				MATCH SCORE	MATCH RESULTS	TEAM SCORE	
							SV	TB1	TB2	UTB			H	V
✓	170	Austin Miffett (10)	R <sub>2</sub>	T <sub>2</sub>	E <sub>1</sub>	5					5		-	3
		Alec Sawne (12)	T <sub>2</sub> N <sub>3</sub> R <sub>2</sub>	D E <sub>1</sub> T <sub>2</sub> C	↓ R <sub>2</sub>	12					12	DEC	0	3
✓	182	Jamar Henry (11)										FOR.	6	-
		Forfeit											6	3
✓	195	Tommy Davis (12)	E <sub>1</sub>	↓ R <sub>2</sub> N <sub>2</sub>		5					5	DEC	3	-
		Ryan Brunson (11)	T <sub>2</sub> S <sub>W</sub> T <sub>2</sub>	D	↓	4					4		9	3
✓	220	Logan Rickert (11)	T <sub>2</sub> T <sub>2</sub>	FAIL 1:31							FAIL	1:31	6	-
		Brian Phillips (10)	E <sub>1</sub>										15	3
✓	285	Blake Heim (12)		C C T <sub>2</sub>	↓ R <sub>2</sub>	4					4	DEC	3	-
		Jon Hennigan (10)		↓ E <sub>1</sub> S <sub>W</sub>	E <sub>1</sub>	2					2		18	3
✓	106	Mike Bartolo (9)	T <sub>2</sub> N <sub>3</sub> N <sub>3</sub>	D R <sub>2</sub>							FAIL	3:20	6	-
		Preston Hoover (9)		↑									24	3
✓	113	Alex DiGregorio (10)										FOR.	6	-
		Forfeit											30	3
✓	120	Neal Engstrom (11)										FOR.	6	-
		Forfeit											36	3
✓	126	Mason McCollum (10)	T <sub>2</sub> E <sub>1</sub> T <sub>2</sub>	↓ R <sub>2</sub> TV	FAIL 4:34						FAIL	4:36	6	-
		Jessie Brothers (10)	R <sub>2</sub>	D E <sub>1</sub> I	↓								42	3
✓	132	Dylan D'Urso (12)											6	-
		Forfeit											48	3
✓	138	Austin Matthews (11)	T <sub>2</sub> N <sub>2</sub>	FAIL 1:12							FAIL	1:12	6	-
		Kevin Reno (11)											54	3
✓	145	Justice Rhodes (12)	EST <sub>2</sub>	FAIL :28							FAIL	:28	6	-
		TJ Peters (9)	①										60	3
✓	152	Tyler Miller (12)	IND. DEF.								IND	:39	6	-
		Alex Shaffer (11)											66	3
✓	160	Matt Tofani (12)	T <sub>2</sub>	FAIL :52							FAIL	:52	6	-
		Clay Ruffo (9)											72	3

T<sub>2</sub> - Takedown  
R<sub>2</sub> - Reversal  
E<sub>1</sub> - Escape  
N<sub>2</sub> - Near fall  
N<sub>3</sub> - Near fall (5 seconds)  
N<sub>4</sub> - Near fall (as a result of injury or bleeding)  
S<sub>W</sub> - Stalling Warning  
S - Stalling

TV - Technical Violation  
P - Illegal Hold/Maneuver or Unnecessary Roughness  
RO - Ride-out  
C - Caution  
C<sub>1</sub> - Points Earned After 2nd Caution  
CM<sub>W</sub> - Coach Misconduct Warning

CM - Coach Misconduct  
W - Warning  
FS - False Start  
UCM - Unsportsmanlike Conduct  
UCT - Unsportsmanlike Conduct  
FMC - Flagrant Misconduct  
F - 1:38 Fall

TF - 4:25 Technical Fall  
For - Forfeit  
Def - Default  
DQ - Disqualified  
Dec - Decision  
MD - Major Decision  
▲ - Selects Up  
▼ - Selects Down  
= - Selects Neutral

OT - Overtime  
SV - Sudden Victory  
TB - Tiebreaker  
UTB - Ultimate Tiebreaker  
IT - Injury Time  
IT - (=▲▼) choice after 2nd Injury Time-out  
BT - Blood Time

NOTE:  
Circle first point(s) scored

FINAL SCORE 72 3





# DUAL MEET SCORESHEET

HOME: Sharpville

VISITOR: Reynolds

DATE: 1.7.12

TIME: 2:46 pm

REFEREE: J. R. Russell

CHOICE	WT	WRESTLERS	1ST PERIOD				=	2ND PERIOD				=	3RD PERIOD				SCORE	SV	OVERTIME			MATCH SCORE	MATCH RESULTS	TEAM SCORE	
✓	1 <sub>82</sub>	Tylee Bedic (12)	E <sub>1</sub>	E <sub>1</sub>	E <sub>1</sub>													↑	↑	↑	FIN		-	6	
		Jamar Henry (11)	T <sub>2</sub>	T <sub>2</sub>	T <sub>2</sub>	T <sub>2</sub>	FAIL	1:48										↑	↑	↑	FAIL	1:48	0	6	
	1 <sub>95</sub>	Austin Rice (12)	T <sub>2</sub>	FAIL	1:54													↑	↑	↑	FAIL	1:54	6	-	
✓		Tommy Davis (12)																↑	↑	↑			6	6	
✓	2 <sub>20</sub>	Cody Hughes (11)									↓	E <sub>1</sub>	C		1		↑	↑	↑	1	DEC.	3	-		
		Logan Rickett (11)							↓						0		↑	↑	↑	0		9	6		
	2 <sub>85</sub>	Kaleb Robertson (11)									↓	E <sub>1</sub>			1		↑	↓	↑	1		-	3		
✓		Blake Heim (12)							↓	E <sub>1</sub>		C		1			↓	E <sub>1</sub>	↑	↑	4	DEC	9	9	
✓	1 <sub>6</sub>	Austin Szuge (10)															↑	↑	↑			-	6		
		Mike Bartolo (9)	T <sub>2</sub>	N <sub>3</sub>	FAIL	1:00											↑	↑	↑	FAIL	1:00	9	15		
	1 <sub>1</sub>	Dustin Koser (11)			E <sub>1</sub>	TV			↓						1		↑	↑	↑	1		-	5		
✓	3	Alex DiGregorio (10)	T <sub>2</sub>	N <sub>2</sub>	1	T <sub>2</sub>	N <sub>3</sub>		D	N <sub>3</sub>	N <sub>3</sub>				16		↑	↑	T.FAIL	16	3:29	9	20		
✓	1 <sub>20</sub>	Chris Enos (9)							↓	R <sub>2</sub>					2		↑	↑	↑	2	DEC	3	-		
		Neal Engstrom (11)											↓	S <sub>W</sub>	1		↑	↑	↑	1		12	20		
	1 <sub>2</sub>	Joe Sofranko (10)			E <sub>1</sub>				↓	BTO	1:17						↑	↑	↑			-	6		
✓	1 <sub>6</sub>	Mason McCollum (10)	T <sub>2</sub>	N <sub>3</sub>	T <sub>2</sub>				D		FAIL	2:37					↑	↑	↑	FAIL	2:37	12	26		
✓	1 <sub>32</sub>	Joey Pagliaroli (11)			E <sub>1</sub>	E <sub>1</sub>											↑	↑	↑			-	6		
		Dylan D'Urso (12)	T <sub>2</sub>	INT	1:22	T <sub>2</sub>	T <sub>2</sub>	N <sub>3</sub>	FAIL	1:49							↑	↑	↑	FAIL	1:49	12	32		
	1 <sub>38</sub>	Tyler Burge (12)															↑	↑	↑			-	6		
✓		Austin Matthews (11)	T <sub>2</sub>	FAIL	1:32												↑	↑	↑	FAIL	1:32	12	38		
✓	1 <sub>45</sub>	Travis Swartz (12)	T <sub>2</sub>														↑	↑	↑			-	6		
		Justin Rhodes (12)			R <sub>2</sub>	FAIL	1:12										↑	↑	↑	FAIL	1:12	12	44		
	1 <sub>52</sub>	Ben Bucher (10)	T <sub>2</sub>						↓				C		2	T <sub>2</sub>	↑	↑	↑	4	DEC	3	-		
✓		Tyler Miller (12)			R <sub>2</sub>				D				↓		2		↑	↑	↑	2		15	44		
✓	1 <sub>60</sub>	Alex Reeter (10)															↑	↑	↑			-	6		
		Matt Tofani (12)	T <sub>2</sub>	FAIL	1:46												↑	↑	↑	FAIL	1:46	15	50		
	1 <sub>70</sub>	Mike Connors (12)								R <sub>2</sub>			=		2		↑	↑	↑	2		-	3		
✓		Austin Moffett (10)							↓	R <sub>2</sub>	N <sub>2</sub>			T <sub>2</sub>	6		↑	↑	↑	6	DEC.	15	53		

T<sub>2</sub> - Takedown  
R<sub>2</sub> - Reversal  
E<sub>1</sub> - Escape  
N<sub>2</sub> - Near fall  
N<sub>3</sub> - Near fall (5 seconds)  
N<sub>4</sub> - Near fall (as a result of injury or bleeding)  
SW - Stalling Warning  
S - Stalling

TV - Technical Violation  
P - Illegal Hold/Maneuver or Unnecessary Roughness  
RO - Ride-out  
C - Caution  
C<sub>1</sub> - Points Earned After 2nd Caution  
CM<sub>W</sub> - Coach Misconduct Warning

CM - Coach Misconduct  
W - Warning  
FS - False Start  
UCM - Unsportsmanlike Conduct - Match Point  
UCT - Unsportsmanlike Conduct - Team Point  
FMC - Flagrant Misconduct  
F - 1:38 Fall

TF - 4:25 Technical Fall  
For - Forfeit  
Def - Default  
DQ - Disqualified  
Dec - Decision  
MD - Major Decision  
▲ - Selects Up  
▼ - Selects Down  
= - Selects Neutral

OT - Overtime  
SV - Sudden Victory  
TB - Tiebreaker  
UTB - Ultimate Tiebreaker  
IT - Injury Time  
IT - (= ▲ ▼) choice after 2nd Injury Time-out  
BT - Blood Time

NOTE:  
Circle first point(s) scored

FINAL SCORE



15 53



# DUAL MEET SCORESHEET

HOME: Slippery Rock

VISITOR: Reynolds

DATE: 1.7.12

TIME: 3:39 pm

REFEREE: Andy P...

CHOICE	WT	WRESTLERS	1ST PERIOD	2ND PERIOD	3RD PERIOD	SCORE	OVERTIME				MATCH SCORE	MATCH RESULTS	TEAM SCORE	
							SV	TB1	TB2	UTB			H	V
✓	2 <sub>20</sub>	Forrest Christman (11)	T <sub>2</sub> N <sub>3</sub>	↓ R <sub>2</sub>	(FAIL 3:49)			↑	↑	↑	Fail	3:49	6	-
		Robert Foulkrod (10)	D					↑	↑	↑			6	0
✓	2 <sub>85</sub>	Forfeit						↑	↑	↑			-	6
		Blake Helm (12)						↑	↑	↑	For		6	6
	1 <sub>6</sub>	Forfeit						↑	↑	↑			-	6
✓		Mike Bartolo (9)						↑	↑	↑	For		6	12
✓	1 <sub>3</sub>	DAVE HUSELTON (10)		D TV		0	↑	↑	↑	0			-	3
		Alex DiGregorio (10)	T <sub>2</sub>	↓ C 1		3	↑	↑	↑	3	DEC		6	15
	1 <sub>20</sub>	Mitchel Grossman (9)						↑	↑	↑			-	6
✓		Neal Engstrom (11)	T <sub>2</sub> (FAIL :48)					↑	↑	↑	Fail	:48	6	21
✓	1 <sub>2</sub>	Gordan Bieher (12)		D P CM <sub>W</sub>		5	↑	↑	↑	5			-	3
		Mason McCollum (10)		↓ (E) <sub>1</sub>		6	↑	↑	↑	6	DEC		6	24
	1 <sub>32</sub>	Forfeit						↑	↑	↑			-	6
✓		Dylan D'Urso (12)						↑	↑	↑	For		6	30
✓	1 <sub>38</sub>	MANNING Johns (9)						↑	↑	↑			-	6
		Austin Matthews (11)	T <sub>2</sub> (FAIL :10)					↑	↑	↑	Fail	:10	6	36
	1 <sub>45</sub>	Andrew Ireland (9)						↑	↑	↑			-	6
✓		Justin Rhodes (12)	T <sub>2</sub> (FAIL :21)					↑	↑	↑	Fail	:21	6	42
✓	1 <sub>52</sub>	Forfeit						↑	↑	↑			-	6
		Tyler Miller (12)						↑	↑	↑	For		6	48
	1 <sub>60</sub>	Forfeit						↑	↑	↑			-	6
✓		Matt Tozani (12)						↑	↑	↑	For		6	54
✓	1 <sub>70</sub>	John Murna (12)						↑	↑	↑			-	6
		Austin Moffett (10)	T <sub>2</sub> N <sub>3</sub> (FAIL 1:22)					↑	↑	↑	Fail	1:22	6	60
	1 <sub>82</sub>	Forfeit						↑	↑	↑			-	6
✓		Jamar Henry (11)						↑	↑	↑	For		6	66
✓	1 <sub>95</sub>	Tim Hearn (11)		D				↑	↑	↑			-	6
		Tommy Davis (12)		↓ (E) <sub>2</sub>	(FAIL 2:52)			↑	↑	↑	Fail	2:52	6	72

T<sub>2</sub> - Takedown  
R<sub>2</sub> - Reversal  
E<sub>1</sub> - Escape  
N<sub>2</sub> - Near fall  
N<sub>3</sub> - Near fall (5 seconds)  
N<sub>4</sub> - Near fall (as a result of injury or bleeding)  
Sw - Stalling Warning  
S - Stalling

TV - Technical Violation  
P - Illegal Hold/Maneuver or Unnecessary Roughness  
RO - Ride-out  
C - Caution  
C<sub>1</sub> - Points Earned After 2nd Caution  
CM<sub>W</sub> - Coach Misconduct Warning

CM - Coach Misconduct  
W - Warning  
FS - False Start  
UCM - Unsportsmanlike Conduct  
UCT - Unsportsmanlike Conduct  
FMC - Flagrant Misconduct  
F - 1:38 Fall

TF - 4:25 Technical Fall  
For - Forfeit  
Def - Default  
DQ - Disqualified  
Dec - Decision  
MD - Major Decision  
▲ - Selects Up  
▼ - Selects Down  
= - Selects Neutral

OT - Overtime  
SV - Sudden Victory  
TB - Tiebreaker  
UTB - Ultimate Tiebreaker  
IT - Injury Time  
IT - (= ▲ ▼) choice after 2nd Injury  
BT - Blood Time

NOTE:  
Circle first point(s) scored

FINAL SCORE





# DUAL MEET SCORESHEET

HOME: Reynolds VISITOR: McDowell DATE: 1.16.12 TIME: 9:45 pm REFEREE: Steve Abner

CHOICE	WT	WRESTLERS	1ST PERIOD	2ND PERIOD	3RD PERIOD	SCORE	OVERTIME				MATCH SCORE	MATCH RESULTS	TEAM SCORE	
							SV	TB1	TB2	UTB			H	V
✓	1/5	Austin Moffett (10)	IM 3:37	↓ R <sub>2</sub> T <sub>2</sub> N <sub>2</sub> (FAIL 3:37)				↑	↑	↑	FAIL	3:37	6	-
		Andrew Bradley (11)		E <sub>1</sub>				↑	↑	↑			6	0
✓	2/20	Logan Richeat (11)			↓ E <sub>1</sub> E <sub>1</sub>	2		↑	↑	↑	2		-	3
✓	2/20	Luke DeHaart (12)		↓ E <sub>1</sub>	T <sub>2</sub> C	3		↑	↑	↑	3	DEC	6	3
✓	2/28	Blake Heim (12)		↓ E <sub>1</sub> T <sub>2</sub>		3		↑	↑	↑	3	DEC	3	-
	5	Scott Augustine (10)		E <sub>1</sub> S <sub>W</sub>	↓ E <sub>1</sub>	2		↑	↑	↑	2		9	3
✓	6/6	Mike Baatolo (9)	R <sub>2</sub>	↓ R <sub>2</sub> (FAIL 2:27)				↑	↑	↑	FAIL	2:27	6	-
✓	6/6	Benji Yates (9)	T <sub>2</sub> E <sub>1</sub>	D				↑	↑	↑			15	3
✓	1/3	Alex DiGregorio (10)						↑	↑	↑			-	6
✓	3/3	Paul Deitz (11)	T <sub>2</sub> (FAIL 1:45)					↑	↑	↑	FAIL	1:45	15	9
✓	1/20	Neat Engstrom (11)		N <sub>2</sub>	↓	R <sub>2</sub> (FAIL 4:30)		↑	↑	↑	FAIL	4:30	6	-
✓	2/20	Jake Anderson (11)		↓ S <sub>W</sub>	C C			↑	↑	↑			21	9
✓	1/26	Mason McCollum (10)	1 E <sub>1</sub>	D E <sub>1</sub> T <sub>2</sub>	↓ E <sub>1</sub> T <sub>2</sub>	8		↑	↑	↑	8	DEC	3	-
✓	6/6	Noah Burkhardt (9)	T <sub>2</sub> TV	↓ C R <sub>2</sub>	S <sub>W</sub>	4		↑	↑	↑	4		24	9
✓	1/32	Dylan D'Urso (12)	T <sub>2</sub> T <sub>2</sub> T <sub>2</sub> T <sub>2</sub>	(FAIL 2:20)				↑	↑	↑	FAIL	2:20	6	-
✓	3/2	Devin Bogard (11)	E <sub>1</sub> E <sub>1</sub> BTD 1:03 E <sub>1</sub>	↓				↑	↑	↑			30	9
✓	1/38	Justin Rhodes (12)	E <sub>1</sub> E <sub>1</sub>	D S <sub>W</sub>	↓ E <sub>1</sub> I E <sub>1</sub> E <sub>1</sub> S S	6		↑	↑	↑	6		-	3
✓	8/8	Steve Spearman (12)	T <sub>2</sub> T <sub>2</sub>	↓ C E <sub>1</sub> T <sub>2</sub>	P T <sub>2</sub> T <sub>2</sub> I I	13		↑	↑	↑	13	DEC	30	12
✓	1/45	Austin Matthews (11)	T <sub>2</sub> C	T <sub>2</sub>	↓ E <sub>1</sub> T <sub>2</sub> BTD 1:57 T <sub>2</sub>	9		↑	↑	↑	9	DEC	3	-
✓	5/5	Cody Nolan (11)		↓ E <sub>1</sub>	E <sub>1</sub> BTD 1:57 E <sub>1</sub>	3		↑	↑	↑	3		33	12
✓	1/52	Tyler Miller (12)		D	↓ E <sub>1</sub>	1		↑	↑	↑	1		-	3
✓	5/2	Tyree Spearman (10)	T <sub>2</sub>	↓ C E <sub>1</sub>		3		↑	↑	↑	3	DEC	33	15
✓	1/60	Matt ToFani (12)		S <sub>W</sub> E <sub>1</sub>	↓ E <sub>1</sub> R <sub>2</sub>	4		↑	↑	↑	4		-	3
✓	6/0	Jimmy Paulson (12)		↓ E <sub>1</sub> T <sub>2</sub> BTD 1:57 T <sub>2</sub>	T <sub>2</sub> R <sub>2</sub>	9		↑	↑	↑	9	DEC	33	18
✓	1/70	Jamar Henry (11)		D T <sub>2</sub>	↓ R <sub>2</sub> N <sub>3</sub>	7		↑	↑	↑	7	DEC	3	-
✓	7/0	Anthony Forne (12)	T <sub>2</sub>	↓ E <sub>1</sub>		3		↑	↑	↑	3		36	18
✓	1/8	Clay Stoyer (11)		↑ E <sub>1</sub>				↑	↑	↑			-	6
✓	2/2	Khilique Harris (12)	T <sub>2</sub> N <sub>2</sub> N <sub>2</sub>	BTD 1:29 D E <sub>1</sub> T <sub>2</sub> N <sub>3</sub> T <sub>2</sub>	= T <sub>2</sub> (FAIL 4:26)			↑	↑	↑	FAIL	4:26	36	24

T<sub>2</sub> - Takedown  
 R<sub>2</sub> - Reversal  
 E<sub>1</sub> - Escape  
 N<sub>2</sub> - Near fall  
 N<sub>3</sub> - Near fall (5 seconds)  
 N<sub>4</sub> - Near fall (as a result of injury or bleeding)  
 S<sub>W</sub> - Stalling Warning  
 S - Stalling  
 TV - Technical Violation  
 P - Illegal Hold/Maneuver or Unnecessary Roughness  
 RO - Ride-out  
 C - Caution  
 C<sub>1</sub> - Points Earned After 2nd Caution  
 CM<sub>W</sub> - Coach Misconduct Warning

CM - Coach Misconduct  
 W - Warning  
 FS - False Start  
 UCM - Unsportsmanlike Conduct  
 UCT - Unsportsmanlike Conduct  
 FM - Flag Misconduct  
 F - 1:38 Fall

TF - 4:25 Technical Fall  
 For - Forfeit  
 Def - Default  
 DQ - Disqualified  
 Dec - Decision  
 MD - Major Decision  
 ▲ - Selects Up  
 ▼ - Selects Down  
 = - Selects Neutral

OT - Overtime  
 SV - Sudden Victory  
 TB - Tiebreaker  
 UTB - Ultimate Tiebreaker  
 IT - Injury Time  
 IT - (=▲▼) choice after 2nd Injury Time-out  
 BT - Blood Time

NOTE:  
 Circle first point(s) scored

FINAL SCORE 36 24





# DUAL MEET SCORESHEET

HOME: Reynolds VISITOR: Grove City DATE: 1.18.12 TIME: 7:54 pm REFEREE: J. R. [Signature]

CHOICE	WT	WRESTLERS	1ST PERIOD					2ND PERIOD	3RD PERIOD	SCORE	OVERTIME				MATCH SCORE	MATCH RESULTS	TEAM SCORE					
			T <sub>2</sub>	T <sub>2</sub>	T <sub>2</sub>	T <sub>2</sub>	T <sub>2</sub>				N <sub>2</sub>	SV	TB1	TB2			UTB	H	V			
✓	1/2	Dylan D'Urso (12)	T <sub>2</sub>	T <sub>2</sub>	T <sub>2</sub>	T <sub>2</sub>	T <sub>2</sub>	N <sub>2</sub>	E <sub>1</sub> T <sub>2</sub>	(FAIL 2:43)					↑	↑	↑	↑	FAIL	2:43	6	-
✓	1/2	Jared Sample (10)	(INT 1:23)	E <sub>1</sub>	E <sub>1</sub>	E <sub>1</sub>	E <sub>1</sub>	E <sub>1</sub>	↑						↑	↑	↑	↑			6	0
✓	1/3	Austin Matthews (11)	T <sub>2</sub>	T <sub>2</sub>											↑	↑	↑	↑	FAIL	1:01	6	
	8	Ryan Grace (11)	E <sub>1</sub>												↑	↑	↑	↑			12	0
✓	1/4	Justin Rhodes (12)													↑	↑	↑	↑		FOR.	6	-
✓	5	Forfeit													↑	↑	↑	↑			18	0
✓	1/5	Tyler Miller (12)	T <sub>2</sub>						D					↓	E <sub>1</sub> T <sub>2</sub>				5	DEC	3	-
	2	Trey Maher (11)							↓	E <sub>1</sub>									1		21	0
✓	1/6	Matt Tofani (12)																				
✓	0	Forfeit																				
✓	1/7	Jamar Henry (11)																				
	0	Forfeit																				
✓	1/8	Austin Moffett (10)		E <sub>1</sub>	E <sub>1</sub>			(B/O 1:38)	E <sub>1</sub>													
✓	2	Wes Phipps (12)	T <sub>2</sub>	N <sub>3</sub>	T <sub>2</sub>	T <sub>2</sub>	N <sub>2</sub>		↓	E <sub>1</sub> T <sub>2</sub>	T <sub>2</sub>	N <sub>3</sub>							T, FAIL	2:58	33	5
✓	1/9	Tommy Davis (12)																				
	5	Forfeit																				
✓	2/0	Logan Rickert (11)	T <sub>2</sub>											↓	E <sub>1</sub>				3	DEC.	3	-
✓	2/0	Cameron Marlow (12)							↓										0		42	5
✓	2/8	Blake Heim (12)	T <sub>2</sub>	(FAIL :20)															FAIL	:20	6	-
	5	Devin Limberg (12)																				
✓	1/0	Mike Bartolo (9)	T <sub>2</sub>	(FAIL :30)															FAIL	:30	6	-
✓	6	Seth Ubee (9)																				
✓	1/3	Alex DiGregoria (10)																				
	3	Forfeit																				
✓	1/2	Neal Engstrom (11)							↓					(B/O 1:19)	(B/O 1:41)				0		-	3
✓	0	Jesse Rivera (12)	T <sub>2</sub>						D					↓	E <sub>1</sub> T <sub>2</sub>				5	DEC	60	8
✓	1/2	Mason McCollum (10)	T <sub>2</sub>	T <sub>2</sub>	N <sub>3</sub>				D	T <sub>2</sub>	(FAIL 2:28)											
✓	6	Luke Watter (9)	E <sub>1</sub>						=										FAIL	2:28	6	-
											</											

T<sub>2</sub> - Takedown  
 R<sub>2</sub> - Reversal  
 E<sub>1</sub> - Escape  
 N<sub>2</sub> - Near fall  
 N<sub>3</sub> - Near fall (5 seconds)  
 N<sub>4</sub> - Near fall (as a result of injury or bleeding)  
 Sw - Stalling Warning  
 S - Stalling

TV - Technical Violation  
 P - Illegal Hold/Maneuver or Unnecessary Roughness  
 RO - Ride-out  
 C - Caution  
 C<sub>1</sub> - Points Earned After 2nd Caution  
 CM<sub>w</sub> - Coach Misconduct Warning

CM - Coach Misconduct  
 W - Warning  
 FS - False Start  
 UCM - Unsportsmanlike Conduct - Match Point  
 UCT - Unsportsmanlike Conduct - Team Point  
 FMC - Flagrant Misconduct  
 F - 1:38 Fall

TF - 4:25 Technical Fall  
 For - Forfeit  
 Def - Default  
 DQ - Disqualified  
 Dec - Decision  
 MD - Major Decision  
 ▲ - Selects Up  
 ▼ - Selects Down  
 = - Selects Neutral

OT - Overtime  
 SV - Sudden Victory  
 TB - Tiebreaker  
 UTB - Ultimate Tiebreaker  
 IT - Injury Time  
 IT - (= ▲ ▼) choice after 2nd Injury Time-out  
 BT - Blood Time

NOTE:  
 Circle first point(s) scored

FINAL SCORE



66 8



## DUAL MEET SCORESHEET

HOME: Reynolds

VISITOR: Benton

DATE: 1.21.12

TIME: 11:27 AM

REFEREE:

Steve Voh

CHOICE	WT	WRESTLERS	1ST PERIOD	2ND PERIOD	3RD PERIOD	SCORE	OVERTIME				MATCH SCORE	MATCH RESULTS	TEAM SCORE	
							SV	TB1	TB2	UTB			H	V
✓ 13	8	Austin Matthews (11)										FOR.	6	-
✓ 14	5	Justin Rhodes (12)		↓ E <sub>1</sub> T <sub>2</sub>		3					3	DEC	3	-
		Brad Miccio (10)		↓ E <sub>1</sub>		1					1		9	0
✓ 15	2	Tyler Miller (12)	T <sub>2</sub> N <sub>3</sub>	N <sub>2</sub>	↓ R <sub>2</sub> N <sub>2</sub>	11					11	MDEC	4	-
✓ 16	0	Matt Zawatski (9)		↓		0					0		13	0
✓ 17	0	Matt Tofani (12)	T <sub>2</sub>	D	↓	2					2	DEC	3	-
		Jeric Kasunic (10)		↓ E <sub>1</sub>		1					1		16	0
✓ 18	0	Jamar Henry (11)	T <sub>2</sub>	N <sub>2</sub>	↓ R <sub>2</sub> N <sub>2</sub>	8					8	MDEC	4	-
		Marcus Welliver (9)		↓		0					0		20	0
✓ 19	2	Austin Moffett (10)	T <sub>2</sub>	D E <sub>1</sub> T <sub>2</sub>	↓ E <sub>1</sub> T <sub>2</sub>	8					8	DEC	3	-
		Logan Womelsdorf (9)		↑ E <sub>1</sub>	E <sub>1</sub>	2					2		23	0
✓ 20	5	Tommy Davis (12)	E <sub>1</sub>	E <sub>1</sub>	↓ E <sub>1</sub> S <sub>w</sub> E <sub>1</sub> S	4					4		-	4
✓ 21	0	Jake Mankey (12)	T <sub>2</sub> T <sub>2</sub>	↓ E <sub>1</sub> T <sub>2</sub>	↓ T <sub>2</sub> 1 T <sub>2</sub>	12					12	MDEC	23	4
✓ 22	0	Logan Rickett (11)	T <sub>2</sub> (FAIL 1:41)									FAIL 1:41	6	-
		Blake Bogart (9)											29	4
✓ 23	8	Blake Heim (12)	T <sub>2</sub> T <sub>2</sub>									2:27	6	-
✓ 24	5	David Johnson (12)	E <sub>1</sub> E <sub>1</sub>	↓									35	4
✓ 25	0	Mike Bartolo (9)										FOR.	6	-
		Forfeit											41	4
✓ 26	1	Alex DiGregorio (10)										FOR.	6	-
		Forfeit											47	4
✓ 27	2	Nick Nottingham (9)		N	N								-	6
✓ 28	0	Matt Welliver (11)	T <sub>2</sub> C	↓ R <sub>2</sub> N <sub>3</sub>	CM (FAIL 4:21)							FAIL 4:21	47	10
✓ 29	2	Mason McCallum (10)	T <sub>2</sub> (FAIL 1:19)									FAIL 1:19	6	-
✓ 30	6	Nick Correll (11)											53	10
✓ 31	3	Dylan D'Urso (12)	T <sub>2</sub> (INT 1:51)	D T <sub>2</sub>	↓	4					4		-	3
✓ 32	2	Colt Cotton (11)	R <sub>2</sub>	↓ E <sub>1</sub> E <sub>1</sub>	BT (1:51)	4	T <sub>2</sub>				6	DEC	53	13

T<sub>2</sub> - Takedown  
 R<sub>2</sub> - Reversal  
 E<sub>1</sub> - Escape  
 N<sub>2</sub> - Near fall  
 N<sub>3</sub> - Near fall (5 seconds)  
 N<sub>4</sub> - Near fall (as a result of injury or bleeding)  
 Sw - Stalling Warning  
 S - Stalling

TV - Technical Violation  
 P - Illegal Hold/Maneuver or Unnecessary Roughness  
 RO - Ride-out  
 C - Caution  
 C<sub>1</sub> - Points Earned After 2nd Caution  
 CM<sub>w</sub> - Coach Misconduct Warning

CM - Coach Misconduct  
 W - Warning  
 FS - False Start  
 UCM - Unsportsmanlike Conduct - Match Point  
 UCT - Unsportsmanlike Conduct - Team Point  
 FMC - Coach Misconduct  
 F - 1:38 Fall

TF - 4:25 Technical Fall  
 For - Forfeit  
 Def - Default  
 DQ - Disqualified  
 Dec - Decision  
 MD - Major Decision  
 ▲ - Selects Up  
 ▼ - Selects Down  
 = - Selects Neutral

OT - Overtime  
 SV - Sudden Victory  
 TB - Tiebreaker  
 UTB - Ultimate Tiebreaker  
 IT - Injury Time  
 IT - (= ▲ ▼) choice after 2nd Injury Time-out  
 BT - Blood Time

NOTE:  
 Circle first point(s) scored

FINAL SCORE

53 13





## DUAL MEET SCORESHEET

HOME: Pen Argyl

VISITOR: Reynolds

DATE: 1.21.12

TIME: 1:30pm

REFEREE: Randy Egan

CHOICE	WT	WRESTLERS	1ST PERIOD					=	2ND PERIOD					=	3RD PERIOD					SCORE	OVERTIME				MATCH SCORE	MATCH RESULTS	TEAM SCORE	
			T <sub>2</sub>	N <sub>3</sub>	T <sub>2</sub>	T <sub>2</sub>	T <sub>2</sub>		T <sub>2</sub>	R <sub>2</sub>	T <sub>2</sub>	N <sub>2</sub>	T <sub>2</sub>		T <sub>2</sub>	T <sub>2</sub>	T <sub>2</sub>	T <sub>2</sub>	SV		TB1	TB2	UTB	H			V	
✓	145	Mike Racciato (11)	T <sub>2</sub>	N <sub>3</sub>	T <sub>2</sub>	T <sub>2</sub>	T <sub>2</sub>	↓	R <sub>2</sub>	T <sub>2</sub>	N <sub>2</sub>	T <sub>2</sub>			T <sub>2</sub>				23	↑	↑	↑	Fail	23	4:38	5	-	
✓	15	Justin Rhodes (12)		E <sub>1</sub>	E <sub>1</sub>	INT 1:55	E <sub>1</sub>	D	E <sub>1</sub>		E <sub>1</sub>	E <sub>1</sub>		↓	E <sub>1</sub>	E <sub>1</sub>			8	↑	↑	↑		8		5	0	
✓	152	JD Rabenold (12)						D	E <sub>1</sub>					↓	E <sub>1</sub>	E <sub>1</sub>			3	↑	↑	↑		3		-	3	
	16	Tyler Milker (12)	T <sub>2</sub>					↓	R <sub>2</sub>						T <sub>2</sub>				6	↑	↑	↑		6	DEC	5	3	
	160	Kyle Kutzler (12)												↓	E <sub>1</sub>				1	↑	↑	↑		1		-	3	
✓	170	Matt Tofani (12)						↓	INT 1:12	R <sub>2</sub>					S <sub>w</sub>				2	↑	↑	↑		2	DEC	5	6	
✓	170	Jeff Holden (11)						D						=					0	↑	↑	↑		0		-	3	
	180	Jamar Henry (11)						↓	E <sub>1</sub>	T <sub>2</sub>									3	↑	↑	↑		3	DEC	5	9	
	182	Dylan Evans (12)	T <sub>2</sub>	T <sub>2</sub>	FAIL 1:37																↑	↑	↑	Fail	1:37	6	-	
✓	195	Clay Stoyee (11)		E <sub>1</sub>																	↑	↑	↑				11	9
✓	195	Andrew Salamone (12)						↓	R <sub>2</sub>	T <sub>2</sub>					E <sub>1</sub>						↑	↑	↑				-	6
	200	Austin Maffett (10)	INT 1:42						E <sub>1</sub>					↓	R <sub>2</sub>	T <sub>2</sub>	FAIL 5:38				↑	↑	↑	Fail	5:38	11	15	
	200	Brady Mutton (10)							E <sub>1</sub>					↓	E <sub>1</sub>	T <sub>2</sub>			4	↑	↑	↑		4	DEC	3	-	
✓	200	Logan Rickett (11)						↓	E <sub>1</sub>	T <sub>2</sub>					S <sub>w</sub>				3	↑	↑	↑		3		14	15	
✓	205	Kirby Mutton (12)						↓	E <sub>1</sub>						C				1	↓	↑	↑		1		-	3	
	205	Blake Hzim (12)												↓	E <sub>1</sub>				1	↑	↓	E <sub>1</sub>	↑	2	DEC	14	18	
	206	Gabe Sutton (12)						↓	INT 1:44	R <sub>2</sub>	N <sub>2</sub>				R <sub>2</sub>				6	↑	↑	↑		6		-	3	
✓	206	Mike Bartolo (9)	T <sub>2</sub>					D	N <sub>3</sub>					↓	E <sub>1</sub>	T <sub>2</sub>			8	↑	↑	↑		8	DEC	14	21	
✓	206	Matt Williams (11)	T <sub>2</sub>	T <sub>2</sub>				↓	R <sub>2</sub>	T <sub>2</sub>					N <sub>2</sub>				10	↑	↑	↑		10	DEC	3	-	
	206	Alex DiGregorio (10)		E <sub>1</sub>					E <sub>1</sub>	E <sub>1</sub>				↓	E <sub>1</sub>	S <sub>w</sub>			4	↑	↑	↑		4		17	21	
	206	Tyler Knapik (12)												↓	E <sub>1</sub>	INT 1:57			1	↓	E <sub>1</sub>	↑	↑	4	DEC	3	-	
✓	206	Neal Engstrom (11)						↓	E <sub>1</sub>								BT 3:53		1	↑	↓	↑		1		20	21	
✓	206	Forfeit																		↑	↑	↑				-	6	
	206	Mason McCollum (10)																		↑	↑	↑			For.	20	27	
	206	Andrew Sutton (10)	T <sub>2</sub>	N <sub>3</sub>				↑											5	↑	↑	↑		5	DEC	3	-	
✓	206	Matt Leise (11)						D	R <sub>2</sub>					↓					2	↑	↑	↑		2		23	27	
✓	206	Jerrett Stoez (12)																		↑	↑	↑				-	6	
	206	Austin Matthews (11)	T <sub>2</sub>	E <sub>1</sub>	T <sub>2</sub>	N <sub>3</sub>	N <sub>2</sub>	FAIL 1:49													↑	↑	↑	Fail	1:49	23	33	

T<sub>2</sub> - Takedown  
 R<sub>2</sub> - Reversal  
 E<sub>1</sub> - Escape  
 N<sub>2</sub> - Near fall  
 N<sub>3</sub> - Near fall (5 seconds)  
 N<sub>4</sub> - Near fall (as a result of injury or bleeding)  
 Sw - Stalling Warning  
 S - Stalling

TV - Technical Violation  
 P - Illegal Hold/Maneuver or Unnecessary Roughness  
 RO - Ride-out  
 C - Caution  
 C<sub>1</sub> - Points Earned After 2nd Caution  
 CM<sub>w</sub> - Coach Misconduct Warning

CM - Coach Misconduct  
 W - Warning  
 FS - False Start  
 UCM - Unsportsmanlike Conduct - Match Point  
 UCT - Unsportsmanlike Conduct - Team Point  
 FMC - Flagrant Misconduct  
 F - 1:38 Fall

TF - 4:25 Technical Fall  
 For - Forfeit  
 Def - Default  
 DQ - Disqualified  
 Dec - Decision  
 MD - Major Decision  
 ▲ - Selects Up  
 ▼ - Selects Down  
 = - Selects Neutral

OT - Overtime  
 SV - Sudden Victory  
 TB - Tiebreaker  
 UTB - Ultimate Tiebreaker  
 IT - Injury Time  
 IT - (= ▲ ▼) choice after 2nd Injury Time-out  
 BT - Blood Time

NOTE:  
 Circle first point(s) scored

FINAL SCORE 23 33





## DUAL MEET SCORESHEET

HOME: Reynolds

VISITOR: Biglerville

DATE: 1.21.12

TIME: 4:13pm

REFEREE: [Signature] 4:13pm

CHOICE	WT	WRESTLERS	1ST PERIOD	2ND PERIOD	3RD PERIOD	SCORE	OVERTIME				MATCH SCORE	MATCH RESULTS	TEAM SCORE	
							SV	TB1	TB2	UTB			H	V
✓ 1/6		Matt Tofani (12)	(T2) C	↓ R2	Fail 3:02			↑	↑	↑	Fail 3:02		6	-
		Josh Asper (11)	E1	D				↑	↑	↑			6	0
✓ 1/7		Clay Stoyee (11)						↑	↑	↑			6	-
		Forfeit						↑	↑	↑			12	0
✓ 1/8		Jamar Henry (11)		↓ (F1)		1	↓	↑	↓	E1	2 DEC		3	-
		Joe Hurda (10)		D		1	↑	↓	↑		1		15	0
✓ 1/9		Tommy Davis (12)	(T2) 1	D		8	↑	↑	↑		8 DEC		3	-
		Eric Showers (11)	E1 P	↓ E1		3	↑	↑	↑		3		18	0
✓ 2/30		Logan Rickett (11)	(T2) (FAIL:59)					↑	↑	↑	Fail :59		6	-
		Juan Martinez (9)						↑	↑	↑			24	0
✓ 2/35		Blake Heim (12)	(T2) (FAIL:39)					↑	↑	↑	Fail :39		6	-
		Trevor Stover (11)		↓				↑	↑	↑			30	0
✓ 1/10		Mike Bartolo (9)	(T2) (FAIL:1:16)					↑	↑	↑	Fail 1:16		6	-
		Brady Mentzer (9)	BTB 3:13					↑	↑	↑			36	0
✓ 1/13		Alex DiGergorio (10)		↓ R2		2	↑	↑	↑		2		-	4
		Dan May (12)		(N3) R2		10	↑	↑	↑		10 MDEC		36	4
✓ 1/20		Neal Engstrom (11)	(T2)	↓ BTB 3:18	E1	4	↑	↑	↑		4 DEC		3	-
		Colton McKinney (11)		D		2	↑	↑	↑		2		39	4
✓ 1/26		Mason McCollum (10)		D C		1	↑	↑	↑		1		-	4
		Trevor Hernandez (12)	(T2) N2 N2	↑ C N3		11	↑	↑	↑		11 MDEC		39	8
✓ 1/32		Curtis Arnold (11)		=		1	↑	↑	↑		1		-	3
		Jasper Hawkey (10)	(T2)	D T2		8	↑	↑	↑		8 DEC		39	11
✓ 1/38		Austin Matthews (11)		↓ (E1)		6	↑	↑	↑		6 DEC		3	-
		Laike Gardner (12)				1	↑	↑	↑		1		42	11
✓ 1/45		Justin Rhodes (12)	(T2) INT 1:31	↓ R2 T2 T2 T2		22	↑	↑	↑		22 MDEC		4	-
		Dustin Grubbs (10)		D N E1 E1 E1		9	↑	↑	↑		9		46	11
✓ 1/52		Tyler Miller (12)		↓		0	↑	↑	↑		0		-	4
		Tyler Lieberum (11)		C C (N3) N3		8	↑	↑	↑		8 MDEC		46	15

- T2 - Takedown  
 R2 - Reversal  
 E1 - Escape  
 N2 - Near fall  
 N3 - Near fall (5 seconds)  
 N4 - Near fall (as a result of injury or bleeding)  
 Sw - Stalling Warning  
 S - Stalling  
 TV - Technical Violation  
 P - Illegal Hold/Maneuver or Unnecessary Roughness  
 RO - Ride-out  
 C - Caution  
 C1 - Points Earned After 2nd Caution  
 CMw - Coach Misconduct Warning

- CM - Coach Misconduct  
 W - Warning  
 FS - False Start  
 UCM - Unsportsmanlike Conduct - Match Point  
 UCT - Unsportsmanlike Conduct - Team Point  
 FMC - Flagrant Misconduct  
 F - 1:38 Fall

- TF - 4:25 Technical Fall  
 For - Forfeit  
 Def - Default  
 DQ - Disqualified  
 Dec - Decision  
 MD - Major Decision  
 ▲ - Selects Up  
 ▼ - Selects Down  
 = - Selects Neutral

- OT - Overtime  
 SV - Sudden Victory  
 TB - Tiebreaker  
 UTB - Ultimate Tiebreaker  
 IT - Injury Time  
 IT - (= ▲ ▼) choice after 2nd Injury Time-out  
 BT - Blood Time

 NOTE:  
 Circle first point(s) scored

FINAL SCORE 46 15





## DUAL MEET SCORESHEET

3:15

HOME: Brookville

VISITOR: Reynolds

DATE: 1.21.12

TIME: 6:10

REFEREE: 610

CHOICE	WT	WRESTLERS	1ST PERIOD	2ND PERIOD	3RD PERIOD	SCORE	OVERTIME				MATCH SCORE	MATCH RESULTS	TEAM SCORE	
							SV	TB1	TB2	UTB			H	V
✓	1/7	Taylor Cudworth (11)		↓ E <sub>1</sub> E <sub>1</sub>		3		↑	↑	↑	3		-	3
		Matt Tofani (12)		T <sub>2</sub>		4		↑	↑	↑	4	DEC	0	3
✓	1/8	Tyler Dombrowski (12)		C		1	1	↑	↑	↑	2	DEC	3	-
✓	2	Jamar Henry (11)		↓ E <sub>1</sub>		1	P	↑	↑	↑	1		3	3
✓	1/9	Logan Stout (12)	T <sub>2</sub> T <sub>2</sub>	D N <sub>3</sub> T <sub>2</sub>		11		↑	↑	↑	11	MDEC	4	-
	5	Tommy Davis (12)	E <sub>1</sub>	↓ E <sub>1</sub>		2		↑	↑	↑	2		7	3
✓	2/20	Jacob Cieleski (12)	C			0		↑	↑	↑	0		-	3
✓		Logan Rickert (11)		↓		0	T <sub>2</sub> N <sub>3</sub>	↑	↑	↑	5	DEC	7	6
✓	2/8	Nathan Nosker (10)						↑	↑	↑			-	6
	5	Blake Heim (12)	T <sub>2</sub> (Fall 1:17)					↑	↑	↑	Fall 1:17		7	12
✓	1/10	Devin Joiner (9)	E <sub>1</sub> T <sub>2</sub>	↓ E <sub>1</sub>		5		↑	↑	↑	5		-	3
✓	6	Mike Bartolo (9)	T <sub>2</sub> INT 1:12	D T <sub>2</sub> N <sub>2</sub>		12		↑	↑	↑	12	DEC	7	15
✓	1/1	Brady Mineweaser (10)						↑	↑	↑			-	6
	3	Alex DiGregorio (10)	T <sub>2</sub> (Fall 1:07)					↑	↑	↑	Fall 1:07		7	21
✓	1/2	Trey Constable (12)	T <sub>2</sub> C T <sub>2</sub>	↓ R <sub>2</sub> T <sub>2</sub>		12		↑	↑	↑	12	MDEC	4	-
✓	0	Neal Engstrom (11)	E <sub>1</sub> C	D E <sub>1</sub>		4		↑	↑	↑	4		11	21
✓	1/2	Daulton Zimmerman (9)		↓ E <sub>1</sub>		1		↑	↑	↑	1		-	3
✓	6	Mason McCollum (10)	BTD 2:08	BTD 2:08		3		↑	↑	↑	3	DEC	11	24
	1/3	Cole Clever (9)	E <sub>1</sub>			1		↑	↑	↑	1		-	5
✓	1/2	Dylan D'Urso (12)	T <sub>2</sub> N <sub>2</sub> T <sub>2</sub> N <sub>2</sub> N <sub>2</sub>	↑ N <sub>3</sub> N <sub>3</sub>		16		↑	↑	↑	T.Fall 16	3:15	11	29
✓	1/3	Jimmy Miller (9)						↑	↑	↑			-	6
	8	Austin Matthews (11)	T <sub>2</sub> (Fall 1:41)					↑	↑	↑	Fall 1:41		11	35
✓	1/4	Brodie Zacherl (10)		CMW		1		↑	↑	↑	1		-	3
✓	5	Justin Rhodes (12)		↓ E <sub>1</sub>		1	T <sub>2</sub>	↑	↑	↑	3	DEC	11	38
✓	1/5	Zach Vroman (10)		↓ E <sub>1</sub> T <sub>2</sub>		5		↑	↑	↑	5	DEC	3	-
	2	Levi Stayer (10)		E <sub>1</sub> T <sub>2</sub>		4		↑	↑	↑	4		14	38
✓	1/6	Brett Smith (12)	T <sub>2</sub> N <sub>3</sub> N <sub>3</sub> C N <sub>3</sub> N <sub>2</sub>	R <sub>2</sub>		15		↑	↑	↑	T.Fall 15	2:15	5	-
✓	0	Tyler Miller (12)		↑		0		↑	↑	↑	0		19	38

T<sub>2</sub> - Takedown  
R<sub>2</sub> - Reversal  
E<sub>1</sub> - Escape  
N<sub>2</sub> - Near fall  
N<sub>3</sub> - Near fall (5 seconds)  
N<sub>4</sub> - Near fall (as a result of injury or bleeding)  
Sw - Stalling Warning  
S - Stalling

TV - Technical Violation  
P - Illegal Hold/Maneuver or Unnecessary Roughness  
RO - Ride-out  
C - Caution  
C<sub>1</sub> - Points Earned After 2nd Caution  
CMW - Coach Misconduct Warning

CM - Coach Misconduct  
W - Warning  
FS - False Start  
UCM - Unsportsmanlike Conduct - Match Point  
UCT - Unsportsmanlike Conduct - Team Point  
FMC - Flagrant Misconduct  
F - 1:38 Fall

TF - 4:25 Technical Fall  
For - Forfeit  
Def - Default  
DQ - Disqualified  
Dec - Decision  
MD - Major Decision  
▲ - Selects Up  
▼ - Selects Down  
= - Selects Neutral

OT - Overtime  
SV - Sudden Victory  
TB - Tiebreaker  
UTB - Ultimate Tiebreaker  
IT - Injury Time  
IT - (= ▲ ▼) choice after 2nd Injury Time-out  
BT - Blood Time

NOTE:  
Circle first point(s) scored

FINAL SCORE

19 38





## DUAL MEET SCORESHEET

HOME: Reynolds

VISITOR: Fort LeBoeuf

DATE: 1.21.12

TIME: 10:01 PM

REFEREE: Stu S

CHOICE	WT	WRESTLERS	1ST PERIOD	2ND PERIOD	3RD PERIOD	SCORE	OVERTIME				MATCH SCORE	MATCH RESULTS	TEAM SCORE	
							SV	TB1	TB2	UTB			H	V
✓	195	Austin Moffett (10)	T <sub>2</sub>	↓ E <sub>1</sub> T <sub>2</sub>	T <sub>2</sub> T <sub>2</sub>	9	↑	↑	↑	9	DEC	3	-	
		Gage Salusky (11)		D	↓ E <sub>1</sub> E <sub>1</sub> S <sub>W</sub> E <sub>1</sub>	3	↑	↑	↑	3		3	0	
✓	220	Tommy Davis (12)		D	E <sub>1</sub>	2	↑	↑	↑	2		-	4	
		Evan Daley (11)	T <sub>2</sub> N <sub>2</sub>	↓ E <sub>1</sub> T <sub>2</sub> T <sub>2</sub>	↓ 1 T <sub>2</sub> N <sub>2</sub>	14	↑	↑	↑	14	MDEC	3	4	
✓	285	Blake Heim (12)		↓ T <sub>2</sub>	↓ E <sub>1</sub> T <sub>2</sub>	5	↑	↑	↑	5	DEC	3	-	
✓		Nate Conti (10)		↓ E <sub>1</sub>		1	↑	↑	↑	1		6	4	
✓	106	Mike Bantolo (9)					↑	↑	↑		FOR.	6	-	
		Forfeit					↑	↑	↑			12	4	
	113	Alex DiGregorio (10)		= S <sub>W</sub> INT	S R <sub>2</sub> N <sub>3</sub>	5	↑	↑	↑	5		-	3	
✓	13	George McGwire (10)	T <sub>2</sub> N <sub>2</sub>	D C T <sub>2</sub>	= T <sub>2</sub> 1	9	↑	↑	↑	9	DEC	12	7	
✓	120	Neal Engstrom (11)		D	↓	0	↑	↑	↑	0		-	3	
		Adam Borgia (10)	T <sub>2</sub>	= T <sub>2</sub>	S <sub>W</sub>	4	↑	↑	↑	4	DEC	12	10	
	126	Mason McCollum (10)			=	0	↑	↑	↑	0		-	4	
✓		Brandon Puckly (12)		↓ E <sub>1</sub> T <sub>2</sub> N <sub>2</sub> N <sub>3</sub>	T <sub>2</sub> N <sub>3</sub>	13	↑	↑	↑	13	MDEC	12	14	
✓	132	Dylan D'Urso (12)	T <sub>2</sub> FALL 136				↑	↑	↑		FALL 136	6	-	
		Jim Orr (10)	BTD 4:35				↑	↑	↑			18	14	
	138	Austin Matthews (11)					↑	↑	↑		FOR.	6	-	
✓		Forfeit					↑	↑	↑			24	14	
✓	145	Justin Rhodes (12)		↓ E <sub>1</sub>		1	↑	↑	↑			-	3	
		Riley Smith (12)			↓ E <sub>1</sub>	1	T <sub>2</sub>	↑	↑	↑	DEC	24	17	
	152	Levi Stoyee (10)		↓	E <sub>1</sub>	1	↑	↑	↑	1		-	3	
✓		Kody Pace (12)	T <sub>2</sub> N <sub>2</sub>	D	↓ E <sub>1</sub> T <sub>2</sub>	7	↑	↑	↑	7	DEC	24	20	
✓	160	Tyler Miller (12)		↓ E <sub>1</sub>		1	↑	↑	↑	1		-	3	
		Taylor Fox (11)			↓ E <sub>1</sub>	1	T <sub>2</sub>	↑	↑	↑	3	DEC	24	23
	170	Matt Tofani (12)		BTD 4:16	↓ R <sub>2</sub> T <sub>2</sub>	4	↑	↑	↑	4	DEC.	3	-	
✓		Taylor Harrington (11)		↓ E <sub>1</sub>	E <sub>1</sub>	2	↑	↑	↑	2		27	23	
✓	182	Jamar Henry (11)		D T <sub>2</sub>	↓ S <sub>W</sub>	2	↑	↑	↑	2		-	4	
		Craig Cihon (12)	T <sub>2</sub>	↓ E <sub>1</sub> E <sub>1</sub> T <sub>2</sub> N <sub>3</sub>	N <sub>2</sub>	11	↑	↑	↑	11	MDEC	27	27	

T<sub>2</sub> - Takedown  
 R<sub>2</sub> - Reversal  
 E<sub>1</sub> - Escape  
 N<sub>2</sub> - Near fall  
 N<sub>3</sub> - Near fall (5 seconds)  
 N<sub>4</sub> - Near fall (as a result of injury or bleeding)  
 Sw - Stalling Warning  
 S - Stalling

TV - Technical Violation  
 P - Illegal Hold/Maneuver or Unnecessary Roughness  
 RO - Ride-out  
 C - Caution  
 C<sub>1</sub> - Points Earned After 2nd Caution  
 CM<sub>W</sub> - Coach Misconduct Warning

CM - Coach Misconduct  
 W - Warning  
 FS - False Start  
 UCM - Unsportsmanlike Conduct  
 - Match Point  
 UCT - Unsportsmanlike Conduct  
 - Team Point  
 FMC - Flagrant Misconduct  
 F - 1:38 Fall

TF - 4:25 Technical Fall  
 For - Forfeit  
 Def - Default  
 DQ - Disqualified  
 Dec - Decision  
 MD - Major Decision  
 ▲ - Selects Up  
 ▼ - Selects Down  
 = - Selects Neutral

OT - Overtime  
 SV - Sudden Victory  
 TB - Tiebreaker  
 UTB - Ultimate Tiebreaker  
 IT - Injury Time  
 IT - (=▲▼) choice after 2nd Injury  
 Time-out  
 BT - Blood Time

FINAL SCORE

27 27

NOTE:  
 Circle first point(s) scored

Winner

Fort LeBoeuf Criteria 4





# DUAL MEET SCORESHEET

HOME: Reynolds VISITOR: Sharon DATE: 1.25.12 TIME: 9:29 pm REFEREE: EMJ

CHOICE	WT	WRESTLERS	1ST PERIOD	2ND PERIOD	3RD PERIOD	SCORE	OVERTIME				MATCH SCORE	MATCH RESULTS	TEAM SCORE	
							SV	TB1	TB2	UTB			H	V
✓ 4	5	Justin Rhodes (12)	T <sub>2</sub>	T <sub>2</sub>	↓ R <sub>2</sub> C C	6	↑	↑	↑		6	DEC	3	-
✓ 4	5	Cory Buchanan (10)	S <sub>W</sub>	↓ C E <sub>1</sub>	C E <sub>1</sub>	2	↑	↑	↑		2		3	0
✓ 1	5	Tyler Miller (12)	T <sub>2</sub>	D C E <sub>1</sub>	↓ E <sub>1</sub> T <sub>2</sub>	6	↑	↑	↑		6		-	3
✓ 1	5	XAVIER Ross (12)		↓ R <sub>2</sub> R <sub>2</sub> N <sub>3</sub>	↓ E <sub>1</sub> T <sub>2</sub>	7	↑	↑	↑		7	DEC	3	3
✓ 1	6	Math Tofani (12)	BTD :15 S <sub>W</sub>		↓ R <sub>2</sub> S C	2	↑	↑	↑		2		-	3
✓ 1	6	Jason Ondic (12)		↓ E <sub>1</sub>	I E <sub>1</sub>	3	↑	↑	↑		3	DEC	3	6
✓ 1	7	Jamar Henry (11)	T <sub>2</sub> T <sub>2</sub> T <sub>2</sub> FAIL 1:13				↑	↑	↑			FAIL 1:13	6	-
✓ 1	7	Marco Hasch (11)	E <sub>1</sub> E <sub>1</sub>				↑	↑	↑				9	6
✓ 1	8	Austin Moffett (10)	T <sub>2</sub>	T <sub>2</sub> N <sub>2</sub> T <sub>2</sub>	↓ I R <sub>2</sub>	11	↑	↑	↑		11	MDEC	4	-
✓ 1	8	Beau Dignall (10)	BTD :26	↓ E <sub>1</sub> E <sub>1</sub>	TV BTD :1:02 E <sub>1</sub>	3	↑	↑	↑		3		13	6
✓ 1	9	Tommy Davis (12)					↑	↑	↑			FOR	6	-
✓ 1	9	Forfeit					↑	↑	↑				19	6
✓ 2	2	Logan Rickett (11)					↑	↑	↑			FOR	6	-
✓ 2	2	Forfeit					↑	↑	↑				25	6
✓ 2	8	Blake Heim (12)	T <sub>2</sub> FAIL :46				↑	↑	↑			FAIL :46	6	-
✓ 2	8	Shawn Culp (10)	S <sub>W</sub>				↑	↑	↑				31	6
✓ 1	6	Mike Bartolo (9)	T <sub>2</sub> N <sub>3</sub> T <sub>2</sub> FAIL 1:45				↑	↑	↑			FAIL 1:45	6	-
✓ 1	6	D.J. Templeton (10)	E <sub>1</sub>				↑	↑	↑				37	6
✓ 1	1	Alex DiGasperio (10)		D T <sub>2</sub>	↓ E <sub>1</sub>	3	↑	↑	↑		3		-	3
✓ 1	3	Cody Buchanan (11)	T <sub>2</sub>	↓ E <sub>1</sub>		3	T <sub>2</sub>	↑	↑	↑	5	DEC	37	9
✓ 1	2	NEAL Engstrom (11)	E <sub>1</sub> E <sub>1</sub> E <sub>1</sub>	↓ E <sub>1</sub> E <sub>1</sub> TV	E <sub>1</sub>	6	↑	↑	↑		6		-	4
✓ 1	2	JARAY Norrils (11)	T <sub>2</sub> T <sub>2</sub> T <sub>2</sub> T <sub>2</sub>	D T <sub>2</sub> I	= T <sub>2</sub> N <sub>2</sub>	15	↑	↑	↑		15	MDEC	37	13
✓ 1	2	MASON McCollum (10)	T <sub>2</sub>	D TV	↓ E <sub>1</sub> T <sub>2</sub> N <sub>2</sub>	7	↑	↑	↑		7	DEC	3	-
✓ 1	2	Troy Hejazi (10)		↓ I		1	↑	↑	↑		1		40	13
✓ 1	3	Matt Leise (11)	T <sub>2</sub> FAIL :18				↑	↑	↑			FAIL :18	6	-
✓ 1	3	Dalton Baldwin (11)					↑	↑	↑				46	13
✓ 1	3	Austin Matthews (11)	T <sub>2</sub> T <sub>2</sub> FAIL 1:17				↑	↑	↑			FAIL 1:17	6	-
✓ 1	3	Michael Banner (11)	E <sub>1</sub>				↑	↑	↑				52	13

T<sub>2</sub> - Takedown  
R<sub>2</sub> - Reversal  
E<sub>1</sub> - Escape  
N<sub>2</sub> - Near fall  
N<sub>3</sub> - Near fall (5 seconds)  
N<sub>4</sub> - Near fall (as a result of injury or bleeding)  
Sw - Stalling Warning  
S - Stalling

TV - Technical Violation  
P - Illegal Hold/Maneuver or Unnecessary Roughness  
RO - Ride-out  
C - Caution  
C<sub>1</sub> - Points Earned After 2nd Caution  
CM<sub>W</sub> - Coach Misconduct Warning

CM - Coach Misconduct  
W - Warning  
FS - False Start  
UCM - Unsportsmanlike Conduct  
UCT - Unsportsmanlike Conduct  
FMC - Flagrant Misconduct  
F - 1:38 Fall

TF - 4:25 Technical Fall  
For - Forfeit  
Def - Default  
DQ - Disqualified  
Dec - Decision  
MD - Major Decision  
▲ - Selects Up  
▼ - Selects Down  
= - Selects Neutral

OT - Overtime  
SV - Sudden Victory  
TB - Tiebreaker  
UTB - Ultimate Tiebreaker  
IT - Injury Time  
IT - (= ▲ ▼) choice after 2nd Injury Time-out  
BT - Blood Time

NOTE:  
Circle first point(s) scored

FINAL SCORE





## DUAL MEET SCORESHEET

HOME: Reynolds VISITOR: Union City DATE: 2.4.12 TIME: 12:15pm REFEREE: B Shultz

CHOICE	WT	WRESTLERS	1ST PERIOD	2ND PERIOD	3RD PERIOD	SCORE	OVERTIME				MATCH SCORE	MATCH RESULTS	TEAM SCORE	
							SV	TB1	TB2	UTB			H	V
✓ 2	3	Blake Heim (12)	E <sub>1</sub>	D	E <sub>1</sub> R <sub>2</sub>	4					4		-	3
	5	Jeff Burger (11)	T <sub>2</sub>	E <sub>1</sub>	T <sub>2</sub>	5					5	DEC	0	3
	6	Mike Bartolo (9)	T <sub>2</sub> N <sub>2</sub> N <sub>3</sub> N <sub>2</sub>	E <sub>1</sub> R <sub>2</sub> T <sub>2</sub>	T <sub>2</sub> (FAIL 4:58)						Fail	4:58	6	-
✓	6	Pat Burns (9)	D	E <sub>1</sub>	E <sub>1</sub>								6	3
✓	1	Alex DiGregorio (10)	T <sub>2</sub> (FAIL 1:20)								Fail	1:20	6	-
	3	Scott Steenrod (11)											12	3
	2	NEAT Engstrom (11)			R <sub>2</sub>	2	T <sub>2</sub>				4	DEC	3	-
✓	0	Dustin Tomcho (9)	D		R <sub>2</sub>	2					2		15	3
✓	1	Mason McCollum (10)	T <sub>2</sub>	D	E <sub>1</sub> T <sub>2</sub> (FAIL 3:35)						Fail	3:35	6	-
	6	Kevin Lindsley (11)		C R <sub>2</sub>									21	3
	1	Dylan D'Urso (12)	T <sub>2</sub> (FAIL 1:09)								Fail	1:09	6	-
✓	3	Russell Adams (10)											27	3
✓	1	Austin Matthews (11)	T <sub>2</sub> T <sub>2</sub> (FAIL 1:51)								Fail	1:51	6	-
	3	Tyler Lindsley (12)	E <sub>1</sub>										33	3
	1	Justin Rhodes (12)	T <sub>2</sub> (FAIL 1:40)								Fail	1:40	6	-
✓	4	Stacy Lindstrom (10)											39	3
✓	1	Tulsa Miller (12)		E <sub>1</sub> T <sub>2</sub>	N <sub>2</sub>	5					5	DEC	3	-
	5	Jarred Brooks (11)				0					0		42	3
	6	Matt Tofani (12)	T <sub>2</sub>	R <sub>2</sub> S <sub>w</sub>	N <sub>3</sub>	7					7	DEC	3	-
✓	6	Josh Reinke (11)		D	E <sub>1</sub>	2					2		45	3
✓	1	Jamar Henry (11)		E <sub>1</sub>	E <sub>1</sub>	2					2		-	3
	7	Tim Vargo (11)		T <sub>2</sub>	E <sub>1</sub>	3					3	DEC	45	6
	1	Austin Moffett (10)	T <sub>2</sub> T <sub>2</sub>	R <sub>2</sub> (FAIL 2:56)							Fail	2:56	6	-
✓	8	Cody Thomas (11)	E <sub>1</sub> R <sub>2</sub>	D									51	6
✓	1	Tommy Davis (12)	T <sub>2</sub> N <sub>3</sub>	R <sub>2</sub> (FAIL 3:01)							Fail	3:01	6	-
	5	Robert Taylor (12)											57	6
	2	Logan Rickert (11)	T <sub>2</sub> N <sub>2</sub> 1	C	E <sub>1</sub> T <sub>2</sub>								-	6
✓	2	Storm McDonald (10)	R <sub>2</sub> TV	E <sub>1</sub>	R <sub>2</sub> (FAIL 5:33)						Fail	5:33	57	12

T<sub>2</sub> - Takedown  
R<sub>2</sub> - Reversal  
E<sub>1</sub> - Escape  
N<sub>2</sub> - Near fall  
N<sub>3</sub> - Near fall (5 seconds)  
N<sub>4</sub> - Near fall (as a result of injury or bleeding)  
Sw - Stalling Warning  
S - Stalling

TV - Technical Violation  
P - Illegal Hold/Maneuver or Unnecessary Roughness  
RO - Ride-out  
C - Caution  
C<sub>1</sub> - Points Earned After 2nd Caution  
CM<sub>w</sub> - Coach Misconduct Warning

CM - Coach Misconduct  
W - Warning  
FS - False Start  
UCM - Unsportsmanlike Conduct - Match Point  
UCT - Unsportsmanlike Conduct - Team Point  
FMC - Flagrant Misconduct  
F - 1:38 Fall

TF - 4:25 Technical Fall  
For - Forfeit  
Def - Default  
DQ - Disqualified  
Dec - Decision  
MD - Major Decision  
▲ - Selects Up  
▼ - Selects Down  
= - Selects Neutral

OT - Overtime  
SV - Sudden Victory  
TB - Tiebreaker  
UTB - Ultimate Tiebreaker  
IT - Injury Time  
IT - (=▲▼) choice after 2nd Injury Time-out  
BT - Blood Time

NOTE:  
Circle first point(s) scored

FINAL SCORE

57 12





## DUAL MEET SCORESHEET

HOME: Reynolds VISITOR: Greenville DATE: 2.4.12 TIME: 4:32 pm REFEREE: Bos Bore

CHOICE	WT	WRESTLERS	1ST PERIOD	2ND PERIOD	3RD PERIOD	SCORE	OVERTIME				MATCH SCORE	MATCH RESULTS	TEAM SCORE	
							SV	TB1	TB2	UTB			H	V
✓ 10	6	MIKE BARTOLO (9)	T <sub>2</sub> (Fall 1:39)								Fail	1:39	6	-
		JASE PAXSON (9)											6	0
✓ 11	3	Alex DiGregorio (10)	T <sub>2</sub> N <sub>3</sub>	↑ (Fall 2:17)							Fail	2:17	6	-
✓ 12	0	JOE SAFNER (9)	S <sub>W</sub>	D									12	0
✓ 12	0	NEAL ENGSTROM (11)	T <sub>2</sub>	D (Fall 2:20)							Fail	2:20	6	-
		NATE PISER (11)		↓									18	0
✓ 12	6	MASON MCCOLLEUM (10)	T <sub>2</sub> (Fall 1:48)								Fail	1:48	6	-
✓ 12	6	DEREK WATT (10)											24	0
✓ 13	2	Dylan D'Ugo (12)	T <sub>2</sub> N <sub>2</sub>	D C	↓ BT 1:53 R <sub>2</sub> T <sub>2</sub> T <sub>2</sub>	10					10	MOEC	4	-
		JACOB BROWN (11)		↓	E <sub>1</sub> E <sub>1</sub>	2					2		28	0
✓ 13	8	Austin Matthews (11)	T <sub>2</sub> (Fall 1:25)								Fail	1:25	6	-
✓ 14	5	JACOB RIFFE (11)											34	0
✓ 14	5	JUSTIN RHODES (12)	T <sub>2</sub> T <sub>2</sub>	D C T <sub>2</sub> E <sub>1</sub> I	↓ E <sub>1</sub> T <sub>2</sub> T <sub>2</sub> I	14					14	MOEC	4	-
		ZACK MILLER (9)	S <sub>W</sub> E <sub>1</sub>	↓ E <sub>1</sub> R <sub>2</sub> S	E <sub>1</sub> S E <sub>1</sub>	6					6		38	0
✓ 15	2	Tyler Miller (12)	T <sub>2</sub>	T <sub>2</sub>	↓ E <sub>1</sub> T <sub>2</sub> T <sub>2</sub> N <sub>2</sub>	11					11	MOEC	4	-
✓ 15	2	BLAKE HORNE (11)	BT 1:37	↓ BT 1:37 E <sub>1</sub>	E <sub>1</sub>	2					2		42	0
✓ 16	0	MIKE MILLERO (9)		=									-	6
		CODY COVELAND (12)	T <sub>2</sub> N <sub>2</sub> N <sub>2</sub>	T <sub>2</sub> (Fall 2:44)							Fail	2:44	42	6
✓ 17	0	MATT TOLAWI (12)		S <sub>W</sub>	= C	0					0		-	3
✓ 17	0	RANDY PEAKINS (12)		↓ R <sub>2</sub>		2					2	DEC	42	9
✓ 18	2	JAMAR HENRY (11)		↓ R <sub>2</sub> R <sub>2</sub>	I TV	5					5	DEC	3	-
		JUSTIN REYNOLDS (10)	S <sub>W</sub>	R <sub>2</sub>	↓ S I	3					3		45	9
✓ 19	5	AUSTIN MOFFETT (10)	R <sub>2</sub>		= R <sub>2</sub>	4					4		-	4
✓ 19	5	TYLER LANDFRIED (12)	T <sub>2</sub> N <sub>3</sub> R <sub>2</sub>	↓ R <sub>2</sub> N <sub>3</sub>	T <sub>2</sub> E <sub>1</sub>	15					15	MOEC	45	13
✓ 20	0	LOGAN RICKERT (11)		↓ E <sub>1</sub>		1			↓ E <sub>1</sub>		2		-	3
✓ 20	0	TYLER GENTILE (12)		↓ E <sub>1</sub>	↓ E <sub>1</sub>	1			↓ E <sub>1</sub> T <sub>2</sub>		4	DEC	45	16
✓ 21	8	BLAKE HEIM (12)		T <sub>2</sub> T <sub>2</sub> N <sub>3</sub>	↓ R <sub>2</sub> (Fall 4:09)						Fail	4:09	6	-
✓ 21	8	BRADEN GLADYSZ (11)		↓ E <sub>1</sub> E <sub>1</sub>									51	16

T<sub>2</sub> - Takedown  
R<sub>2</sub> - Reversal  
E<sub>1</sub> - Escape  
N<sub>2</sub> - Near fall  
N<sub>3</sub> - Near fall (5 seconds)  
N<sub>4</sub> - Near fall (as a result of injury or bleeding)  
SW - Stalling Warning  
S - Stalling

TV - Technical Violation  
P - Illegal Hold/Maneuver or Unnecessary Roughness  
RO - Ride-out  
C - Caution  
G<sub>1</sub> - Points Earned After 2nd Caution  
CM<sub>W</sub> - Coach Misconduct Warning

CM - Coach Misconduct  
W - Warning  
FS - False Start  
UCM - Unsportsmanlike Conduct - Match Point  
UCT - Unsportsmanlike Conduct - Team Point  
FMC - Flagrant Misconduct  
F - 1:38 Fall

TF - 4:25 Technical Fall  
For - Forfeit  
Def - Default  
DQ - Disqualified  
Dec - Decision  
MD - Major Decision  
▲ - Selects Up  
▼ - Selects Down  
= - Selects Neutral

OT - Overtime  
SV - Sudden Victory  
TB - Tiebreaker  
UTB - Ultimate Tiebreaker  
IT - Injury Time  
IT - (= ▲ ▼) choice after 2nd Injury Time-out  
BT - Blood Time

NOTE:  
Circle first point(s) scored

FINAL SCORE

51 16





## DUAL MEET SCORESHEET

HOME: Reynolds VISITOR: Fort LeBoeuf DATE: 2.4.12 TIME: 7:17 pm REFEREE: Ned Bly

CHOICE	WT	WRESTLERS	1ST PERIOD	2ND PERIOD	3RD PERIOD	SCORE	OVERTIME				MATCH SCORE	MATCH RESULTS	TEAM SCORE	
							SV	TB1	TB2	UTB			H	V
✓ 1		Alex DiGregorio (10)		D	INT 4/2	0					0		-	4
✓ 1	3	George McGuire (10)	T <sub>2</sub>	↓ E <sub>1</sub> T <sub>2</sub>	N <sub>3</sub> S <sub>W</sub>	8					8	MBEC	0	4
✓ 1	2	Neal Engstrom (11)		↓		0					0		-	3
✓ 1	2	Adam Borgia (10)		D	N <sub>2</sub>	2					2	DEC	0	7
✓ 1	2	Mason McCollum (10)	C	D	E <sub>1</sub>	4					4		-	3
✓ 1	6	Brandon Puckley (12)	T <sub>2</sub>	↓ R <sub>2</sub> N <sub>3</sub>	E <sub>1</sub> T <sub>2</sub> INT 3/6	10					10	DEC	0	10
✓ 1	3	Dylan D'Urso (12)		↓ E <sub>1</sub> T <sub>2</sub> N <sub>3</sub>	T <sub>2</sub> INT 4/4 C N <sub>2</sub>	10					10	MBEC	4	-
✓ 1	3	Brad Malinowski (10)		D		0					0		4	10
✓ 1	3	Austin Matthews (11)	T <sub>2</sub> T <sub>2</sub>	D E <sub>1</sub> T <sub>2</sub> T <sub>2</sub>	(FAIL 3:37)							FAIL 3:37	6	-
✓ 1	8	Riley Smith (12)	E <sub>1</sub>	↑ E <sub>1</sub>									10	10
✓ 1	4	Justin Rhodes (12)	E <sub>1</sub>	↓ S <sub>W</sub>	INT 1/10 C	1					1		-	3
✓ 1	5	Kody Pace (12)	T <sub>2</sub>	D	↓ E <sub>1</sub>	3					3	DEC	10	13
✓ 1	5	Levi Stoyzer (10)		↓ E <sub>1</sub>		1					1		-	3
✓ 1	5	Taylor Harrington (10)		T <sub>2</sub>	↓ E <sub>1</sub> T <sub>2</sub>	5					5	DEC	10	16
✓ 1	6	Tyler Miller (12)											-	6
✓ 1	6	Taylor Fox (11)	T <sub>2</sub>	INJURY DEFAULT								DEF 1:06	10	22
✓ 1	7	Matt Tofani (12)	INT 5/8 E <sub>1</sub> T <sub>2</sub>	D	INT 8/10 3/10	4					4	DEC	3	-
✓ 1	7	Vince Pastine (11)	T <sub>2</sub>	↓ S <sub>W</sub>		2					2		13	22
✓ 1	8	Jamar Henry (11)	E <sub>1</sub>	↓ E <sub>1</sub>		4					4		-	3
✓ 1	8	Craig Cihon (12)	T <sub>2</sub> C T <sub>2</sub>	D	↓ P E <sub>1</sub> T <sub>2</sub> T <sub>2</sub>	9					9	DEC	13	25
✓ 1	9	Austin Moffett (10)	T <sub>2</sub> T <sub>2</sub>	(FAIL 2:00)								FAIL 2:00	6	-
✓ 1	9	Gage Salusky (11)	S <sub>W</sub> E <sub>1</sub>										19	25
✓ 2	2	Tommy Davis (12)	S <sub>W</sub>	↓ S									-	6
✓ 2	2	Evan Daley (11)	T <sub>2</sub> N <sub>3</sub>	D	1 N <sub>3</sub>	(FAIL 3:28)						FAIL 3:28	19	31
✓ 2	8	Blake Heim (12)		↓ E <sub>1</sub>		3					3	DEC	3	-
✓ 2	8	Nate Conti (10)			↓ E <sub>1</sub>	1					1		22	31
✓ 1	10	Mike Bartolo (9)	T <sub>2</sub>	(FAIL 3:36)								FAIL 3:36	6	-
✓ 1	6	Roman Franzaglia											28	31

T<sub>2</sub> - Takedown  
 R<sub>2</sub> - Reversal  
 E<sub>1</sub> - Escape  
 N<sub>2</sub> - Near fall  
 N<sub>3</sub> - Near fall (5 seconds)  
 N<sub>4</sub> - Near fall (as a result of injury or bleeding)  
 Sw - Stalling Warning  
 S - Stalling

TV - Technical Violation  
 P - Illegal Hold/Maneuver or Unnecessary Roughness  
 RO - Ride-out  
 C - Caution  
 C<sub>1</sub> - Points Earned After 2nd Caution  
 CMW - Coach Misconduct Warning

CM - Coach Misconduct  
 W - Warning  
 FS - False Start  
 UCM - Unsportsmanlike Conduct  
 - Match Point  
 UCT - Unsportsmanlike Conduct  
 - Team Point  
 FMC - Flagrant Misconduct  
 F - 1:38 Fall

TF - 4:25 Technical Fall  
 For - Forfeit  
 Def - Default  
 DQ - Disqualified  
 Dec - Decision  
 MD - Major Decision  
 ▲ - Selects Up  
 ▼ - Selects Down  
 = - Selects Neutral

OT - Overtime  
 SV - Sudden Victory  
 TB - Tiebreaker  
 UTB - Ultimate Tiebreaker  
 IT - Injury Time  
 IT - (= ▲ ▼) choice after 2nd Injury Time-out  
 BT - Blood Time

NOTE:  
 Circle first point(s) scored

FINAL SCORE

28 31





## DUAL MEET SCORESHEET

HOME: Bolling SpringsVISITOR: ReynoldsDATE: 2.9.12TIME: 3:34 pmREFEREE: Brin B. Mean

CHOICE	WT	WRESTLERS	1ST PERIOD	2ND PERIOD	3RD PERIOD	SCORE	OVERTIME				MATCH SCORE	MATCH RESULTS	TEAM SCORE	
							SV	TB1	TB2	UTB			H	V
✓ 1	9	Logan Murphy (12)	T <sub>2</sub> (FAIL:51)								Fail	51	6	-
	5	Tommy Davis (12)											6	0
✓ 2	20	Calvin Barrick (11)			↓ E <sub>1</sub> T <sub>2</sub>	3					3	DEC	3	-
		Logan Rickert (11)		↓ E <sub>1</sub>		2					2		9	0
✓ 2	8	Tyler Wentzel (11)											-	6
	5	Blake Heim (12)	T <sub>2</sub> (FAIL 1:50)								Fail	1:50	9	6
	10	Korbin Myers (9)	T <sub>2</sub> N <sub>2</sub>	↓ R <sub>2</sub> N <sub>2</sub>		10					10	MDEC	4	-
✓ 1	6	Mike Bartolo (9)		D		0					0		13	6
✓ 1	3	Joe Byers (12)	T <sub>2</sub> N <sub>2</sub> N <sub>2</sub> N <sub>2</sub>	D R <sub>2</sub> T <sub>2</sub>		17				TFail	17	3:17	5	-
		Alex DiGregorio (10)		↑ E <sub>1</sub>		1					1		18	6
	1	Grant Bond (9)	T <sub>2</sub>	= T <sub>2</sub>		6					6	DEC	3	-
✓ 1	0	Neal Engstrom (11)		D E <sub>1</sub>		3					3		21	6
✓ 1	2	Kyle Shoop (9)	BTD 1:20 BTD 2:45 T <sub>2</sub> N <sub>2</sub> BTD 1:21	D T <sub>2</sub> N <sub>2</sub> T <sub>2</sub> N <sub>2</sub>		14					14	MDEC	4	-
	6	Mason McCollum (10)		= E <sub>1</sub>		3					3		25	6
	13	William Stape (11)	E <sub>1</sub> E <sub>1</sub> S <sub>w</sub>	↓									-	6
✓ 1	2	Dylan D'Urso (12)	T <sub>2</sub> T <sub>2</sub> T <sub>2</sub> N <sub>3</sub>	D (FAIL 2:14)							Fail	2:14	25	12
✓ 1	3	Mark Lentz (12)		D E <sub>1</sub> 1		4					4		-	3
	8	Justin Rhodes (12)	T <sub>2</sub> N <sub>2</sub>	↓ R <sub>2</sub> S <sub>w</sub> S		6					6	DEC	25	15
	14	Andrew Mellett (11)											-	6
✓ 1	5	Austin Matthews (11)	T <sub>2</sub> (FAIL 1:39)								Fail	1:39	25	21
✓ 1	5	John Vaughn (9)	1 E <sub>1</sub>	↓ E <sub>1</sub> T <sub>2</sub> S <sub>w</sub>		5					5	DEC	3	-
	2	Levi Stoyee (10)	T <sub>2</sub> TV			4					4		28	21
	16	Tony Nickle (12)		E <sub>1</sub> T <sub>2</sub>		8					8	DEC	3	-
✓ 1	0	Math Tofani (12)		↓ R <sub>2</sub> N <sub>3</sub>		5					5		31	21
✓ 1	1	Kyle Taylor (10)	E <sub>1</sub> T <sub>2</sub>	D E <sub>1</sub>		6					6		-	3
	7	Jamar Henry (11)	T <sub>2</sub>	↓ E <sub>1</sub> T <sub>2</sub>		7					7	DEC	31	24
	18	Forfelt											-	6
✓ 1	8	Austin Moffett (10)									For		31	30

T<sub>2</sub> - Takedown  
 R<sub>2</sub> - Reversal  
 E<sub>1</sub> - Escape  
 N<sub>2</sub> - Near fall  
 N<sub>3</sub> - Near fall (5 seconds)  
 N<sub>4</sub> - Near fall (as a result of injury or bleeding)  
 Sw - Stalling Warning  
 S - Stalling

TV - Technical Violation  
 P - Illegal Hold/Maneuver or Unnecessary Roughness  
 RO - Ride-out  
 C - Caution  
 C<sub>1</sub> - Points Earned After 2nd Caution  
 CM<sub>w</sub> - Coach Misconduct Warning

CM - Coach Misconduct  
 W - Warning  
 FS - False Start  
 UCM - Unsportsmanlike Conduct  
 - Match Point  
 UCT - Unsportsmanlike Conduct  
 - Team Point  
 FMC - Flagrant Misconduct  
 F - 1:38 Fall

TF - 4:25 Technical Fall  
 For - Forfeit  
 Def - Default  
 DQ - Disqualified  
 Dec - Decision  
 MD - Major Decision  
 ▲ - Selects Up  
 ▼ - Selects Down  
 = - Selects Neutral

OT - Overtime  
 SV - Sudden Victory  
 TB - Tiebreaker  
 UTB - Ultimate Tiebreaker  
 IT - Injury Time  
 IT - (= ▲ ▼) choice after 2nd Injury  
 Time-out  
 BT - Blood Time

FINAL SCORE

31 30

NOTE:  
 Circle first point(s) scored





## DUAL MEET SCORESHEET

HOME: Mount Union

VISITOR: Reynolds

DATE: 2.10.12

TIME: 9:34 AM

REFEREE: M. J. Brown 934 AM

CHOICE	WT	WRESTLERS	1ST PERIOD 1:00	2ND PERIOD 3:00	3RD PERIOD 5:00	SCORE	OVERTIME				MATCH SCORE	RESULTS		TEAM SCORE	
							SV	TB1	TB2	UTB		H	V		
✓	152	Dylan Smith (10)	T <sub>2</sub> N <sub>2</sub>	D R <sub>2</sub>	↓ E <sub>1</sub> E <sub>1</sub> S <sub>W</sub> S	8	↑	↑	↑		8	DEC	3	-	
		Levi Stoyen (10)	R <sub>2</sub>	↓ R <sub>2</sub>	T <sub>2</sub> I	7	↑	↑	↑		7		3	0	
	160	Cory Kylon (11)			= T <sub>2</sub> E <sub>1</sub>	3	↑	↑	↑		3		-	3	
✓		Matt Totani (12)		↓ R <sub>2</sub> N <sub>3</sub>	R <sub>2</sub>	7	↑	↑	↑		7	DEC	3	3	
✓	170	Jesse Rhodes (11)		D			↑	↑	↑				-	6	
		Jamaa Henry (11)	T <sub>2</sub>	↓ R <sub>2</sub> (FAIL 2:46)			↑	↑	↑		FAIL	2:46	3	9	
	182	Philip Kyle (10)		E <sub>1</sub> T <sub>2</sub>	↓ E <sub>1</sub> T <sub>2</sub> S <sub>W</sub> T <sub>2</sub>	8	↑	↑	↑		8	DEC	3	-	
✓		Austin Moffett (10)		↓ R <sub>2</sub>	E <sub>1</sub>	5	↑	↑	↑		5		6	9	
✓	195	Darrian Stapleton (10)		D T <sub>2</sub>	↓ E <sub>1</sub>	3	↑	↑	↑		3		-	3	
		Tommy Davis (12)	T <sub>2</sub>	↓ E <sub>1</sub> E <sub>1</sub>		4	↑	↑	↑		4	DEC	6	12	
	220	Kia House (12)		S <sub>W</sub>	↓ E <sub>1</sub>	1	↓ E <sub>1</sub>	↑	↑		2		3	-	
✓		Logan Rickett (11)		↓ E <sub>1</sub>		1	↑	↑	↑		1		9	12	
✓	285	Nikolas Smith (10)		D			↑	↑	↑				-	6	
		Blake Heim (12)	T <sub>2</sub> N <sub>3</sub>	↓ E <sub>1</sub> T <sub>2</sub> (FAIL 1:52)			↑	↑	↑		FAIL	1:52	9	18	
	160	Sage Moist (10)			=		↑	↑	↑				-	6	
✓		Mike Bartolo (9)		↓ E <sub>1</sub> T <sub>2</sub>	T <sub>2</sub> (FAIL 4:52)		↑	↑	↑		FAIL	4:52	9	24	
✓	113	Tyler Foor (11)		D	=	0	↑	↑	↑		0		-	4	
		Alex DiGengorio (10)	T <sub>2</sub>	↓ R <sub>2</sub> N <sub>2</sub>	T <sub>2</sub> N <sub>3</sub>	11	↑	↑	↑		11	MDEC	9	28	
	120	Dylan Knable (12)		(INT 1:17)	↓ E <sub>1</sub>	1	↑	↑	↑		1		-	3	
✓		Neal Engstrom (11)		↓ E <sub>1</sub>		1	T <sub>2</sub>	↑	↑		3	DEC	9	31	
✓	126	Ryan Wilson (12)		↓ C E <sub>1</sub>	C	1	↑	↑	↑		1		-	3	
		Mason McCollum (10)			↓ E <sub>1</sub> T <sub>2</sub>	3	↑	↑	↑		3	DEC	9	34	
	132	Kord Aurand (11)		↑		0	↑	↑	↑		0		-	5	
✓		Dylan D'Urso (12)	T <sub>2</sub> N <sub>3</sub> N <sub>2</sub>	D R <sub>2</sub> N <sub>3</sub> N <sub>3</sub>		15	↑	↑	↑		FAIL	15	2:24	9	39
✓	138	Tyler Long (10)		↓ R <sub>2</sub>	S <sub>W</sub>	2	↑	↑	↑		2		-	3	
		Justin Rhodes (12)		E <sub>1</sub> T <sub>2</sub>	↓ R <sub>2</sub> S <sub>W</sub>	5	↑	↑	↑		5	DEC	9	42	
	145	Forfeit					↑	↑	↑				-	6	
✓		Austin Matthews (11)					↑	↑	↑			FER.	9	48	

T<sub>2</sub> - Takedown  
R<sub>2</sub> - Reversal  
E<sub>1</sub> - Escape  
N<sub>2</sub> - Near fall  
N<sub>3</sub> - Near fall (5 seconds)  
N<sub>4</sub> - Near fall (as a result of injury or bleeding)  
Sw - Stalling Warning  
S - Stalling

TV - Technical Violation  
P - Illegal Hold/Maneuver or Unnecessary Roughness  
RO - Ride-out  
C - Caution  
C<sub>1</sub> - Points Earned After 2nd Caution  
CMW - Coach Misconduct Warning

CM - Coach Misconduct  
W - Warning  
FS - False Start  
UCM - Unsportsmanlike Conduct - Match Point  
UCT - Unsportsmanlike Conduct - Team Point  
FMC - Flagrant Misconduct  
F - 1:38 Fall

TF - 4:25 Technical Fall  
For - Forfeit  
Def - Default  
DQ - Disqualified  
Dec - Decision  
MD - Major Decision  
▲ - Selects Up  
▼ - Selects Down  
= - Selects Neutral

OT - Overtime  
SV - Sudden Victory  
TB - Tiebreaker  
UTB - Ultimate Tiebreaker  
IT - Injury Time  
IT - (= ▲ ▼) choice after 2nd Injury  
Time-out  
BT - Blood Time

NOTE:  
Circle first point(s) scored

FINAL  
SCORE

9 48





## DUAL MEET SCORESHEET

HOME: Fort LeBoeuf

VISITOR: Reynolds

DATE: 2.10.12

TIME: 5:37 pm

REFEREE: J. L. H.

CHOICE	WT	WRESTLERS	1ST PERIOD		1:00	2ND PERIOD		3:00	3RD PERIOD		5:00	SCORE	OVERTIME				MATCH SCORE	MATCH RESULTS	TEAM SCORE		
													SV	TB1	TB2	UTB			H	V	
✓	1/0	Taylor Harrington (11)				↓	E <sub>1</sub>	C				1		↑	↑	↑	1		-	3	
		Jamar Henry (11)					T <sub>2</sub>			↓	E <sub>1</sub>	1	4		↑	↑	↑	4	DEC	0	3
✓	1/2	Craig Cihon (12)	T <sub>2</sub>	T <sub>2</sub>		↓	R <sub>2</sub>	(FALL 2:32)							↑	↑	↑	(FALL)	2:32	6	
		Clay Stoyer (11)		E <sub>1</sub>		D									↑	↑	↑			6	3
✓	1/5	Gage Salusky (11)		E <sub>1</sub>		D									↑	↑	↑			-	6
		Austin Moffett (10)	T <sub>2</sub>	T <sub>2</sub>		↓	E <sub>1</sub>	T <sub>2</sub>	(FALL 2:12)						↑	↑	↑	(FALL)	2:12	6	9
✓	2/0	Evan Daley (11)	T <sub>2</sub>	N <sub>3</sub>		↑		(FALL 2:47)							↑	↑	↑	(FALL)	2:47	6	-
		Tommy Davis (12)				D	S <sub>W</sub>								↑	↑	↑			12	9
✓	2/5	Nate Conti (10)				↓	E <sub>1</sub>	S <sub>W</sub>				3			↑	↑	↑	3		-	3
		Blake Heim (12)								↓	E <sub>1</sub>	T <sub>2</sub>	T <sub>2</sub>		↑	↑	↑	5	DEC	12	12
✓	1/6	Tyler Kuzma (11)					R <sub>2</sub>			↓	INT	1:18	2		↑	↑	↑	2		-	3
		Mike Bartolo (9)	INT	1:50		↓	R <sub>2</sub>	E <sub>1</sub>				3			↑	↑	↑	3	DEC	12	15
✓	1/3	George McGuire (10)													↑	↑	↑		FOR	6	-
		Forfeit													↑	↑	↑			18	15
✓	1/2	Adam Borgia (9)	T <sub>2</sub>			↓	E <sub>1</sub>	T <sub>2</sub>			T <sub>2</sub>	T <sub>2</sub>	(FALL 4:52)		↑	↑	↑	(FALL)	4:52	6	-
		Alex DiGiovanna (10)				D				=	E <sub>1</sub>				↑	↑	↑			24	15
✓	1/2	Brandon Puckley (12)	T <sub>2</sub>			D		C		↓	E <sub>1</sub>		3		↑	↑	↑	3	DEC	3	-
		Mason McCollum (10)		C		↓	C	S <sub>W</sub>				0			↑	↑	↑	0		27	15
✓	1/3	Brad Malinowski (10)				↓	E <sub>1</sub>				S <sub>W</sub>	1			↑	↑	↑	1		-	4
		Dylan D'Urso (12)	T <sub>2</sub>	N <sub>2</sub>	INT	1:12	N <sub>2</sub>	D	T <sub>2</sub>	N <sub>3</sub>		11			↑	↑	↑	11	MDEC	27	19
✓	1/3	Riley Smith (12)				↓	E <sub>1</sub>				C	1			↑	↑	↑	1		-	3
		Justin Rhodes (12)								↓	C	E <sub>1</sub>	1	T <sub>2</sub>	↑	↑	↑	3	DEC	27	22
✓	1/4	Kody Pace (12)	T <sub>2</sub>			↓	E <sub>1</sub>	P				3			↑	↑	↑	3	DEC	3	-
		Levi Stoyer (10)				D		I		↓	S <sub>W</sub>	1			↑	↑	↑	1		30	22
✓	1/5	Forfeit													↑	↑	↑			-	6
		Austin Matthews (11)													↑	↑	↑		FOR	30	28
✓	1/6	Taylor Fox (11)					T <sub>2</sub>			↓	E <sub>1</sub>	T <sub>2</sub>	N <sub>2</sub>	T <sub>2</sub>	S <sub>W</sub>	9		9	DEC	3	-
		Math Tofani (12)				↓	E <sub>1</sub>	E <sub>1</sub>				E <sub>1</sub>				3		3		33	28

T<sub>2</sub> - Takedown  
R<sub>2</sub> - Reversal  
E<sub>1</sub> - Escape  
N<sub>2</sub> - Near fall  
N<sub>3</sub> - Near fall (5 seconds)  
N<sub>4</sub> - Near fall (as a result of injury or bleeding)  
Sw - Stalling Warning  
S - Stalling

TV - Technical Violation  
P - Illegal Hold/Maneuver or Unnecessary Roughness  
RO - Ride-out  
C - Caution  
C<sub>1</sub> - Points Earned After 2nd Caution  
CMW - Coach Misconduct Warning

CM - Coach Misconduct  
W - Warning  
FS - False Start  
UCM - Unsportsmanlike Conduct - Match Point  
UCT - Unsportsmanlike Conduct - Team Point  
FMC - Flagrant Misconduct  
F - 1:38 Fall

TF - 4:25 Technical Fall  
For - Forfeit  
Def - Default  
DQ - Disqualified  
Dec - Decision  
MD - Major Decision  
▲ - Selects Up  
▼ - Selects Down  
= - Selects Neutral

OT - Overtime  
SV - Sudden Victory  
TB - Tiebreaker  
UTB - Ultimate Tiebreaker  
IT - Injury Time  
IT - (= ▲ ▼) choice after 2nd Injury  
Time-out  
BT - Blood Time

FINAL SCORE

33 28

NOTE:  
Circle first point(s) scored






National Federation of State High School Associations



VARSITY  
2012-13

# Wrestling Official Scorebook



OFFICIAL DISTRIBUTOR  
CRAMER PRODUCTS, INC.

WRS



# DUAL MEET SCORESHEET

HOME: McDowell

VISITOR: Reynolds

DATE: 12.11.12 TIME: 9:47 pm

REFEREE: Paul High

CHOICE	WT	WRESTLERS	1ST PERIOD	2ND PERIOD	3RD PERIOD	SCORE	OVERTIME				MATCH SCORE	MATCH RESULTS	TEAM SCORE	
							SV	TB1	TB2	UTB			H	V
✓ 13	8	Noah Buakhart (10)	T <sub>2</sub>	E <sub>1</sub>	CC								-	6
✓ 14	5	Mason McCollum (11)	E <sub>1</sub>	D	E <sub>1</sub> T <sub>2</sub>	3					FAIL 5:52	0	6	
✓ 15	2	Cody Nolan (12)		E <sub>1</sub> T <sub>2</sub> C		3					3 DEC	3	-	
✓ 16	0	Matt Leise (12)			E <sub>1</sub>	1					1	3	6	
✓ 17	2	Ryan Dailey (9)	T <sub>2</sub>	D	E <sub>1</sub> T <sub>2</sub>	3					3	-	3	
✓ 18	2	Levi Stoyer (11)	R <sub>2</sub>	D	E <sub>1</sub> T <sub>2</sub>	5					5 DEC	3	9	
✓ 19	0	Mike Attalla (12)		D									-	6
✓ 20	0	Austin Matthews (12)	T <sub>2</sub> N <sub>2</sub> N <sub>2</sub>	E <sub>1</sub> T <sub>2</sub>	FAIL 3:10						FAIL 3:10	3	15	
✓ 21	0	Joe Campanella (11)		CC	SIAM								-	6
✓ 22	0	Mike Millero (10)			2:37						CONFESSION/DEFAULTED			
✓ 23	8	Kyle Rodgers (12)	T <sub>2</sub> BT <sub>0</sub> 1/43	T <sub>2</sub>							CONCUSSION MGMT 8:52pm	3	21	
✓ 24	2	Austin Moffett (11)	E <sub>1</sub>		5:06						5:06	6	-	
✓ 25	5	Andrew Bradley (12)	T <sub>2</sub>	C									-	6
✓ 26	5	Jamar Henry (12)	E <sub>1</sub>	E <sub>1</sub> T <sub>2</sub>							FAIL 5:15	9	27	
✓ 27	0	JJ Williams (11)	E <sub>1</sub>	I									6	
✓ 28	5	Logan Rickert (12)	T <sub>2</sub>	TV	FAIL 3:14						FAIL 3:14	9	33	
✓ 29	8	Scott Augustine (11)		E <sub>1</sub>		4					4 DEC	3	-	
✓ 30	5	Gene Ringer (9)		R <sub>2</sub>		2					2	12	33	
✓ 31	0	Charlie Lenox (9)	T <sub>2</sub>	FAIL :31							FAIL :31	6	-	
✓ 32	6	Seth Hogue (9)										10	35	
✓ 33	3	Benji Yates (10)									FUR	6	-	
✓ 34	2	Fontsit										24	33	
✓ 35	0	Paul Deitz (12)	T <sub>2</sub> C <sub>1</sub> C	C R <sub>2</sub> N <sub>3</sub> N <sub>3</sub> N <sub>3</sub>	R <sub>2</sub>	17				FAIL 17	4:23	5	-	
✓ 36	2	Nick Nottingham (10)		I		1					1	29	33	
✓ 37	6	Coleman Cousins (11)	T <sub>2</sub>	R <sub>2</sub> T <sub>2</sub>	R <sub>2</sub>	8					8 DEC	3	-	
✓ 38	2	Alex DiGregorio (11)		D E <sub>1</sub>		1					1	32	33	
✓ 39	3	Nick Gibson (12)	T <sub>2</sub> T <sub>2</sub> N <sub>2</sub> N <sub>2</sub> T <sub>2</sub> T <sub>2</sub>	FAIL 1:16								1:16	6	-
✓ 40	2	Dallas Sposito (11)	E <sub>1</sub>	E <sub>1</sub> E <sub>1</sub>								38	32	

T<sub>2</sub> - Takedown  
R<sub>2</sub> - Reversal  
E<sub>1</sub> - Escape  
N<sub>2</sub> - Near fall  
N<sub>3</sub> - Near fall (5 seconds)  
N<sub>4</sub> - Near fall (as a result of injury or bleeding)  
SW - Stalling Warning  
S - Stalling

TV - Technical Violation  
P - Illegal Hold/Maneuver or Unnecessary Roughness  
RO - Ride-out  
C - Caution  
C<sub>1</sub> - Points Earned After 2nd Caution  
CMW - Coach Misconduct Warning

CM - Coach Misconduct  
W - Warning  
FS - False Start  
UCM - Unsportsmanlike Conduct - Match Point  
UCT - Unsportsmanlike Conduct - Team Point  
FMC - Flagrant Misconduct  
F - 1:38 Fall

TF - 4:25 Technical Fall  
For - Forfeit  
Def - Default  
DQ - Disqualified  
Dec - Decision  
MD - Major Decision  
▲ - Selects Up  
▼ - Selects Down  
= - Selects Neutral

OT - Overtime  
SV - Sudden Victory  
TB - Tiebreaker  
UTB - Ultimate Tiebreaker  
IT - Injury Time  
IT - (= ▲ ▼) choice after 2nd Injury Time-out  
BT - Blood Time

FINAL SCORE

NOTE:  
Circle first point(s) scored

4:23





# DUAL MEET SCORESHEET

HOME: Erie Prep

VISITOR: Reynolds

DATE: 12.18.12 TIME: 8:14 pm

REFEREE: X. L. [Signature]

CHOICE	WT	WRESTLERS	1ST PERIOD	2ND PERIOD	3RD PERIOD	SCORE	OVERTIME				MATCH SCORE	MATCH RESULTS	TEAM SCORE	
							SV	TB1	TB2	UTB			H	V
✓ 19	5	Forfeit											-	6
		Denton Zeronas (11)										For.	0	6
✓ 22	0	Forfeit											-	6
		Logan Rickett (12)										For.	0	12
✓ 28	5	Forfeit											-	6
		Gene Ringer (9)										For.	0	18
✓ 10	6	Carmen Cioffi (9)		C C		1					1		-	3
		Seth House (9)		↓ R <sub>2</sub>		6					6	DEC	0	21
✓ 11	3	Ta'Naz Gregory (9)	(T <sub>2</sub> ) N <sub>3</sub>	D		7					7	DEC	3	-
		Mike Bartolo (10)	E <sub>1</sub> T <sub>2</sub>	↓ E <sub>1</sub> T <sub>2</sub>		6					6		3	21
✓ 12	0	Jacob Gromacki (11)	(T <sub>2</sub> ) T <sub>2</sub> T <sub>2</sub>	↓ E <sub>1</sub> T <sub>2</sub> BTD R <sub>2</sub> N <sub>3</sub>		21					21	4:25	5	-
		Nick Nottingham (10)	E <sub>1</sub> E <sub>1</sub>	D R <sub>2</sub>		4					4		8	21
✓ 12	6	Alex Root (11)	(T <sub>2</sub> ) N <sub>3</sub> N <sub>2</sub>	D	FALL 2:43						FALL 2:43		6	-
		Alec Shannon (9)		↓	UCT - 1								13	21
✓ 13	2	Bean Coletta (12)			BTD 1:17	2	T <sub>2</sub>				4	DEC	3	-
		Mason McCallum (11)		↓	↓ R <sub>2</sub> INT 1:42	2					2		16	21
✓ 13	8	Andrew Hutzel (11)		D E <sub>1</sub>		3					3		-	4
		Math Leise (12)	(T <sub>2</sub> ) N <sub>3</sub>	↓ R <sub>2</sub> T <sub>2</sub>		12					12	MDEC	16	25
✓ 14	5	Teagan O'Sullivan (10)		↓		1					1		-	3
		Levi Stoyzer (11)	(T <sub>2</sub> )	D		4					4	DEC	16	28
✓ 15	2	Dan Krysiak (12)	E <sub>1</sub>	↓ E <sub>1</sub>		2					2		-	4
		Austin Matthews (12)	(T <sub>2</sub> ) N <sub>3</sub> T <sub>2</sub> N <sub>3</sub>			13					13	MDEC	16	32
✓ 16	0	Conner Wuest (10)		↓ E <sub>1</sub>		1					1		-	3
		Curtis Arnold (12)	(T <sub>2</sub> )	D		3					3	DEC	16	35
✓ 17	0	John Wegley (12)											-	6
		Austin Moffett (11)	(T <sub>2</sub> )									FALL 1:45	16	41
✓ 18	2	Forfeit											-	6
		Jamaa Henry (12)										For.	16	47

-1 UCT PREP

FINAL SCORE 16 47

NOTE: Circle first point(s) scored



T<sub>2</sub> - Takedown  
R<sub>2</sub> - Reversal  
E<sub>1</sub> - Escape  
N<sub>2</sub> - Near fall  
N<sub>3</sub> - Near fall (5 seconds)  
N<sub>4</sub> - Near fall (as a result of injury or bleeding)  
Sw - Stalling Warning  
S - Stalling

TV - Technical Violation  
P - Illegal Hold/Maneuver or Unnecessary Roughness  
RO - Ride-out  
C - Caution  
C<sub>1</sub> - Points Earned After 2nd Caution  
CMW - Coach Misconduct Warning

CM - Coach Misconduct  
W - Warning  
FS - False Start  
UCM - Unsportsmanlike Conduct - Match Point  
UCT - Unsportsmanlike Conduct - Team Point  
FMC - Flagrant Misconduct  
F - 1:38 Fall

TF - 4:25 Technical Fall  
For - Forfeit  
Def - Default  
DQ - Disqualified  
Dec - Decision  
MD - Major Decision  
▲ - Selects Up  
▼ - Selects Down  
= - Selects Neutral

OT - Overtime  
SV - Sudden Victory  
TB - Tiebreaker  
UTB - Ultimate Tiebreaker  
IT - Injury Time  
IT - (= ▲ ▼) choice after 2nd Injury Time-out  
BT - Blood Time



# DUAL MEET SCORESHEET

HOME: LAKEVIEW

VISITOR: Reynolds

DATE: 12-20-12 TIME: 9:01 pm

REFEREE: RP

CHOICE	WT	WRESTLERS	1ST PERIOD	=	2ND PERIOD	=	3RD PERIOD	SCORE	OVERTIME				MATCH SCORE	MATCH RESULTS	TEAM SCORE		
									SV	TB1	TB2	UTB			H	V	
✓	152	Forfeit														-	6
		Austin Matthews (12)												For.	0	6	
✓	160	Marty Baughman (11)		↓												-	6
		Curtis Arnold (12)	T2	D N3		↓	R2 FAIL 4:40						Fail	4:40	0	12	
✓	170	Tony Jones (12)		↓												-	6
		Austin Moffett (11)	T2 N3 N3		FAIL 3:16								Fail	3:16	0	18	
		Jess Amon (11)	E1 E1													-	6
✓	182	JAMAR HENRY (12)	T2 T2 N2 T2		FAIL 1:05								Fail	1:05	0	24	
✓	195	Marguis Spence (11)	E1 E1	↓	E1 E1			4				4				-	3
		Denton Zeronas (11)	T2 T2		T2	↓		6				6	DEC	0	27		
2	20	Andrew Clayton (10)		↓												-	6
✓		Logan Rickett (12)	T2	D	FAIL 3:46								Fail	3:46	0	33	
✓	285	Samuel Breese (11)		D	INT 1:21	↓	E1 S	1 T2				3	DEC	3	-		
		Gene Ringer (9)	BTD 1:40	↓	C E1		S	1				1				3	33
10		Forfeit														-	6
✓	6	Seth Hague (9)													For.	3	39
✓	113	Evan Clayton (12)	E1 E1	↓	C E1		E1	4				4				-	4
		Mike Bartolo (10)	T2 T2 T2		T2	↓	R2 C T2	12				12	MDEC	3	43		
12		Adam Dosch (12)													For.	6	-
✓	120	Forfeit														9	43
✓	122	Jake Heim (11)	T2	↓	R2 BTD 1:46 C		BTD 1:20 T2 BTD 1:51	6				6	DEC	3	-		
		Nick Nottingham (10)				=		0				0			12	43	
13		Trevor Williams (9)	E1	↓												-	6
✓	132	Mason McCollum (11)	T2 T2	D	FAIL 3:09								Fail	3:09	12	49	
✓	138	Dustin Schleifer (12)	R2 R2	↓			C	4				4				-	4
		Matt Leise (12)	T2 R2 R2		N3	↓	R2 N3 N3	17				17	MDEC	12	53		
✓	145	Brandon Persch (12)														-	6
		Levi Stayer (11)	T2 N2												1:39	12	59

- T2 - Takedown
- R2 - Reversal
- E1 - Escape
- N2 - Near fall
- N3 - Near fall (5 seconds)
- N4 - Near fall (as a result of injury or bleeding)
- Sw - Stalling Warning
- S - Stalling

- TV - Technical Violation
- P - Illegal Hold/Maneuver or Unnecessary Roughness
- RO - Ride-out
- C - Caution
- C1 - Points Earned After 2nd Caution
- CMW - Coach Misconduct Warning

- CM - Coach Misconduct
- W - Warning
- FS - False Start
- UCM - Unsportsmanlike Conduct - Match Point
- UCT - Unsportsmanlike Conduct - Team Point
- FMC - Flagrant Misconduct
- F - 1:38 Fall

- TF - 4:25 Technical Fall
- For - Forfeit
- Def - Default
- DQ - Disqualified
- Dec - Decision
- MD - Major Decision
- ▲ - Selects Up
- ▼ - Selects Down
- = - Selects Neutral

- OT - Overtime
- SV - Sudden Victory
- TB - Tiebreaker
- UTB - Ultimate Tiebreaker
- IT - Injury Time
- IT - (= ▲ ▼) choice after 2nd Injury Time-out
- BT - Blood Time

NOTE:  
Circle first point(s) scored

FINAL SCORE **12 59**





# DUAL MEET SCORESHEET

HOME: Reynolds

VISITOR: Ft. LeBoeuf

DATE: 1/2/13

TIME: 10:07 pm

REFEREE: [Signature]

CHOICE	WT	WRESTLERS	1ST PERIOD					2ND PERIOD					3RD PERIOD					SCORE	OVERTIME				MATCH SCORE	MATCH RESULTS	TEAM SCORE	
																			SV	TB1	TB2	UTB			H	V
✓ 28	5	Gene Ringer (9)						S	S									1					1		-	3
✓ 10	6	Nate Conti (11)						↓	(E1)	1								2					2	DEC	0	3
✓ 10	6	Seth Hogue (9)	T2																				FAIL	36	6	-
		Isaac Bengel (9)																							6	3
✓ 13	3	Michael Bantolo (10)	T2					↓	R2	1								5					5		-	3
✓ 12	0	Jarrett Carter (9)	E1 T2 C					D		R2	1							10					10	DEC	6	6
✓ 12	0	Nick Nottingham (10)						D										0					0		-	3
		Tyler Kuzma (11)	T2					↓	R2									4					4	DEC	6	9
✓ 12	6	Neal Engstrom (12)	E1					↓										2					2		-	3
		Adam Borgia (11)	T2 TV					D										4					4	DEC	6	12
✓ 13	2	Mason McCollum (11)	E1					D	N2		E1							7					7		-	3
		George McGuire (11)	T2	T2 N2				↓	R2	N3								11					11	DEC	6	15
✓ 13	8	Math Leise (12)	E1 T2 N3						R2	T2													FAIL	5:36	6	-
✓ 14	5	Nick Steiner (11)						↑	E1																12	15
✓ 14	5	Levi Stayer (11)	E1					D		T2 N3								7					7	DEC	3	-
		Brad Malenowski (11)	T2 C					↓	E1	S C								3					3		15	15
✓ 15	2	Austin Matthews (12)	T2																				FAIL	37	6	-
		Taylor Harrington (12)																							21	15
✓ 16	0	Curtis Arnold (12)	E1					D										4					4		-	4
		Taylor Fox (12)	T2	T2				↓	E1	T2								13					13	MDEC	21	19
✓ 17	0	Mike Millers (10)								1								4					4	DEC	3	-
		Jack Middleton (12)						↓	(E1)	P								1					1		24	19
✓ 18	2	Austin Moffett (11)	T2																				FAIL	1:26	6	-
		Gage Salusky (12)	E1																						30	19
✓ 19	5	Samar Henry (12)								T2								7					7	DEC	3	-
		Garrett Renwald (10)						↓	(E1)									2					2		33	19
✓ 23	0	Logan Rickett (12)	E1 T2					D																	-	6
		Evan Daley (12)	T2	E1				↓	R2	N3 N2													FAIL	5:24	33	25

T2 - Takedown  
 R2 - Reversal  
 E1 - Escape  
 N2 - Near fall  
 N3 - Near fall (5 seconds)  
 N4 - Near fall (as a result of injury or bleeding)  
 Sw - Stalling Warning  
 S - Stalling  
 TV - Technical Violation  
 P - Illegal Hold/Maneuver or Unnecessary Roughness  
 RO - Ride-out  
 C - Caution  
 C1 - Points Earned After 2nd Caution  
 CMW - Coach Misconduct Warning

CM - Coach Misconduct  
 W - Warning  
 FS - False Start  
 UCM - Unsportsmanlike Conduct  
 UCT - Unsportsmanlike Conduct - Team Point  
 FMC - Flagrant Misconduct  
 F - 1:38 Fall

TF - 4:25 Technical Fall  
 For - Forfeit  
 Def - Default  
 DQ - Disqualified  
 Dec - Decision  
 MD - Major Decision  
 ▲ - Selects Up  
 ▼ - Selects Down  
 = - Selects Neutral

OT - Overtime  
 SV - Sudden Victory  
 TB - Tiebreaker  
 UTB - Ultimate Tiebreaker  
 IT - Injury Time  
 IT - (=▲▼) choice after 2nd Injury  
 Time-out  
 BT - Blood Time

NOTE: Circle first point(s) scored

FINAL SCORE

33 25





## DUAL MEET SCORESHEET

HOME: West MiddlesexVISITOR: ReynoldsDATE: 1/5/13 TIME: 9:37 AMREFEREE: W. J. Owen

CHOICE	WT	WRESTLERS	1ST PERIOD	=	2ND PERIOD	=	3RD PERIOD	SCORE	OVERTIME				MATCH SCORE	MATCH RESULTS	TEAM SCORE	
									SV	TB1	TB2	UTB			H	V
✓	120	Aidan Bellucci (9)		↓			E <sub>1</sub>	1	↑	↑	↑	1		-	3	
		Nick Nottingham (10)	T <sub>2</sub>	D		↓	R <sub>2</sub>	4	↑	↑	↑	4	DEC	0	3	
✓	126	Forfeit							↑	↑	↑			-	6	
		Dallas Sposito (11)							↑	↑	↑		For.	0	9	
✓	132	Gavin Kroeson (10)	R <sub>2</sub>	↓			FAIL 5:29		↑	↑	↑	FAIL 5:29		6	-	
		Mason McCollum (11)	T <sub>2</sub>	D N <sub>2</sub> N <sub>3</sub>		↓	R <sub>2</sub>		↑	↑	↑			6	9	
✓	138	Brandon Dick (10)							↑	↑	↑			-	6	
		Matt Leise (12)	T <sub>2</sub>	FAIL 1:55					↑	↑	↑	FAIL 1:55		6	15	
✓	145	David Cook (11)							↑	↑	↑			-	6	
		Levi Stayer (11)	T <sub>2</sub>	FAIL 1:32					↑	↑	↑	FAIL 1:32		6	21	
✓	152	Forfeit							↑	↑	↑			-	6	
		Austin Matthews (12)							↑	↑	↑		For.	6	28	
✓	160	Forfeit							↑	↑	↑			-	6	
		Michael Millero (10)							↑	↑	↑		For.	6	33	
✓	170	Eric Lucich (10)							↑	↑	↑			-	6	
		Austin Moffett (11)	T <sub>2</sub>	FAIL 1:05					↑	↑	↑	FAIL 1:05		6	39	
✓	182	Forfeit							↑	↑	↑			-	6	
		Jamar Henry (12)							↑	↑	↑		For.	6	45	
✓	195	Forfeit							↑	↑	↑			-	6	
		Denton Zeonnas (11)							↑	↑	↑		For.	6	51	
✓	220	Forfeit							↑	↑	↑			-	6	
		Logan Rickett (12)							↑	↑	↑		For.	6	57	
✓	285	Jacob Keller (10)	C						↑	↑	↑			-	6	
		Gene Ringler (9)	T <sub>2</sub>	FAIL 1:46					↑	↑	↑	1:46		6	63	
✓	106	Mitchell Murray (9)	E <sub>1</sub> E <sub>1</sub> E <sub>1</sub> ↑		E <sub>1</sub> E <sub>1</sub>				↑	↑	↑			-	6	
		Seth Hogue (9)	C(T <sub>2</sub> ) T <sub>2</sub> T <sub>2</sub> T <sub>2</sub> N <sub>2</sub> D R <sub>2</sub> C		= T <sub>2</sub> T <sub>2</sub> T <sub>2</sub>		FAIL 5:46		↑	↑	↑	FAIL 5:46		6	69	
✓	113	Forfeit							↑	↑	↑			-	6	
		Michael Bartolo (10)							↑	↑	↑		For.	6	75	

T<sub>2</sub> - Takedown  
 R<sub>2</sub> - Reversal  
 E<sub>1</sub> - Escape  
 N<sub>2</sub> - Near fall  
 N<sub>3</sub> - Near fall (5 seconds)  
 N<sub>4</sub> - Near fall (as a result of injury or bleeding)  
 Sw - Stalling Warning  
 S - Stalling

TV - Technical Violation  
 P - Illegal Hold/Maneuver or Unnecessary Roughness  
 RO - Ride-out  
 C - Caution  
 C<sub>1</sub> - Points Earned After 2nd Caution  
 CM<sub>w</sub> - Coach Misconduct Warning

CM - Coach Misconduct  
 W - Warning  
 FS - False Start  
 UCM - Unsportsmanlike Conduct - Match Point  
 UCT - Unsportsmanlike Conduct - Team Point  
 FMC - Flagrant Misconduct  
 F - 1:38 Fall

TF - 4:25 Technical Fall  
 For - Forfeit  
 Def - Default  
 DQ - Disqualified  
 Dec - Decision  
 MD - Major Decision  
 ▲ - Selects Up  
 ▼ - Selects Down  
 = - Selects Neutral

OT - Overtime  
 SV - Sudden Victory  
 TB - Tiebreaker  
 UTB - Ultimate Tiebreaker  
 IT - Injury Time  
 IT - (= ▲ ▼) choice after 2nd Injury Time-out  
 BT - Blood Time

NOTE:  
 Circle first point(s) scored

FINAL  
 SCORE

6 75





## DUAL MEET SCORESHEET

HOME:		Hickory		VISITOR:		Reynolds		DATE:		1/5/13		TIME:		11:16 AM		REFEREE:		J. W. J.	
CHOICE	WT	WRESTLERS	1ST PERIOD	2ND PERIOD	3RD PERIOD	SCORE	OVERTIME				MATCH SCORE	MATCH RESULTS	TEAM SCORE						
							SV	TB1	TB2	UTB			H	V					
✓	126	Mason Dean (10)	T <sub>2</sub>	= T <sub>2</sub> T <sub>2</sub>	E <sub>1</sub> T <sub>2</sub>	(FAN 5:20)					FAIL	5:20	6	-					
		Dallas Sposito (11)		E <sub>1</sub>									6						
✓	132	Kyle Boyd (10)	T <sub>2</sub>										-	6					
		Mason McCollum (11)	T <sub>2</sub>	(FAN :47)							FAIL	:47	6	6					
✓	138	Noah Bianco (10)	T <sub>2</sub> S	↓ R <sub>2</sub> N <sub>3</sub>									-	6					
		MATT LEISE (12)		R <sub>2</sub>	↓ R <sub>2</sub>	(FAN 5:00)					FAIL	5:00	6	12					
✓	145	John Sims (9)	E <sub>1</sub>	↓ R <sub>2</sub> E <sub>1</sub>	S	4					4		-	4					
		Levi Stoyser (11)	T <sub>2</sub> N <sub>2</sub>	D N <sub>2</sub> E <sub>1</sub> T <sub>2</sub> T <sub>2</sub>	↓ E <sub>1</sub> T <sub>2</sub>	14					14	MDEC	6	16					
✓	152	Tom Beekinyi (11)											-	6					
		Austin Matthews (12)	T <sub>2</sub> N <sub>2</sub> N <sub>2</sub> N <sub>2</sub>	(FAN 1:02)							FAIL	1:02	6	22					
✓	160	Jacione Cromarti (10)											-	6					
		MIKE MILKENO (10)	T <sub>2</sub> N <sub>2</sub>	(FAN 1:28)							FAIL	1:28	6	28					
✓	170	Robbie Thomas (9)											-	6					
		Austin Moffett (11)	T <sub>2</sub>	(FAN :46)							FAIL	:46	6	34					
✓	182	Dominic Lenzi (10)	E <sub>1</sub> E <sub>1</sub> E <sub>1</sub>	=									-	6					
		Jamar Henry (12)	T <sub>2</sub> T <sub>2</sub> T <sub>2</sub> T <sub>2</sub> N <sub>3</sub>	D T <sub>2</sub>	(FAN 3:01)						FAIL	3:01	6	40					
✓	195	Joe Hines (12)	T <sub>2</sub>	↓ E <sub>1</sub> T <sub>2</sub> T <sub>2</sub> P T <sub>2</sub>	T <sub>2</sub>	11					11	DEC	3	-					
		Denton Zeonas (11)		E <sub>1</sub> I E <sub>1</sub>	↓ E <sub>1</sub> E <sub>1</sub>	5					5		9	40					
✓	220	Janed Milley (9)											-	6					
		Logan Rickett (12)	T <sub>2</sub>	(FAN :41)							FAIL	:41	9	46					
✓	285	Gary Freemysa (9)	E <sub>1</sub>										-	6					
		Gene Ringer (9)	T <sub>2</sub> T <sub>2</sub>	(FAN 1:41)							FAIL	1:41	9	52					
✓	106	Justin Walter (10)											-	6					
		Seth Hogue (9)		(FAN 1:26)							FAIL	1:26	9	58					
✓	113	Forfeit											-	6					
		Michael Bartolo (10)									For		9	64					
✓	120	Stanford Dessau (10)	T <sub>2</sub> TV	= T <sub>2</sub> R <sub>2</sub>		6					6		-	3					
		Nick Nottingham (10)	I E <sub>1</sub>	D E <sub>1</sub> T <sub>2</sub>	↓ E <sub>1</sub> T <sub>2</sub> N <sub>3</sub>	11					11	DEC	9	67					

FINAL SCORE 9 67

NOTE:  
Circle first point(s) scored

T<sub>2</sub> - Takedown  
 R<sub>2</sub> - Reversal  
 E<sub>1</sub> - Escape  
 N<sub>2</sub> - Near fall  
 N<sub>3</sub> - Near fall (5 seconds)  
 N<sub>4</sub> - Near fall (as a result of injury or bleeding)  
 Sw - Stalling Warning  
 S - Stalling

TV - Technical Violation  
 P - Illegal Hold/Maneuver or Unnecessary Roughness  
 RO - Ride-out  
 C - Caution  
 C<sub>1</sub> - Points Earned After 2nd Caution  
 CMW - Coach Misconduct Warning

CM - Coach Misconduct  
 W - Warning  
 FS - False Start  
 UCM - Unsportsmanlike Conduct - Match Point  
 UCT - Unsportsmanlike Conduct - Team Point  
 FMC - Flagrant Misconduct  
 F - 1:38 Fall

TF - 4:25 Technical Fall  
 For - Forfeit  
 Def - Default  
 DQ - Disqualified  
 Dec - Decision  
 MD - Major Decision  
 ▲ - Selects Up  
 ▼ - Selects Down  
 = - Selects Neutral

OT - Overtime  
 SV - Sudden Victory  
 TB - Tiebreaker  
 UTB - Ultimate Tiebreaker  
 IT - Injury Time  
 IT - (= ▲ ▼) choice after 2nd Injury Time-out  
 BT - Blood Time



MEGA DUALS  
MEGA DUALS

DUAL MEET SCORESHEET

HOME: MERCER

VISITOR: Reynolds

DATE: 1/5/13

TIME: 2:21 pm

REFEREE: EMC

CHOICE	WT	WRESTLERS	1ST PERIOD	2ND PERIOD	3RD PERIOD	SCORE	OVERTIME				MATCH SCORE	MATCH RESULTS	TEAM SCORE	
							SV	TB1	TB2	UTB			H	V
✓ 138		Rodney Brandt (10)	E <sub>1</sub> T <sub>2</sub>	D T <sub>2</sub>									-	6
		CAM CIANCI (12)	T <sub>2</sub> E <sub>1</sub> T <sub>2</sub>	↓ E <sub>1</sub> R <sub>2</sub>	FAIL 3:48						FAIL 3:48		0	6
✓ 145		Alex Shaffer (12)	E <sub>1</sub>	↓ E <sub>1</sub> I E <sub>1</sub> E <sub>1</sub>	S	5					5		-	3
✓ 152		Levi Stoyee (11)	T <sub>2</sub> C	D P T <sub>2</sub> T <sub>2</sub>	↓ E <sub>1</sub> T <sub>2</sub>	9					9	DEC	0	9
✓ 152		Eli Rutter (11)											-	6
		Austin Matthews (12)	T <sub>2</sub> FAIL 1:30								FAIL 1:30		0	15
✓ 160		Clay Ruffo (10)			↓ E <sub>1</sub>	1					1		-	3
✓ 160		Mike Millers (10)		↓ E <sub>1</sub> C T <sub>2</sub>		3					3	DEC	0	18
✓ 170		Austin Slagle (12)		D E <sub>1</sub>									-	6
		Austin Moffett (11)	T <sub>2</sub>	↓ R <sub>2</sub> T <sub>2</sub>	FAIL 2:31						FAIL 2:31		0	24
✓ 182		Forfeit											-	6
✓ 182		JAMAR HENRY (12)										FOR	0	30
✓ 195		Ryan Brunson (12)		↓ E <sub>1</sub> E <sub>1</sub>	E <sub>1</sub>	3					3		-	3
		Denton Zerouns (11)		T <sub>2</sub>	↓ E <sub>1</sub> T <sub>2</sub>	5					5	DEC	0	33
✓ 200		Brian Phillips (11)											-	6
✓ 200		Logan Rickert (12)	T <sub>2</sub> FAIL 1:47								FAIL 1:47		0	39
✓ 205		Jon Hennegan (11)		↓ E <sub>1</sub>	E <sub>1</sub>	2					2		-	3
		Gene Rungea (9)		T <sub>2</sub>	↓ R <sub>2</sub>	4					4	DEC	0	42
✓ 210		Preston Hoover (10)		↓ S		0					0		-	3
✓ 210		Seth Hogue (9)	T <sub>2</sub>	D		2					2	DEC	0	45
✓ 213		Austin King (11)		D									-	6
		Michael Bartolo (10)	T <sub>2</sub> N <sub>3</sub> N <sub>2</sub> N <sub>3</sub>	↓ R <sub>2</sub>	FAIL 2:27						FAIL 2:27		0	51
✓ 220		Ben Shaffer (10)		↓	E <sub>1</sub>								-	6
✓ 220		Nick Nottingham (10)	T <sub>2</sub>	D	↓ E <sub>1</sub> T <sub>2</sub> T <sub>2</sub>	FAIL 5:41					FAIL 5:41		0	57
✓ 226		Trevor Fowler (11)		D T <sub>2</sub>							FAIL 3:23		6	-
✓ 226		Dallas Sposito (11)	T <sub>2</sub> N <sub>2</sub>	=									6	57
✓ 232		Forfeit											-	6
		Mason McCollum (11)										FOR	6	63

T<sub>2</sub> - Takedown  
R<sub>2</sub> - Reversal  
E<sub>1</sub> - Escape  
N<sub>2</sub> - Near fall  
N<sub>3</sub> - Near fall (5 seconds)  
N<sub>4</sub> - Near fall (as a result of injury or bleeding)  
Sw - Stalling Warning  
S - Stalling

TV - Technical Violation  
P - Illegal Hold/Maneuver or Unnecessary Roughness  
RO - Ride-out  
C - Caution  
C<sub>1</sub> - Points Earned After 2nd Caution  
CMW - Coach Misconduct Warning

CM - Coach Misconduct  
W - Warning  
FS - False Start  
UCM - Unsportsmanlike Conduct - Match Point  
UCT - Unsportsmanlike Conduct - Team Point  
FMC - Flagrant Misconduct  
F - 1:38 Fall

TF - 4:25 Technical Fall  
For - Forfeit  
Def - Default  
DQ - Disqualified  
Dec - Decision  
MD - Major Decision  
▲ - Selects Up  
▼ - Selects Down  
= - Selects Neutral

OT - Overtime  
SV - Sudden Victory  
TB - Tiebreaker  
UTB - Ultimate Tiebreaker  
IT - Injury Time  
IT - (= ▲ ▼) choice after 2nd Injury Time-out  
BT - Blood Time

NOTE:  
Circle first point(s) scored

FINAL SCORE





## DUAL MEET SCORESHEET

HOME: SharpsvilleVISITOR: ReynoldsDATE: 1/5/13TIME: 4:16 pmREFEREE: John Butch

CHOICE	WT	WRESTLERS	1ST PERIOD	2ND PERIOD	3RD PERIOD	SCORE	OVERTIME				MATCH SCORE	MATCH RESULTS	TEAM SCORE	
							SV	TB1	TB2	UTB			H	V
✓ 14		JOEY Pagliaroli (12)		D				↑	↑	↑			-	6
✓ 15		LEVI Stoyer (11)	T <sub>2</sub>	↓ R <sub>2</sub> N <sub>3</sub>	T <sub>2</sub> N <sub>3</sub> (FAIL 5:42)			↑	↑	↑	FAIL	5:42	0	6
✓ 15		CHRIS Williams (12)						↑	↑	↑			-	6
✓ 15		Austin Matthews (12)	T <sub>2</sub> N <sub>3</sub> (FAIL 1:25)					↑	↑	↑	FAIL	1:25	0	12
✓ 16		BEN Bucher (11)		↓ E <sub>1</sub>	N <sub>3</sub> E <sub>1</sub>	5		↑	↑	↑	5	DEC	3	-
✓ 16		MIKE Milano (10)			↓ R <sub>2</sub>	2		↑	↑	↑	2		3	12
✓ 17		GAGE Priestler (11)	T <sub>2</sub> E <sub>1</sub>	↓				↑	↑	↑			-	6
✓ 17		Austin Moffett (11)	R <sub>2</sub> T <sub>2</sub> N <sub>2</sub>	D N <sub>3</sub> (FAIL 3:21)				↑	↑	↑	FAIL	3:21	3	18
✓ 18		ALEX Molina (12)	E <sub>1</sub>	D	INT 1:27	4		↑	↑	↑	4		-	4
✓ 18		JAMAR Henry (12)	T <sub>2</sub> T <sub>2</sub>	↓ E <sub>1</sub> T <sub>2</sub>	T <sub>2</sub> T <sub>2</sub> T <sub>2</sub>	13		↑	↑	↑	13	MDEC	3	22
✓ 19		Cody Hughes (12)			↓ R <sub>2</sub> S	2		↑	↑	↑	4	DEC	3	-
✓ 19		Denton Zeronas (11)		↓ E <sub>1</sub>	E <sub>1</sub>	2		↑	↑	↑	2		6	22
✓ 20		JAKE Llewellyn (11)		D				↑	↑	↑			-	6
✓ 20		Logan Rickett (12)	T <sub>2</sub>	↓ E <sub>1</sub> T <sub>2</sub> (FAIL 3:54)				↑	↑	↑	FAIL	3:54	6	28
✓ 23		Kaleb Robertson (12)		↓ E <sub>1</sub>	E <sub>1</sub>	2		↑	↑	↑	2		-	3
✓ 25		GENE Ringer (9)	T <sub>2</sub>	D	↓ E <sub>1</sub> T <sub>2</sub>	5		↑	↑	↑	5	DEC	6	31
✓ 10		ANDY Ryan (9)	E <sub>1</sub> E <sub>1</sub>	D E <sub>1</sub>				↑	↑	↑			-	6
✓ 10		SETH Hogue (9)	T <sub>2</sub> T <sub>2</sub> T <sub>2</sub> N <sub>3</sub>	= T <sub>2</sub> T <sub>2</sub> C (FAIL 2:34)				↑	↑	↑	FAIL	2:34	6	37
✓ 11		CHASE Serafin (9)						↑	↑	↑			-	6
✓ 13		MICHAEL Bartolo (10)	T <sub>2</sub> N <sub>3</sub> N <sub>2</sub> N <sub>3</sub> (FAIL 1:25)					↑	↑	↑	FAIL	1:25	6	43
✓ 12		JOE Sofranko (11)		↓ R <sub>2</sub> N <sub>2</sub>	R <sub>2</sub>	6		↑	↑	↑	6		-	3
✓ 10		NICK Nottingham (10)		R <sub>2</sub> N <sub>2</sub>	↓ R <sub>2</sub> N <sub>3</sub> R <sub>2</sub>	11		↑	↑	↑	11	DEC	6	46
✓ 12		AUSTIN Szusz (11)	T <sub>2</sub> N <sub>3</sub>	↓ R <sub>2</sub> N <sub>3</sub> (FAIL 3:04)				↑	↑	↑	FAIL	3:04	6	-
✓ 12		DALLAS Spassito (11)		D				↑	↑	↑			12	46
✓ 13		MILES Bowser (10)		D				↑	↑	↑			-	6
✓ 12		MASON McCallum (11)	T <sub>2</sub> N <sub>3</sub>	↓ E <sub>1</sub> T <sub>2</sub> (FAIL 3:09)				↑	↑	↑	FAIL	3:09	12	52
✓ 13		CHRIS ENOS (10)	BTB 1:52		↓	0		↑	↑	↑	0		-	3
✓ 13		MATT LEISE (12)	BTB 2:35	↓ E <sub>1</sub>	C N <sub>3</sub>	4		↑	↑	↑	4	DEC	12	55

FINAL SCORE 12 55

T<sub>2</sub> - Takedown  
R<sub>2</sub> - Reversal  
E<sub>1</sub> - Escape  
N<sub>2</sub> - Near fall  
N<sub>3</sub> - Near fall (5 seconds)  
N<sub>4</sub> - Near fall (as a result of injury or bleeding)  
Sw - Stalling Warning  
S - Stalling

TV - Technical Violation  
P - Illegal Hold/Maneuver or Unnecessary Roughness  
RO - Ride-out  
C - Caution  
G<sub>1</sub> - Points Earned After 2nd Caution  
CM<sub>w</sub> - Coach Misconduct Warning

CM - Coach Misconduct  
W - Warning  
FS - False Start  
UCM - Unsportsmanlike Conduct - Match Point  
UCT - Unsportsmanlike Conduct - Team Point  
FMC - Flagrant Misconduct  
F - 1:38 Fall

TF - 4:25 Technical Fall  
For - Forfeit  
Def - Default  
DQ - Disqualified  
Dec - Decision  
MD - Major Decision  
▲ - Selects Up  
▼ - Selects Down  
= - Selects Neutral

OT - Overtime  
SV - Sudden Victory  
TB - Tiebreaker  
UTB - Ultimate Tiebreaker  
IT - Injury Time  
IT - (= ▲ ▼) choice after 2nd Injury  
Time-out  
BT - Blood Time

NOTE:  
Circle first point(s) scored





MEGA DUALS

## DUAL MEET SCORESHEET

HOME: Slippery RockVISITOR: ReynoldsDATE: 1/5/13TIME: 6:42 pmREFEREE: J. R. Parnell

CHOICE	WT	WRESTLERS	1ST PERIOD	2ND PERIOD	3RD PERIOD	SCORE	OVERTIME				MATCH SCORE	MATCH RESULTS	TEAM SCORE	
							SV	TB1	TB2	UTB			H	V
✓	160	Forfeit											-	6
		MIKE MILERO (10)										For	0	6
✓	170	SHANE SLATER (9)	5										-	6
		Austin Moffett (11)	T <sub>2</sub>	FAIL 1:36								Fail	1:36	0 12
✓	182	ZANE WOLF (10)	E <sub>1</sub>										-	6
		JAMAR HENRY (12)	T <sub>2</sub> N <sub>3</sub> N <sub>3</sub>	T <sub>2</sub> N <sub>3</sub>	E <sub>1</sub> P T <sub>2</sub>	FAIL 3:57						Fail	3:57	0 18
✓	195	TIM KERR (12)					1					1	-	3
✓		Denton Zearns (11)	T <sub>2</sub>				5					5	DEC	0 21
✓	220	Forfeit											-	6
		Logan Rickert (12)											For	0 27
✓	285	FORREST CHRISTMANN (12)											Fail	3:00 6 -
		Gerrit Ringer (9)											6	27
✓	106	Forfeit											-	6
		Seth Hague (9)											For	6 33
✓	130	Adam Johns (9)	E <sub>1</sub>										-	6
✓		Michael Bantolo (10)	T <sub>2</sub>	T <sub>2</sub> N <sub>3</sub> N <sub>2</sub> N <sub>2</sub>	FAIL 1:34							Fail	1:34	6 39
✓	120	DAVE HUSELTON (11)	T <sub>2</sub>				10					10	DEC	3 -
		Nick Nottingham (10)					5					5	9	39
✓	126	Mitchel Grossman (10)											-	6
✓	132	Dallas Sposito (11)	T <sub>2</sub> N <sub>2</sub>	FAIL 1:57									Fail	1:57 9 45
✓		Matt Andrascik (11)											-	6
✓	138	Mason McCollum (11)	T <sub>2</sub>	FAIL :44									Fail	:44 9 51
✓		Chris Rensel (10)											-	6
✓		Matt Leire (12)	T <sub>2</sub>	FAIL :39									Fail	:39 9 57
✓	145	MAURFRED JOHNS (10)											-	6
		Levi Stoyee (11)	T <sub>2</sub> N <sub>3</sub> N <sub>3</sub>	FAIL 1:21									1:21	9 63
✓	152	Forfeit											-	6
		Austin Matthews (12)											For	9 69

T<sub>2</sub> - Takedown  
R<sub>2</sub> - Reversal  
E<sub>1</sub> - Escape  
N<sub>2</sub> - Near fall  
N<sub>3</sub> - Near fall (5 seconds)  
N<sub>4</sub> - Near fall (as a result of injury or bleeding)  
Sw - Stalling Warning  
S - Stalling

TV - Technical Violation  
P - Illegal Hold/Maneuver or Unnecessary Roughness  
RO - Ride-out  
C - Caution  
C<sub>1</sub> - Points Earned After 2nd Caution  
CM<sub>w</sub> - Coach Misconduct Warning

CM - Coach Misconduct  
W - Warning  
FS - False Start  
UCM - Unsportsmanlike Conduct - Match Point  
UCT - Unsportsmanlike Conduct - Team Point  
FMC - Flagrant Misconduct  
F - 1:38 Fall

TF - 4:25 Technical Fall  
For - Forfeit  
Def - Default  
DQ - Disqualified  
Dec - Decision  
MD - Major Decision  
▲ - Selects Up  
▼ - Selects Down  
= - Selects Neutral

OT - Overtime  
SV - Sudden Victory  
TB - Tiebreaker  
UTB - Ultimate Tiebreaker  
IT - Injury Time  
IT - (= ▲ ▼) choice after 2nd Injury Time-out  
BT - Blood Time

NOTE:  
Circle first point(s) scored

FINAL SCORE

9 69





# DUAL MEET SCORESHEET

HOME: Reynolds

VISITOR: Sharon

DATE: 1.16.13

TIME: 8:11 pm

REFEREE: John Butcher

CHOICE	WT	WRESTLERS	1ST PERIOD	2ND PERIOD	3RD PERIOD	SCORE	OVERTIME	SV	TB1	TB2	UTB	MATCH SCORE	MATCH RESULTS	TEAM SCORE
														H V
✓	1/5	Denton Zeronas (11)											FOR.	6 -
		Forfeit												6 0
✓	2/20	Logan Rickett (12)											FOR.	6 -
		Forfeit												12 0
✓	2/5	Gene Ringer (9)	(T2)										54	6 -
		Anthony LEAK (10)												18 0
✓	1/6	Seth Hogue (9)												6 -
		Forfeit												24 0
✓	1/3	Michael Bartolo (10)		E1				3				3		- 3
		Cody Buchanan (12)		↓ (E1) T2				7				7	DEC	24 3
✓	1/20	Nick Nottingham (10)	E1	D	R2	P		4				4		- 3
		Austin Altreno (11)	(T2) C	↓ BTD 1:00	R2	C E1		6				6	DEC	24 6
✓	1/6	Dallas Spasito (11)	E1											- 6
✓	1/3	Jarvis Noan (12)	(T2) T2 N3 N2	(FAIL 1:42)									FAIL 1:42	24 12
✓	1/3	Mason McCollum (11)	(T2) T2 T2	D (FAIL 2:47)									FAIL 2:47	6 -
		Jason Clark (11)	E1 E1	↓										30 12
✓	1/8	LAM CIANCI (12)	E1 S E1	↓ E1 E1	INT 2:45	E1 E1 S		9				9		- 4
✓	1/8	MIKE BONNER (12)	(T2) T2	D T2	T2 T2	1		20				20	ADDEC	30 16
✓	1/5	LEVI STAYER (11)	(T2) INT 1:57	D N2 N2				16						5 -
		Andrew Campbell (11)		↓				0				0		35 16
✓	1/5	Austin Matthews (12)	(T2) N2 T2 N3 N3	(FAIL 1:38)									FAIL 1:38	6 -
✓	1/6	Cory Buchanan (11)	E1											41 16
✓	1/6	MIKE MILLERS (10)	(T2)	(FAIL 1:33)									FAIL 1:33	6 -
		DEMARCO HOSCH (12)												47 16
✓	1/7	Austin Muffett (11)	(T2)	↓ E1 T2				6				6	DEC	3 -
✓	1/7	Brandon Bittler (12)		D				2				2		50 16
✓	1/8	JAMAR HENRY (12)	(T2) T2 T2	D	FAIL								FAIL 2:24	6 -
		BEAR DIGNALL (11)	E1 E1	↓										56 16

FINAL SCORE 56 16

T2 - Takedown  
R2 - Reversal  
E1 - Escape  
N2 - Near fall  
N3 - Near fall (5 seconds)  
N4 - Near fall (as a result of injury or bleeding)  
SW - Stalling Warning  
S - Stalling

TV - Technical Violation  
P - Illegal Hold/Maneuver or Unnecessary Roughness  
RO - Ride-out  
C - Caution  
C1 - Points Earned After 2nd Caution  
CMW - Coach Misconduct Warning

CM - Coach Misconduct  
W - Warning  
FS - False Start  
UCM - Unsportsmanlike Conduct - Match Point  
UCT - Unsportsmanlike Conduct - Team Point  
FMC - Flagrant Misconduct  
F - 1:38 Fall

TF - 4:25 Technical Fall  
For - Forfeit  
Def - Default  
DQ - Disqualified  
Dec - Decision  
MD - Major Decision  
▲ - Selects Up  
▼ - Selects Down  
= - Selects Neutral

OT - Overtime  
SV - Sudden Victory  
TB - Tiebreaker  
UTB - Ultimate Tiebreaker  
IT - Injury Time  
IT - (= ▲ ▼) choice after 2nd Injury Time-out  
BT - Blood Time

NOTE:  
Circle first point(s) scored





# BROOKVILLE DUALS DUAL MEET SCORESHEET

HOME: Reynolds VISITOR: Mifflinburg DATE: 1.19.13 TIME: 9:39AM REFEREE: Rwood

CHOICE	WT	WRESTLERS	1ST PERIOD	2ND PERIOD	3RD PERIOD	SCORE	OVERTIME				MATCH SCORE	MATCH RESULTS	TEAM SCORE	
							SV	TB1	TB2	UTB			H	V
✓ 1/2	6	Neal Engstrom (12)	T <sub>2</sub>	D T <sub>2</sub>	(FAIL 3:24)							FAIL 3:24	6	-
		Logan Stenger (11)		↓ E <sub>1</sub>									6	0
✓ 1/3	2	MAH LEISE (12)	E <sub>1</sub>			1					1		-	4
✓ 1/3	2	Cole Walter (10)	T <sub>2</sub> T <sub>2</sub> N <sub>2</sub>	↓ R <sub>2</sub>	N <sub>2</sub>	10					10	MD	6	4
✓ 1/3	8	MASON McCollum (11)	T <sub>2</sub>	D E <sub>1</sub> T <sub>2</sub>	↓ E <sub>1</sub> T <sub>2</sub> E <sub>1</sub> T <sub>2</sub>	12					12	MD	4	-
		CLARK WAGNER (11)	S	↑ S	R <sub>2</sub>	2					2		10	4
✓ 1/4	5	Levi Stoyer (11)	T <sub>2</sub> T <sub>2</sub> N <sub>2</sub> N <sub>2</sub> N <sub>2</sub>	↓ E <sub>1</sub> T <sub>2</sub>	(FAIL 2:49)							FAIL 2:49	6	-
✓ 1/4	5	DAKOTA HAINES (10)	E <sub>1</sub>	D									16	4
✓ 1/5	2	Austin Matthews (12)	T <sub>2</sub>	(FAIL 1:26)								FAIL 1:26	6	-
		Eric Dock (12)											22	4
✓ 1/6	0	MIKE MILLERO (10)	T <sub>2</sub> N <sub>3</sub> T <sub>2</sub>	↓ R <sub>2</sub> T <sub>2</sub>		20					FAIL 20	5:53	5	-
✓ 1/6	0	Ryan GESSNER (11)	E <sub>1</sub>	D E <sub>1</sub> S	= E <sub>1</sub> P E <sub>1</sub> E <sub>1</sub>	5					5		27	4
✓ 1/7	0	Curtis Arnold (12)	E <sub>1</sub>	D		1					1		-	5
✓ 1/7	0	Ty Walter (12)	T <sub>2</sub> T <sub>2</sub> N <sub>2</sub>	↓ E <sub>1</sub> T <sub>2</sub> N <sub>2</sub> N <sub>3</sub> N <sub>3</sub>		17					FAIL 17	3:48	27	9
✓ 1/8	2	Austin MOTTET (11)	T <sub>2</sub> T <sub>2</sub>	FAIL 1:45								FAIL 1:45	6	-
✓ 1/8	2	Tyrek Dorman (10)	E <sub>1</sub>										33	9
✓ 1/9	5	Jamar Henry (12)	T <sub>2</sub>	(FAIL :43)								FAIL :43	6	-
✓ 1/9	5	SKYLAR MOLL (10)											39	9
✓ 2/2	0	Logan Ricket (12)	T <sub>2</sub>	(FAIL :18)								FAIL :18	6	-
✓ 2/2	0	Kyle Pletcher (11)											45	9
✓ 2/8	5	Robert FoulKnod (11)		D									-	6
✓ 2/8	5	NAZAR Mironenko (11)	T <sub>2</sub>	↓ R <sub>2</sub>	(FAIL 3:26)							FAIL 3:26	45	15
✓ 1/10	6	Seth Hogus (9)	T <sub>2</sub>	(FAIL 1:59)								FAIL 1:59	6	-
✓ 1/10	6	Patrick Wetzel (10)											51	15
✓ 1/13	3	Mike Bartolo (10)	T <sub>2</sub> E <sub>1</sub>	D	↓ E <sub>1</sub> T <sub>2</sub>	(FAIL 4:25)						FAIL 4:25	6	-
✓ 1/13	3	Noah Kuba (11)	R <sub>2</sub>	↓									57	15
✓ 1/12	0	Nick Nottingham (10)		R <sub>2</sub>	↓ E <sub>1</sub>	3					3		-	4
✓ 1/12	0	Cooper Wagner (9)		↓ E <sub>1</sub> T <sub>2</sub>	N <sub>3</sub> T <sub>2</sub>	11					11	MD	57	19

T<sub>2</sub> - Takedown  
R<sub>2</sub> - Reversal  
E<sub>1</sub> - Escape  
N<sub>2</sub> - Near fall  
N<sub>3</sub> - Near fall (5 seconds)  
N<sub>4</sub> - Near fall (as a result of injury or bleeding)  
Sw - Stalling Warning  
S - Stalling

TV - Technical Violation  
P - Illegal Hold/Maneuver or Unnecessary Roughness  
RO - Ride-out  
C - Caution  
C<sub>1</sub> - Points Earned After 2nd Caution  
CM<sub>w</sub> - Coach Misconduct Warning

CM - Coach Misconduct  
W - Warning  
FS - False Start  
UCM - Unsportsmanlike Conduct - Match Point  
UCT - Unsportsmanlike Conduct - Team Point  
FMC - Flagrant Misconduct  
F - 1:38 Fall

TF - 4:25 Technical Fall  
For - Forfeit  
Def - Default  
DQ - Disqualified  
Dec - Decision  
MD - Major Decision  
▲ - Selects Up  
▼ - Selects Down  
= - Selects Neutral

OT - Overtime  
SV - Sudden Victory  
TB - Tiebreaker  
UTB - Ultimate Tiebreaker  
IT - Injury Time  
IT - (=▲▼) choice after 2nd Injury Time-out  
BT - Blood Time

FINAL SCORE 57 19

NOTE:  
Circle first point(s) scored





# Brookville Duals DUAL MEET SCORESHEET

HOME: Reynolds		VISITOR: Sagerstown		DATE: 1.19.13		TIME: 1:06 pm		REFEREE: [Signature]						
CHOICE	WT	WRESTLERS	1ST PERIOD	2ND PERIOD	3RD PERIOD	SCORE	OVERTIME				MATCH SCORE	MATCH RESULTS	TEAM SCORE	
							SV	TB1	TB2	UTB			H	V
✓ 138		Matt Leise (12)	R <sub>2</sub>			2	T <sub>2</sub>	↑	↑	↑	4	DEC	3	-
✓ 145		Matt Humes (11)	T <sub>2</sub>		↓ S	2		↑	↑	↑	2		3	0
✓ 152		Levi Stoyer (11)	T <sub>2</sub>	D T <sub>2</sub> T <sub>2</sub>	↓ E <sub>1</sub> 1 T <sub>2</sub> 1	11		↑	↑	↑	11	MDE	4	-
✓ 152		Aaron Jackson (12)	S	= E <sub>1</sub>	S S	1		↑	↑	↑	1		7	0
✓ 160		Austin Matthews (12)	T <sub>2</sub> N <sub>2</sub> N <sub>3</sub>	FAIL 1:33				↑	↑	↑	FAIL	1:33	6	-
✓ 160		Lance Neuschaefer (10)						↑	↑	↑			13	0
✓ 170		Mike Miller (10)	T <sub>2</sub>	D C S T <sub>2</sub>	↓ E <sub>1</sub> T <sub>2</sub> N <sub>2</sub>	9		↑	↑	↑	9	DEC	3	-
✓ 170		Andrew Boylan (12)	E <sub>1</sub>	↓ E <sub>1</sub>		2		↑	↑	↑	2		16	0
✓ 182		Austin Moffatt (11)			↓ E <sub>1</sub>	2		↑	↑	↑	2		-	4
✓ 182		Jeremy Mitchell (12)		↓ E <sub>1</sub> T <sub>2</sub>	T <sub>2</sub> N <sub>3</sub> N <sub>2</sub>	10		↑	↑	↑	10	MDEC	16	4
✓ 195		Trevon Griswold (11)	E <sub>1</sub>	D E <sub>1</sub> E <sub>1</sub>	↓ R <sub>2</sub>	5		↑	↑	↑	5		-	4
✓ 200		Dylan Reynolds (10)	T <sub>2</sub> T <sub>2</sub>	↓ E <sub>1</sub> T <sub>2</sub> T <sub>2</sub> T <sub>2</sub>	E <sub>1</sub> T <sub>2</sub>	14		↑	↑	↑	14	MDEC	16	8
✓ 205		Jamar Henry (12)	T <sub>2</sub> T <sub>2</sub>	↓ E <sub>1</sub> T <sub>2</sub> T <sub>2</sub>	T <sub>2</sub> T <sub>2</sub>	13		↑	↑	↑	13	MDEC	4	-
✓ 210		Brock Henderson (12)	E <sub>1</sub>	D E <sub>1</sub>	↓ E <sub>1</sub> E <sub>1</sub>	4		↑	↑	↑	4		20	8
✓ 220		Logan Rickert (12)	T <sub>2</sub>	FAIL :53				↑	↑	↑	FAIL	1:53	6	-
✓ 225		Matt Sowers (10)						↑	↑	↑			26	8
✓ 235		Gene Rugee (9)	T <sub>2</sub>	↓ R <sub>2</sub> T <sub>2</sub>	FAIL 3:42			↑	↑	↑	FAIL	3:42	6	-
✓ 240		John Macken (12)	C E <sub>1</sub>	D E <sub>1</sub>				↑	↑	↑			32	8
✓ 260		Seth Hogue (9)		D		0		↑	↑	↑	0		-	5
✓ 260		Devin Brown (10)	T <sub>2</sub> N <sub>3</sub>	↓ E <sub>1</sub> T <sub>2</sub> N <sub>3</sub> N <sub>2</sub> N <sub>2</sub>		15		↑	↑	↑	FAIL 15	3:22	32	13
✓ 283		Forfeit						↑	↑	↑			-	6
✓ 290		Tyler Vath (10)						↑	↑	↑		FOR.	32	19
✓ 300		Mike Bartolo (10)	T <sub>2</sub>	D E <sub>1</sub> T <sub>2</sub>	↓ E <sub>1</sub> T <sub>2</sub>	8		↑	↑	↑	8	MDEC	4	-
✓ 306		Binghong Elizon (10)		↑	S	0		↑	↑	↑	0		36	19
✓ 326		Neal Engstrom (12)		↓ BTO 1:36 E <sub>1</sub>		1		↑	↑	↑	1		-	3
✓ 330		Nick Monica (9)	T <sub>2</sub>	D	↓ E <sub>1</sub>	3		↑	↑	↑	3	DEC	36	22
✓ 332		Mason McCollum (11)	T <sub>2</sub>	D R <sub>2</sub> N <sub>2</sub>	↓ R <sub>2</sub> N <sub>2</sub>	10		↑	↑	↑	10	MDEC	4	-
✓ 332		Garrett Zuer (10)		↑		0		↑	↑	↑	0		40	22

FINAL SCORE **40 22**

NOTE:  
Circle first point(s) scored



T<sub>2</sub> - Takedown  
R<sub>2</sub> - Reversal  
E<sub>1</sub> - Escape  
N<sub>2</sub> - Near fall  
N<sub>3</sub> - Near fall (5 seconds)  
N<sub>4</sub> - Near fall (as a result of injury or bleeding)  
Sw - Stalling Warning  
S - Stalling

TV - Technical Violation  
P - Illegal Hold/Maneuver or Unnecessary Roughness  
RO - Ride-out  
C - Caution  
C<sub>1</sub> - Points Earned After 2nd Caution  
CMW - Coach Misconduct Warning

CM - Coach Misconduct  
W - Warning  
FS - False Start  
UCM - Unsportsmanlike Conduct - Match Point  
UCT - Unsportsmanlike Conduct - Team Point  
FMC - Flagrant Misconduct  
F - 1:38 Fall

TF - 4:25 Technical Fall  
For - Forfeit  
Def - Default  
DQ - Disqualified  
Dec - Decision  
MD - Major Decision  
▲ - Selects Up  
▼ - Selects Down  
= - Selects Neutral

OT - Overtime  
SV - Sudden Victory  
TB - Tiebreaker  
UTB - Ultimate Tiebreaker  
IT - Injury Time  
IT - (=▲▼) choice after 2nd Injury Time-out  
BT - Blood Time



# Brookville Duals DUAL MEET SCORESHEET

HOME: Reynolds VISITOR: HANOVER DATE: 1.19.13 TIME: 2:32pm REFEREE: Steve Voh

CHOICE	WT	WRESTLERS	1ST PERIOD		2ND PERIOD	3RD PERIOD	SCORE	OVERTIME				MATCH SCORE	MATCH RESULTS	TEAM SCORE	
								SV	TB1	TB2	UTB			H	V
✓ 1/4	5	Levi Stoyzer (11)	T <sub>2</sub>	T <sub>2</sub>	↓ E <sub>1</sub>		5	↑	↑	↑		5	DEC	3	-
✓ 1/5		Tyler Shaffer (11)	E <sub>1</sub>		D C	↓ E <sub>1</sub>	2	↑	↑	↑		2		3	0
✓ 1/5	2	Austin Matthews (12)						↑	↑	↑			For.	6	-
		Forfeit						↑	↑	↑				9	0
✓ 1/6	0	Mike Millero (10)	T <sub>2</sub>	T <sub>2</sub>	↓ R <sub>2</sub>		6	↑	↑	↑		6	DEC	3	-
✓ 1/6		Brad Irvin (11)	E <sub>1</sub>		D E <sub>1</sub> T <sub>2</sub>	=	4	↑	↑	↑		4		12	0
✓ 1/7	0	Austin Moffett (11)						↑	↑	↑			For	6	-
		Forfeit						↑	↑	↑				18	0
✓ 1/8	2	Jamar Henry (12)	T <sub>2</sub> N <sub>3</sub>		T <sub>2</sub> (FAIL 3:42)			↑	↑	↑		Fail	3:42	6	-
✓ 1/8		Tyler Wentz (12)			=			↑	↑	↑				24	0
✓ 1/9	5	Denton Zeronas (11)	T <sub>2</sub>		D T <sub>2</sub>	↓ E <sub>1</sub>		↑	↑	↑			DEC	3	-
		Logan Hamm (11)			↓ E <sub>1</sub> E <sub>1</sub>			↑	↑	↑				27	0
✓ 1/20		Logan Rickert (12)	T <sub>2</sub> (FAIL :24)					↑	↑	↑		Fail	:24	6	-
✓ 1/20		Ben Krentlee (11)						↑	↑	↑				33	0
✓ 1/28	5	Gene Ringa (9)	T <sub>2</sub> (FAIL :45)					↑	↑	↑		Fail	:45	6	-
✓ 1/28		Ryan Bowman (11)						↑	↑	↑				39	0
✓ 1/30	6	Seth Hogue (9)						↑	↑	↑				6	-
✓ 1/30		Forfeit						↑	↑	↑			For.	45	0
✓ 1/31	3	Mike Bartolo (10)	R <sub>2</sub>		D			↑	↑	↑		Fail	2:42	6	-
✓ 1/31		Giuliano Graziosi (12)	T <sub>2</sub>		↓			↑	↑	↑				51	0
✓ 1/32	0	Nick Nottingham (10)	T <sub>2</sub> N <sub>3</sub>			↓ R <sub>2</sub>		↑	↑	↑		Fail	4:23	6	-
✓ 1/32		Caleb Garland (9)	R <sub>2</sub>		INT 1:04 ↓ R <sub>2</sub>			↑	↑	↑				57	0
✓ 1/32	6	Neal Engstrom (12)	T <sub>2</sub>		D T <sub>2</sub>	↓ E <sub>1</sub> T <sub>2</sub>	7	↑	↑	↑		7	DEC	3	-
✓ 1/32		Devon Bell (9)	E <sub>1</sub>		=	E <sub>1</sub>	2	↑	↑	↑		2		60	0
✓ 1/32	2	Mason McCollum (11)	T <sub>2</sub> T <sub>2</sub> (FAIL 1:33)					↑	↑	↑		Fail	1:33	6	-
✓ 1/32		Zach Barnes (9)	E <sub>1</sub>					↑	↑	↑				66	0
✓ 1/38		Cam Cianci (12)	C		D		0	↑	↑	↑		0		-	5
✓ 1/38		Ian Brown (11)	T <sub>2</sub> N <sub>3</sub> N <sub>2</sub>		↓ R <sub>2</sub>	T <sub>2</sub> N <sub>2</sub> N <sub>2</sub>	15	↑	↑	↑	TFail	15	5:26	66	5

T<sub>2</sub> - Takedown  
R<sub>2</sub> - Reversal  
E<sub>1</sub> - Escape  
N<sub>2</sub> - Near fall  
N<sub>3</sub> - Near fall (5 seconds)  
N<sub>4</sub> - Near fall (as a result of injury or bleeding)  
Sw - Stalling Warning  
S - Stalling

TV - Technical Violation  
P - Illegal Hold/Maneuver or Unnecessary Roughness  
RO - Ride-out  
C - Caution  
C<sub>1</sub> - Points Earned After 2nd Caution  
CMW - Coach Misconduct Warning

CM - Coach Misconduct  
W - Warning  
FS - False Start  
UCM - Unsportsmanlike Conduct - Match Point  
UCT - Unsportsmanlike Conduct - Team Point  
FMC - Flagrant Misconduct  
F - 1:38 Fall

TF - 4:25 Technical Fall  
For - Forfeit  
Def - Default  
DQ - Disqualified  
Dec - Decision  
MD - Major Decision  
▲ - Selects Up  
▼ - Selects Down  
= - Selects Neutral

OT - Overtime  
SV - Sudden Victory  
TB - Tiebreaker  
UTB - Ultimate Tiebreaker  
IT - Injury Time  
IT - (= ▲ ▼) choice after 2nd Injury Time-out  
BT - Blood Time

NOTE:  
Circle first point(s) scored

FINAL  
SCORE





# Brookville Duals

## DUAL MEET SCORESHEET

HOME: Reynolds		VISITOR: Brookville		DATE: 1.19.13		TIME: 5:34 PM		REFEREE: [Signature]							
CHOICE	WT	WRESTLERS	1ST PERIOD		2ND PERIOD	3RD PERIOD		SCORE	OVERTIME			MATCH SCORE	MATCH RESULTS	TEAM SCORE	
			SV	TB1		TB2	UTB		H	V					
✓	160	Mike Millero (10)	T <sub>2</sub>	T <sub>2</sub>	D			4				4		-	3
		Jimmy Miller (10)	E <sub>1</sub>	E <sub>1</sub>	↓ E <sub>1</sub>		N <sub>3</sub>	6				6	DEC	0	3
	170	Austin Moffett (11)	E <sub>1</sub>		↓ E <sub>1</sub>			2				2		-	4
✓	170	Brodie Zacherl (10)	T <sub>2</sub>	T <sub>2</sub> N <sub>2</sub> N <sub>2</sub>	D		↓ R <sub>2</sub>	10				10	MO DEC	0	7
✓	182	Jamar Henay (12)	T <sub>2</sub>	FALL 1:19								FALL	1:19	6	-
		Jacob KESACKER (10)												6	7
	195	Denton Zeronas (11)					↓	0				0		-	3
✓	195	Taylor Cudworth (12)			↓ E <sub>1</sub>		N <sub>2</sub>	3				3	DEC	6	10
✓	230	Logan Rickett (12)	T <sub>2</sub>	FALL 1:57								FALL	1:57	6	-
		Nathan Bonfardine (12)												12	10
	285	Gene Ringer (9)	T <sub>2</sub>	FALL 1:26								FALL	1:26	6	-
✓	285	Tom Smouse (12)	S											18	10
✓	166	Seth Hogue (9)	T <sub>2</sub> N <sub>3</sub>	R <sub>2</sub>	D									-	6
		Taylor Ortiz (9)	R <sub>2</sub>		↓ E <sub>1</sub> T <sub>2</sub>		FALL 2:56					FALL	2:56	18	16
	113	Mike Bartolo (10)			↓ N <sub>3</sub>		↓ R <sub>2</sub> N <sub>2</sub>	7				7	DEC	3	-
✓		Cole Aaron (9)			↓ E <sub>1</sub>			1				1		21	16
✓	120	Nick Nottingham (9)	T <sub>2</sub>		D	R <sub>2</sub> N <sub>3</sub>	↓ R <sub>2</sub>	9				9	DEC	3	-
		Devin Joiner (10)			↓ R <sub>2</sub>		C E <sub>1</sub>	3				3		24	16
	126	Neal Engstrom (12)	S		P	1:18	↓ E <sub>1</sub>	1				1		-	3
✓	126	Cole Clever (10)			↓ E <sub>1</sub> 1			2				2	DEC	24	19
✓	132	Mason McCollum (11)			↓ E <sub>1</sub>			1				1		-	3
		Daulton Zimmerman (10)			T <sub>2</sub>		↓ E <sub>1</sub> T <sub>2</sub> N <sub>2</sub>	7				7	DEC	24	22
	138	Matt Leise (12)	E <sub>1</sub>	E <sub>1</sub>	C E <sub>1</sub> S	E <sub>1</sub> E <sub>1</sub> E <sub>1</sub> C S	↓ E <sub>1</sub> E <sub>1</sub> S E <sub>1</sub>	8				8		-	5
✓	138	Brock Zacherl (11)	T <sub>2</sub>	T <sub>2</sub> T <sub>2</sub>	↓ E <sub>1</sub> T <sub>2</sub>	T <sub>2</sub> T <sub>2</sub> T <sub>2</sub> 1	T <sub>2</sub> 1 T <sub>2</sub> T <sub>2</sub>	28				28	5:28	24	27
✓	145	Levi Stoyer (11)			↓ E <sub>1</sub>			1				1	DEC	3	-
		Zach Vroman (11)					↓ E <sub>1</sub>	1				1		27	27
	152	Austin Matthews (12)											FOR.	6	-
✓		Forfeit												6	27

FINAL SCORE 23 27

NOTE:  
Circle first point(s) scored



- T<sub>2</sub> - Takedown
- R<sub>2</sub> - Reversal
- E<sub>1</sub> - Escape
- N<sub>2</sub> - Near fall
- N<sub>3</sub> - Near fall (5 seconds)
- N<sub>4</sub> - Near fall (as a result of injury or bleeding)
- Sw - Stalling Warning
- S - Stalling

- TV - Technical Violation
- P - Illegal Hold/Maneuver or Unnecessary Roughness
- RO - Ride-out
- C - Caution
- C<sub>1</sub> - Points Earned After 2nd Caution
- CM<sub>w</sub> - Coach Misconduct Warning

- CM - Coach Misconduct
- W - Warning
- FS - False Start
- UCM - Unsportsmanlike Conduct
- Match Point
- UCT - Unsportsmanlike Conduct
- Team Point
- FMC - Flagrant Misconduct
- F - 1:38 Fall

- TF - 4:25 Technical Fall
- For - Forfeit
- Def - Default
- DQ - Disqualified
- Dec - Decision
- MD - Major Decision
- ▲ - Selects Up
- ▼ - Selects Down
- = - Selects Neutral

- OT - Overtime
- SV - Sudden Victory
- TB - Tiebreaker
- UTB - Ultimate Tiebreaker
- IT - Injury Time
- IT - (= ▲ ▼) choice after 2nd Injury Time-out
- BT - Blood Time



# Brookville Duals DUAL MEET SCORESHEET

HOME: Reynolds

VISITOR: Boyerstown

DATE: 1.19.13

TIME: 8:30 pm

REFEREE: Steve Snyder

CHOICE	WT	WRESTLERS	1ST PERIOD					=	2ND PERIOD					=	3RD PERIOD					SCORE	OVERTIME				MATCH SCORE	MATCH RESULTS	TEAM SCORE	
																					SV	TB1	TB2	UTB			H	V
✓	1/7	Austin Moffett (11)						D						↓	E <sub>1</sub>	T <sub>2</sub>			3		↑	↑	↑	3			-	4
	0	Cody Richmond (11)	(T <sub>2</sub> )	N <sub>2</sub>				↓	E <sub>1</sub>							E <sub>1</sub>	S	T <sub>2</sub>	N <sub>3</sub>	11		↑	↑	↑	11	MDEC	0	4
	1/8	JAMAR Henry (12)	(T <sub>2</sub> )	N <sub>2</sub>				↓	E <sub>1</sub>	T <sub>2</sub>	T <sub>2</sub>					T <sub>2</sub>	T <sub>2</sub>		13		↑	↑	↑	13	MDEC	4		
✓	2	MIKE Fretz (10)						D		E <sub>1</sub>			↓	E <sub>1</sub>	E <sub>1</sub>				3		↑	↑	↑	3		4	4	
✓	1/9	Denton Zeronas (11)						↓													↑	↑	↑			-	6	
	5	Jordan Wertz (11)	(BTD 1:28)																		↑	↑	↑	FAIL	2:53	4	10	
	2/2	Logan Rickert (12)								T <sub>2</sub>			↓						2		↑	↑	↑	2		-	3	
✓	2/0	Jordan Wood (9)	(T <sub>2</sub> )	N <sub>2</sub>				↓	E <sub>1</sub>										5		↑	↑	↑	5	DEC	4	13	
✓	2/8	Gene Ringer (9)	(T <sub>2</sub> )							FAIL											↑	↑	↑	FAIL	1:40	6	-	
	5	Brody O'Connell (9)	S <sub>w</sub>																		↑	↑	↑			10	13	
	1/10	Seth Hogan (9)																	0		↑	↑	↑	0		-	4	
✓	1/6	Lucas Miller (9)						↓	(R <sub>2</sub> )	N <sub>3</sub>	N <sub>3</sub>					T <sub>2</sub>			10		↑	↑	↑	10	MDEC	10	17	
✓	1/3	MIKE Bartolo (10)	(T <sub>2</sub> )					D	P	T	V		↓		E <sub>1</sub>		E <sub>1</sub>		4		↑	↑	↑	4		-	4	
	3	Garrett Manger (9)	E <sub>1</sub>	T <sub>2</sub>				↓	I	I						N <sub>2</sub>	N <sub>2</sub>	T <sub>2</sub>	N <sub>3</sub>	14		↑	↑	↑	14	MDEC	10	21
	1/2	Nick Nottingham (10)						↓	R <sub>2</sub>										2		↑	↑	↑	2		-	3	
✓	1/0	Dylan Wertz (10)	(T <sub>2</sub> )					D	N <sub>2</sub>	R <sub>2</sub>			↓	E <sub>1</sub>					7		↑	↑	↑	7	DEC	10	24	
✓	1/2	Neal Engstrom (12)						D	E <sub>1</sub>	INT											↑	↑	↑			-	6	
	6	Eddie Kricsky (11)	(T <sub>2</sub> )					=	T <sub>2</sub>	T <sub>2</sub>	N <sub>2</sub>										↑	↑	↑	IND	2:29	10	30	
✓	1/3	Mason McCollum (11)											↓	(R <sub>2</sub> )	T <sub>2</sub>				4		↑	↑	↑	4	DEC	3	-	
✓	3/2	Ty Miller (10)						↓							(BTD 1:48)	E <sub>1</sub>			1		↑	↑	↑	1		13	30	
✓	1/3	Matt Leise (12)						↓	(R <sub>2</sub> )	N <sub>2</sub>						T <sub>2</sub>			6		↑	↑	↑	6	DEC	3	-	
	3/0	Rueben Maldonado (10)														=	S <sub>w</sub>		0		↑	↑	↑	0		16	30	
	1/4	Levi Stoyser (11)	(T <sub>2</sub> )					↓	E <sub>1</sub>							T <sub>2</sub>	T <sub>2</sub>		7		↑	↑	↑	7	DEC	3	-	
✓	4/5	Jacob Janbone (9)	R <sub>2</sub>	N <sub>2</sub>				D	S <sub>w</sub>				↓	E <sub>1</sub>	E <sub>1</sub>				6		↑	↑	↑	6		19	30	
✓	1/5	Austin Matthews (12)	(T <sub>2</sub> )																		↑	↑	↑	FAIL	1:30	6	-	
	5/2	JAKE Salkovitz (12)																			↑	↑	↑			25	30	
	1/6	MIKE MILLER (10)	E <sub>1</sub>					↓	E <sub>1</sub>	E <sub>1</sub>						E <sub>1</sub>			4		↑	↑	↑	4		-	3	
✓	6/0	Gregg Harvey (9)	(T <sub>2</sub> )					D	(BTD 1:46)	T <sub>2</sub>						=	T <sub>2</sub>	T <sub>2</sub>	8		↑	↑	↑	8	DEC	25	33	

T<sub>2</sub> - Takedown  
R<sub>2</sub> - Reversal  
E<sub>1</sub> - Escape  
N<sub>2</sub> - Near fall  
N<sub>3</sub> - Near fall (5 seconds)  
N<sub>4</sub> - Near fall (as a result of injury or bleeding)  
S<sub>w</sub> - Stalling Warning  
S - Stalling

TV - Technical Violation  
P - Illegal Hold/Maneuver or Unnecessary Roughness  
RO - Ride-out  
C - Caution  
C<sub>1</sub> - Points Earned After 2nd Caution  
CM<sub>w</sub> - Coach Misconduct Warning

CM - Coach Misconduct  
W - Warning  
FS - False Start  
UCM - Unsportsmanlike Conduct - Match Point  
UCT - Unsportsmanlike Conduct - Team Point  
FMC - Flagrant Misconduct  
F - 1:38 Fall

TF - 4:25 Technical Fall  
For - Forfeit  
Def - Default  
DQ - Disqualified  
Dec - Decision  
MD - Major Decision  
▲ - Selects Up  
▼ - Selects Down  
= - Selects Neutral

OT - Overtime  
SV - Sudden Victory  
TB - Tiebreaker  
UTB - Ultimate Tiebreaker  
IT - Injury Time  
IT - (= ▲ ▼) choice after 2nd Injury Time-out  
BT - Blood Time

NOTE:  
Circle first point(s) scored

FINAL SCORE



25 33



# DUAL MEET SCORESHEET

HOME: Reynolds

VISITOR: FRANKLIN

DATE: 1.23.13 TIME: 9:00pm

REFEREE: Ste. Hosen

CHOICE	WT	WRESTLERS	1ST PERIOD					2ND PERIOD					3RD PERIOD					SCORE	OVERTIME				MATCH SCORE	MATCH RESULTS	TEAM SCORE	
																			SV	TB1	TB2	UTB			H	V
✓	1/3	MIKE BARTOLO (10)	T2	T2				↓	R2	T2	T2			T2	R2	T2	T2	18		↑	↑	↑	18	MDEC	4	-
		ZACH SHAREN (9)	E1					D	E1	E1	E1		↓	E1	R2	E1	E1	9		↑	↑	↑	9		4	0
✓	1/20	ALEX REITER (10)	T2	R2				D		R2			↓	INT 1:57	R2			8		↑	↑	↑	8	DEC	3	-
		DIZUK HAAPER (9)		R2				↓	R2	N2	INT 1:04							6		↑	↑	↑	6		7	0
	1/26	NICK NOTTINGHAM (10)		R2				↓	R2		FAIL 2:17									↑	↑	↑	FAIL	2:17	6	-
✓		DUSTY BELL (11)	T2	N3				D												↑	↑	↑			13	0
✓	1/32	MASON MCCOLLUM (11)	T2					D	N2		FAIL 3:40									↑	↑	↑	FAIL	3:40	6	-
		HUNTER COOK (11)						↓												↑	↑	↑			19	0
✓	1/38	MATT LEISS (12)	T2	N3	N3			↓	R2	N3				T2				15		↑	↑	FAIL	15	4:04	5	-
		TYLER ENRICK (9)						D										0		↑	↑	↑	0		24	0
✓	1/45	LEVI STOEZ (11)	T2	T2				D	N2	N2	FAIL 3:58									↑	↑	↑	FAIL	3:58	6	-
		TYLER CREEG (9)	BT 1:40	E1				↓												↑	↑	↑			30	0
✓	1/52	AUSTIN MATTHEWS (12)	T2	N3				↓	E1		FAIL 2:23									↑	↑	↑	FAIL	2:23	6	-
		DAKOTA GERR (9)						D												↑	↑	↑			36	0
✓	1/60	MIKE MILLERO (10)	T2	T2				↓	E1	T2	T2			T2	T2	CTV	T2	15		↑	↑	↑	15	MDEC	4	-
		DEREK STEETZ (10)	E1	E1						E1			↓	E1	E1	INT 2:47	E1	7		↑	↑	↑	7		40	0
	1/70	AUSTIN MOFFETT (11)	E1					↓						INT 3:31	E1			2		↑	↑	↑	2		-	4
✓		CHRIS MATTHEWS (12)	T2	T2	N2			D					↓	E1	T2	N2	T2	13		↑	↑	↑	13	MDEC	40	4
✓	1/82	JAMAR HENRY (12)	T2	T2	T2			D	T2	T2	FAIL 2:59									↑	↑	↑	FAIL	2:59	6	-
		NATHAN MILLER (10)	E1	E1				↓	E1	E1										↑	↑	↑			46	4
	1/95	DENTON FEROMAS (11)						↓	E1									1		↑	↑	↑	1		-	3
✓		DANIEL GERR (12)	T2					D	T2				↓	E1	T2			7		↑	↑	↑	7	DEC	46	7
✓	2/20	LOGAN RICKERT (12)	T2					D	T2	N3	N3	N3	↑	N3				16		↑	↑	FAIL	16	4:43	5	-
		JEFF RIAL (12)						↓	E1									1		↑	↑	↑	1		51	7
	2/35	GENE RINGER (9)	T2																	↑	↑	↑	FAIL	1:48	6	-
✓		CHRIS POUNDFOOT (10)																		↑	↑	↑			57	7
✓	1/60	SETH HOGUE (9)	T2	N3				D	N2	N2			↑	N3	N3			15		↑	↑	FAIL	15	5:26	5	-
		NATHAN SPIELVOGEL (10)						↓										0		↑	↑	↑	0		62	7

T2 - Takedown  
R2 - Reversal  
E1 - Escape  
N2 - Near fall  
N3 - Near fall (5 seconds)  
N4 - Near fall (as a result of injury or bleeding)  
Sw - Stalling Warning  
S - Stalling

TV - Technical Violation  
P - Illegal Hold/Maneuver or Unnecessary Roughness  
RO - Ride-out  
C - Caution  
G1 - Points Earned After 2nd Caution  
CMW - Coach Misconduct Warning

CM - Coach Misconduct  
W - Warning  
FS - False Start  
UCM - Unsportsmanlike Conduct - Match Point  
UCT - Unsportsmanlike Conduct - Team Point  
FMC - Flagrant Misconduct  
F - 1:38 Fall

TF - 4:25 Technical Fall  
For - Forfeit  
Def - Default  
DQ - Disqualified  
Dec - Decision  
MD - Major Decision  
▲ - Selects Up  
▼ - Selects Down  
= - Selects Neutral

OT - Overtime  
SV - Sudden Victory  
TB - Tiebreaker  
UTB - Ultimate Tiebreaker  
IT - Injury Time  
IT - (= ▲ ▼) choice after 2nd Injury Time-out  
BT - Blood Time

NOTE:  
Circle first point(s) scored

FINAL SCORE

62 7





## DUAL MEET SCORESHEET

HOME: Grove CityVISITOR: ReynoldsDATE: 1.29.13TIME: 8:06 pmREFEREE: Andy D. Jones

CHOICE	WT	WRESTLERS	1ST PERIOD	2ND PERIOD	3RD PERIOD	SCORE	OVERTIME				MATCH SCORE	MATCH RESULTS	TEAM SCORE	
							SV	TB1	TB2	UTB			H	V
✓ 1 <sub>3</sub>		Forfeit											-	6
		MIKE Bartolo (10)											0	6
✓ 1 <sub>20</sub>		Forfeit											-	6
		NICK Nottingham (10)											0	12
✓ 1 <sub>26</sub>		RYAN Grace (12)	R <sub>2</sub> T <sub>2</sub> N <sub>2</sub>	= E <sub>1</sub> T <sub>2</sub>	E <sub>1</sub>	10					10	DEC	3	-
		Alec Shannon (9)	(T <sub>2</sub> ) (BTO 1:45) E <sub>1</sub>	D T <sub>2</sub>	↓ R <sub>2</sub>	7					7		3	12
✓ 1 <sub>32</sub>		LUKE Walter (10)		D	= T <sub>2</sub>	2					2		-	3
		MASON McCollum (11)	(T <sub>2</sub> )	↓ C E <sub>1</sub>		3					3	DEC	3	15
✓ 1 <sub>38</sub>		JARED Sample (11)	(T <sub>2</sub> ) T <sub>2</sub>	↓ E <sub>1</sub> T <sub>2</sub> T <sub>2</sub>	E <sub>1</sub>	10					10	DEC	3	-
		Matt Leise (12)	E <sub>1</sub>	D E <sub>1</sub>	↓ R <sub>2</sub> (BTO 1:48)	4					4		6	15
✓ 1 <sub>45</sub>		Trey Maher (12)	(BTO 1:24)	D	↓ E <sub>1</sub> S <sub>W</sub>	1					1		-	3
		Levi Stoyez (11)		↓ E <sub>1</sub>	T <sub>2</sub>	3					3	DEC	6	18
✓ 1 <sub>52</sub>		Chet Simoni (11)		=		0					0		-	5
		Austin Matthews (12)	(T <sub>2</sub> ) N <sub>2</sub>	D T <sub>2</sub> N <sub>2</sub> N <sub>3</sub> N <sub>3</sub> N <sub>3</sub>		17				FAIL	17	4:00	6	23
✓ 1 <sub>60</sub>		D'Andre Byers (9)											-	6
		MIKE Milzko (10)	(T <sub>2</sub> ) (FAIL 1:57)								FAIL	1:57	6	29
✓ 1 <sub>70</sub>		Forfeit											-	6
		Austin Moffett (11)										For.	6	35
✓ 1 <sub>82</sub>		Forfeit											-	6
		Jamar Henry (12)										For.	6	41
✓ 1 <sub>95</sub>		Stephan Boyle (12)											-	6
		Denton Zerosias (11)	(T <sub>2</sub> ) (FAIL 1:02)								FAIL	1:02	6	47
✓ 2 <sub>20</sub>		Austin Stelene (9)											-	6
		Logan Rickert (12)	(T <sub>2</sub> ) (FAIL 1:25)								FAIL	1:25	6	53
✓ 2 <sub>35</sub>		Forfeit											-	6
		Gene Rmger (9)										For.	6	59
✓ 1 <sub>60</sub>		Chad Bable (10)											-	6
		Seth Hague (9)	(T <sub>2</sub> ) N <sub>2</sub> (FAIL 1:24)								1:24		6	65

T<sub>2</sub> - Takedown  
R<sub>2</sub> - Reversal  
E<sub>1</sub> - Escape  
N<sub>2</sub> - Near fall  
N<sub>3</sub> - Near fall (5 seconds)  
N<sub>4</sub> - Near fall (as a result of injury or bleeding)  
SW - Stalling Warning  
S - Stalling

TV - Technical Violation  
P - Illegal Hold/Maneuver or Unnecessary Roughness  
RO - Ride-out  
C - Caution  
C<sub>1</sub> - Points Earned After 2nd Caution  
CM<sub>W</sub> - Coach Misconduct Warning

CM - Coach Misconduct  
W - Warning  
FS - False Start  
UCM - Unsportsmanlike Conduct  
- Match Point  
UCT - Unsportsmanlike Conduct  
- Team Point  
FMC - Flagrant Misconduct  
F - 1:38 Fall

TF - 4:25 Technical Fall  
For - Forfeit  
Def - Default  
DQ - Disqualified  
Dec - Decision  
MD - Major Decision  
▲ - Selects Up  
▼ - Selects Down  
= - Selects Neutral

OT - Overtime  
SV - Sudden Victory  
TB - Tiebreaker  
UTB - Ultimate Tiebreaker  
IT - Injury Time  
IT - (= ▲ ▼) choice after 2nd Injury Time-out  
BT - Blood Time

NOTE:  
Circle first point(s) scored

FINAL  
SCORE



6 65



## DUAL MEET SCORESHEET

HOME: Reynolds

VISITOR: Seneca

DATE: 2.2.13

TIME: 10:08 AM

REFEREE: D. Persing

CHOICE	WT	WRESTLERS	1ST PERIOD	2ND PERIOD	3RD PERIOD	SCORE	OVERTIME				MATCH SCORE	MATCH RESULTS	TEAM SCORE	
							SV	TB1	TB2	UTB			H	V
✓ 1/2	2	Jamaar Henay (12)	T <sub>2</sub>	FAIL :48							FAIL	:48	6	-
		Zack Muye (10)											6	0
✓ 1/5	5	Denton Zeronas (11)	E <sub>1</sub>	D T <sub>2</sub>	↓ E <sub>1</sub>	4					4		-	3
		Trevor Beiter (12)	T <sub>2</sub>	↓ E <sub>1</sub> E <sub>1</sub> T <sub>2</sub>		6					6	DEC	6	3
✓ 2/20	20	Logan Rickert (12)	T <sub>2</sub>	FAIL :29							FAIL	:29	6	-
		Tory Pusateri (9)											12	3
✓ 3/5	5	Gene Ringer (9)	T <sub>2</sub>	FAIL :45							FAIL	:45	6	-
		Kamron Brace (11)											18	3
✓ 1/6	6	Seth Hogue (9)	E <sub>1</sub> N <sub>2</sub> N <sub>2</sub> N <sub>2</sub>	↑ N <sub>2</sub> N <sub>2</sub>		16				FAIL	16	2:40	5	-
		Tyler Nowakowski (9)		D		0					0		23	3
✓ 1/3	3	Mike Bartolo (10)	T <sub>2</sub> T <sub>2</sub> T <sub>2</sub>	D T <sub>2</sub> T <sub>2</sub> T <sub>2</sub>	FAIL 3:52						FAIL	3:52	6	-
		Brad Nowakowski (10)	E <sub>1</sub> E <sub>1</sub>	↓ E <sub>1</sub> E <sub>1</sub> E <sub>1</sub>									29	3
✓ 1/20	20	Nick Nottingham (10)		R <sub>2</sub> P	↓ E <sub>1</sub>	3					3		-	3
		Cyle Yapple (12)	T <sub>2</sub>	↓ E <sub>1</sub> T <sub>2</sub> 1 E <sub>1</sub> T <sub>2</sub>		9					9	DEC	29	6
✓ 1/20	20	Mason McCollum (11)	T <sub>2</sub> T <sub>2</sub>	D E <sub>1</sub> T <sub>2</sub> N <sub>2</sub>	↓ 1 R <sub>2</sub>	FAIL 5:40					FAIL	5:40	6	-
		Steve Stroup (10)	E <sub>1</sub>	↑ C	P								35	6
✓ 1/32	32	Math Leise (12)		↓ E <sub>1</sub> T <sub>2</sub>	E <sub>1</sub>	4					4	DEC	3	-
		Chriss Hibbler (9)		D	↓ C R <sub>2</sub>	2					2		38	6
✓ 1/38	38	Cam Cianci (12)		↓ (R <sub>2</sub> ) C	INT :43	2					2		-	3
		Adam Fish (9)		C	↓ R <sub>2</sub> N <sub>3</sub>	5					5	DEC	38	9
✓ 1/45	45	Levi Stoyer (11)	T <sub>2</sub> N <sub>2</sub> N <sub>2</sub>	N <sub>2</sub> N <sub>2</sub> N <sub>2</sub>	↓ E <sub>1</sub> T <sub>2</sub>	15				FAIL	15	4:10	5	-
		Kevin Pier (12)		↓		0					0		43	9
✓ 1/52	52	Austin Matthews (12)										FOR.	6	-
		Forfeit											49	9
✓ 1/60	60	Mike Millers (9)										FOR.	6	-
		Forfeit											55	9
✓ 1/70	70	Austin Moffett (11)										FOR.	6	-
		Forfeit											61	9

T<sub>2</sub> - Takedown  
 R<sub>2</sub> - Reversal  
 E<sub>1</sub> - Escape  
 N<sub>2</sub> - Near fall  
 N<sub>3</sub> - Near fall (5 seconds)  
 N<sub>4</sub> - Near fall (as a result of injury or bleeding)  
 SW - Stalling Warning  
 S - Stalling

TV - Technical Violation  
 P - Illegal Hold/Maneuver or Unnecessary Roughness  
 RO - Ride-out  
 C - Caution  
 C<sub>1</sub> - Points Earned After 2nd Caution  
 CMW - Coach Misconduct Warning

CM - Coach Misconduct  
 W - Warning  
 FS - False Start  
 UCM - Unsportsmanlike Conduct - Match Point  
 UCT - Unsportsmanlike Conduct - Team Point  
 FMC - Flagrant Misconduct  
 F - 1:38 Fall

TF - 4:25 Technical Fall  
 For - Forfeit  
 Def - Default  
 DQ - Disqualified  
 Dec - Decision  
 MD - Major Decision  
 ▲ - Selects Up  
 ▼ - Selects Down  
 = - Selects Neutral

OT - Overtime  
 SV - Sudden Victory  
 TB - Tiebreaker  
 UTB - Ultimate Tiebreaker  
 IT - Injury Time  
 IT - (= ▲ ▼) choice after 2nd Injury Time-out  
 BT - Blood Time

NOTE:  
 Circle first point(s) scored

FINAL SCORE

61 9





# DUAL MEET SCORESHEET

HOME: Reynolds VISITOR: Sagestown DATE: 2.2.13 TIME: 4:51 pm REFEREE: [Signature]

CHOICE	WT	WRESTLERS	1ST PERIOD		2ND PERIOD		3RD PERIOD		SCORE	OVERTIME				MATCH SCORE	MATCH RESULTS	TEAM SCORE	
										SV	TB1	TB2	UTB			H	V
✓ 1	10	Jamar Henry (12)	E <sub>1</sub>		D		E <sub>1</sub>		2					2		-	3
	5	Dylan Reynolds (10)	T <sub>2</sub>	T <sub>2</sub>	↓ E <sub>1</sub> S <sub>W</sub>				5					5	DEC	0	3
	2	Logan Rickett (12)	T <sub>2</sub>	FALL 1:00										FALL 1:00		6	-
✓ 2	20	Math Sowers (10)														6	3
✓ 2	3	Gene Ringer (9)	T <sub>2</sub>		D	I	↓ E <sub>1</sub> I T <sub>2</sub> 2		9					9	DEC	3	-
	5	John Macken (12)	E <sub>1</sub> S <sub>W</sub>		↓ E <sub>1</sub> TV		S E <sub>1</sub> S T <sub>2</sub>		5					5		9	3
	10	Seth Hogue (9)	E <sub>1</sub>		E <sub>1</sub>												
✓ 1	6	Devin Brown (10)	T <sub>2</sub> C		↓ E <sub>1</sub> T <sub>2</sub> T <sub>2</sub>	FALL 3:26								FALL 3:26		9	9
✓ 1	3	Mike Bartolo (10)	T <sub>2</sub> T <sub>2</sub>		D T <sub>2</sub>		↓ E <sub>1</sub> T <sub>2</sub> T <sub>2</sub> T <sub>2</sub>		13					13	MDEC	4	-
		Bingbang Elizon (10)	E <sub>1</sub>		↓ E <sub>1</sub>		E <sub>1</sub> E <sub>1</sub>		4					4		13	9
	1	Nick Nottingham (10)	E <sub>1</sub> E <sub>1</sub> E <sub>1</sub> I		E <sub>1</sub> E <sub>1</sub> E <sub>1</sub> S <sub>W</sub>		↓ E <sub>1</sub> E <sub>1</sub> E <sub>1</sub> T <sub>2</sub> TV		12					12		-	4
✓ 1	20	Tyler Vath (10)	T <sub>2</sub> T <sub>2</sub> T <sub>2</sub> T <sub>2</sub> TV		↓ R <sub>2</sub> T <sub>2</sub> T <sub>2</sub> T <sub>2</sub>		T <sub>2</sub> T <sub>2</sub> BT 1:44 I R <sub>2</sub>		23					23	MDEC	13	13
✓ 1	2	Mason McCallum (11)	T <sub>2</sub>		D		↓ E <sub>1</sub> T <sub>2</sub>		5					5	DEC	3	-
	6	Nick Morisco (9)			↓ E <sub>1</sub>				1					1		16	13
	1	Math Leise (12)	T <sub>2</sub>		S <sub>W</sub>		↓ E <sub>1</sub> T <sub>2</sub>		5					5	DEC	3	-
✓ 1	3	Lucas Smith (11)	E <sub>1</sub>		↓				1					1		19	13
✓ 1	3	Cam Ciacci (12)	E <sub>1</sub>		D		↓ INT 1:55		1					1		-	3
	8	Math Humes (11)	T <sub>2</sub>		↓ R <sub>2</sub>		N <sub>3</sub>		7					7	DEC	19	16
	1	Levi Stoyer (11)	T <sub>2</sub> N <sub>3</sub>		N <sub>2</sub>		↓ I E <sub>1</sub> T <sub>2</sub>		11					11	MDEC	4	-
✓ 1	5	Aaron Jackson (12)	E <sub>1</sub>		↓ S <sub>W</sub>		S		1					1		23	16
✓ 1	5	Austin Matthews (12)	T <sub>2</sub> N <sub>3</sub> N <sub>2</sub>	FALL 1:25										FALL 1:25		6	-
	2	Lance Neuscheler (10)														29	16
	1	Mike Millero (10)	T <sub>2</sub> C T <sub>2</sub> T <sub>2</sub>													-	6
✓ 1	6	Andrew Boulan (12)	E <sub>1</sub> E <sub>1</sub>		↓ E <sub>1</sub> T <sub>2</sub>	FALL 2:51								FALL 2:51		29	22
✓ 1	7	Curtis Arnold (12)	T <sub>2</sub>		D C		↓ I S <sub>W</sub> E <sub>1</sub> I I		6					6	DEC	3	-
	0	Jeremy Mitchell (12)			↓		TV C C C C		0					0		32	22
	1	Austin Moffett (11)	T <sub>2</sub>				↓ E <sub>1</sub>		3					3	DEC	3	-
✓ 1	8	Brock Henderson (12)	E <sub>1</sub>		↓ E <sub>1</sub> S <sub>W</sub>				2					2		35	22

T<sub>2</sub> - Takedown  
R<sub>2</sub> - Reversal  
E<sub>1</sub> - Escape  
N<sub>2</sub> - Near fall  
N<sub>3</sub> - Near fall (5 seconds)  
N<sub>4</sub> - Near fall (as a result of injury or bleeding)  
Sw - Stalling Warning  
S - Stalling

TV - Technical Violation  
P - Illegal Hold/Maneuver or Unnecessary Roughness  
RO - Ride-out  
C - Caution  
C<sub>1</sub> - Points Earned After 2nd Caution  
CMW - Coach Misconduct Warning

CM - Coach Misconduct  
W - Warning  
FS - False Start  
UCM - Unsportsmanlike Conduct - Match Point  
UCT - Unsportsmanlike Conduct - Team Point  
FMC - Flagrant Misconduct  
F - 1:38 Fall

TF - 4:25 Technical Fall  
For - Forfeit  
Def - Default  
DQ - Disqualified  
Dec - Decision  
MD - Major Decision  
▲ - Selects Up  
▼ - Selects Down  
= - Selects Neutral

OT - Overtime  
SV - Sudden Victory  
TB - Tiebreaker  
UTB - Ultimate Tiebreaker  
IT - Injury Time  
IT - (= ▲ ▼) choice after 2nd Injury Time-out  
BT - Blood Time

FINAL SCORE 35 22

NOTE:  
Circle first point(s) scored





## DUAL MEET SCORESHEET

HOME: Reynolds

VISITOR: Font LeBoeuf

DATE: 2.2.13

TIME: 6:55 pm

REFEREE: New Bl

CHOICE	WT	WRESTLERS	1ST PERIOD	2ND PERIOD	3RD PERIOD	SCORE	OVERTIME				MATCH SCORE	MATCH RESULTS	TEAM SCORE	
							SV	TB1	TB2	UTB			H	V
✓ 2	2	Logan Rickett (12)											-	6
✓ 3	3	Evan Daily (12)	T <sub>2</sub> (FALL 1:57)								FALL 1:57		0	6
✓ 2	8	Gene Ringer (9)			↓ E <sub>1</sub>	1					1		-	3
✓ 5	5	Nate Conti (11)		↓ E <sub>1</sub>	T <sub>2</sub>	3					3	DEC	0	9
✓ 1	6	Seth Hogue (9)		↓ R <sub>2</sub>	R <sub>2</sub>	5					5	DEC	3	-
✓ 6	6	Jassac Bengal (9)		C E <sub>1</sub> T <sub>2</sub> C	↓ C	3					3		3	9
✓ 1	1	MIKE Baertolo (10)	R <sub>2</sub>	↓ E <sub>1</sub>	R <sub>2</sub>	7					7		-	3
✓ 3	3	JARRETTE Carter (9)	(T <sub>2</sub> ) E <sub>1</sub>	D T <sub>2</sub> N <sub>3</sub>	↓ E <sub>1</sub> E <sub>1</sub>	10					10	DEC	3	12
✓ 1	2	Nick Nottingham (10)	(T <sub>2</sub> )	D S <sub>W</sub> T <sub>2</sub> C	↓ R <sub>2</sub>	6					6	DEC	3	-
✓ 0	0	Tyler Kuzma (11)	E <sub>1</sub> T <sub>2</sub>	↓ E <sub>1</sub>		4					4		6	12
✓ 1	2	Mason McCollum (11)	E <sub>1</sub>	↓ R <sub>2</sub> (FALL 2:35)							FALL 2:35		6	-
✓ 2	2	Adam Borgia (11)	(T <sub>2</sub> )	D									12	12
✓ 1	3	Forfeit											-	6
✓ 2	2	George McGuire (11)										For	12	18
✓ 1	3	Matt Leise (12)	R <sub>2</sub> T <sub>2</sub> (BTD 2:19)	↓ R <sub>2</sub> N <sub>2</sub>	TV S <sub>W</sub> T <sub>2</sub>	10					10	DEC	3	-
✓ 3	3	Colton Pillae (11)	(T <sub>2</sub> ) E <sub>1</sub>	D R <sub>2</sub>	↓ E <sub>1</sub> E <sub>1</sub>	7					7		15	18
✓ 4	4	Levi Stayer (11)	(T <sub>2</sub> ) N <sub>3</sub>	D	↓ E <sub>1</sub> T <sub>2</sub>	8					8	DEC	3	-
✓ 5	5	Brad Malnoski (11)		↓ E <sub>1</sub> (BTD 3:11)		1					1		18	18
✓ 1	5	Austin Matthews (12)	(T <sub>2</sub> )	↓ E <sub>1</sub> T <sub>2</sub>	T <sub>2</sub> N <sub>2</sub> N <sub>3</sub>	12					12	MDEC	4	-
✓ 2	2	Taylor Harrington (12)		D	= S <sub>W</sub>	0					0		22	18
✓ 1	6	Curtis Anols (12)		D	↓ S <sub>W</sub> S	0					0		-	3
✓ 1	0	Jack Middleton (12)	(T <sub>2</sub> )	↓ C R <sub>2</sub>	I	5					5	DEC	22	21
✓ 1	7	Mike Milles (10)		S <sub>W</sub> S	↓ E <sub>1</sub>	1					1		-	3
✓ 1	0	Taylor Fox (12)		↓ E <sub>1</sub> I		2					2	DEC	22	24
✓ 1	8	Austin Moffett (11)		D R <sub>2</sub>	↓ E <sub>1</sub> T <sub>2</sub> N <sub>2</sub>	7					7	DEC	3	-
✓ 2	2	Eli Humes (12)	(T <sub>2</sub> )	↓ R <sub>2</sub> E <sub>1</sub>	S <sub>W</sub> E <sub>1</sub>	6					6		25	24
✓ 1	9	Jamar Henry (12)	(T <sub>2</sub> )	↓ E <sub>1</sub> T <sub>2</sub>		5					5	DEC	3	-
✓ 1	5	Garrette Reinwald (10)	E <sub>1</sub>	D E <sub>1</sub>	↓ E <sub>1</sub>	3					3		28	24

T<sub>2</sub> - Takedown  
R<sub>2</sub> - Reversal  
E<sub>1</sub> - Escape  
N<sub>2</sub> - Near fall  
N<sub>3</sub> - Near fall (5 seconds)  
N<sub>4</sub> - Near fall (as a result of injury or bleeding)  
Sw - Stalling Warning  
S - Stalling

TV - Technical Violation  
P - Illegal Hold/Maneuver or Unnecessary Roughness  
RO - Ride-out  
C - Caution  
C<sub>1</sub> - Points Earned After 2nd Caution  
CMW - Coach Misconduct Warning

CM - Coach Misconduct  
W - Warning  
FS - False Start  
UCM - Unsportsmanlike Conduct - Match Point  
UCT - Unsportsmanlike Conduct - Team Point  
FMC - Flagrant Misconduct  
F - 1:38 Fall

TF - 4:25 Technical Fall  
For - Forfeit  
Def - Default  
DQ - Disqualified  
Dec - Decision  
MD - Major Decision  
▲ - Selects Up  
▼ - Selects Down  
= - Selects Neutral

OT - Overtime  
SV - Sudden Victory  
TB - Tiebreaker  
UTB - Ultimate Tiebreaker  
IT - Injury Time  
IT - (= ▲ ▼) choice after 2nd Injury Time-out  
BT - Blood Time

NOTE:  
Circle first point(s) scored

FINAL SCORE

28 24





# STATE TEAM DUALS 1st Round @ Giant Center Hershey

## DUAL MEET SCORESHEET

HOME: Reynolds VISITOR: Saucon Valley DATE: 2.7.13 TIME: 5:46 pm REFEREE: W

CHOICE	WT	WRESTLERS	1ST PERIOD	2ND PERIOD	3RD PERIOD	SCORE	OVERTIME				MATCH SCORE	MATCH RESULTS	TEAM SCORE	
							SV	TB1	TB2	UTB			H	V
	1/3	Mike Bartolo (10)	E <sub>1</sub> T <sub>2</sub> N <sub>3</sub> (FAIL 1:39)								FAIL 1:39		6	-
✓	3	Ty Drunkenmiller (10)	T <sub>2</sub> N <sub>3</sub>										6	0
✓	1/2	Nick Nottingham (10)		D E <sub>1</sub>									-	6
	2	Bryan Israel (12)	C T <sub>2</sub> C	↓ R <sub>2</sub> T <sub>2</sub> (FAIL 3:24)							FAIL 3:24		6	6
	1/2	Mason McCollum (11)											-	6
✓	1/2	Tyler Harka (12)	T <sub>2</sub> (FAIL 1:39)								FAIL 1:39		6	12
✓	1/2	Math Leise (12)	E <sub>1</sub> T <sub>2</sub>	D									6	-
	2	Will Jusino (12)	T <sub>2</sub>	↓									12	12
	1/3	Cam Cianci (12)	T <sub>2</sub>	↓ S <sub>w</sub> E <sub>1</sub>									-	3
✓	3	Brody Bisson (12)	R <sub>2</sub>	D									12	15
✓	1/4	Levi Steyer (11)	C T <sub>2</sub>	D T <sub>2</sub> I									4	-
	5	Nathan Harka (9)		↓ S <sub>w</sub> E <sub>1</sub> S									16	15
	1/5	Austin Matthews (12)	T <sub>2</sub> C (FAIL 1:16)								FAIL 1:16		6	-
✓	5	Travis Buddock (12)											22	15
✓	1/6	Mike Mikero (10)	E <sub>1</sub>	D									-	4
	6	Jason Lynch (10)	T <sub>2</sub> N <sub>2</sub>	↓ E <sub>1</sub>									10	19
	1/7	Austin Moffett (11)	E <sub>1</sub> T <sub>2</sub> N <sub>3</sub>										9	3
✓	7	Sam Dickey (12)	T <sub>2</sub> E <sub>1</sub>	↓ E <sub>1</sub> T <sub>2</sub> S <sub>w</sub>									12	22
BTG(R) 4/15	1/8	Jamar Henry (12)	T <sub>2</sub>	D T <sub>2</sub>									7	-
	8	Tyler Kehs (11)	BT E <sub>1</sub>	↓ E <sub>1</sub> E <sub>1</sub>									3	25
BTG(R)	1/9	Denton Beonab (11)	S <sub>w</sub> S	C S I E <sub>1</sub>									4	-
✓	9	Justin Blobe (11)	(1) BT	↓ I E <sub>1</sub> P BT T <sub>2</sub> T <sub>2</sub>									9	25
✓	2	Logan Rickert (12)		D S <sub>w</sub>									0	-
	2	Ray O'Donnell (12)	T <sub>2</sub> N <sub>2</sub>	↓ R <sub>2</sub> N <sub>2</sub>									13	29
	2/8	Gene Ringer (9)	T <sub>2</sub> (FAIL 1:25)								FAIL 1:25		6	-
✓	5	Matthew Ehrhitz (11)	C										31	29
✓	1/10	Seth Hogue (9)	T <sub>2</sub> N <sub>3</sub> N <sub>2</sub>	D R <sub>2</sub>									4	-
	6	Jack Hill (9)	E <sub>1</sub>	↑ S <sub>w</sub>									35	29

T<sub>2</sub> - Takedown  
R<sub>2</sub> - Reversal  
E<sub>1</sub> - Escape  
N<sub>2</sub> - Near fall  
N<sub>3</sub> - Near fall (5 seconds)  
N<sub>4</sub> - Near fall (as a result of injury or bleeding)  
Sw - Stalling Warning  
S - Stalling

TV - Technical Violation  
P - Illegal Hold/Maneuver or Unnecessary Roughness  
RO - Ride-out  
C - Caution  
C<sub>1</sub> - Points Earned After 2nd Caution  
CMw - Coach Misconduct Warning

CM - Coach Misconduct  
W - Warning  
FS - False Start  
UCM - Unsportsmanlike Conduct - Match Point  
UCT - Unsportsmanlike Conduct - Team Point  
FMC - Flagrant Misconduct  
F - 1:38 Fall

TF - 4:25 Technical Fall  
For - Forfeit  
Def - Default  
DQ - Disqualified  
Dec - Decision  
MD - Major Decision  
▲ - Selects Up  
▼ - Selects Down  
= - Selects Neutral

OT - Overtime  
SV - Sudden Victory  
TB - Tiebreaker  
UTB - Ultimate Tiebreaker  
IT - Injury Time  
IT - (= ▲ ▼) choice after 2nd Injury Time-out  
BT - Blood Time

FINAL SCORE

NOTE:  
Circle first point(s) scored





# 1/4 Finals PIAA TEAM Championships @ Giant Center

## DUAL MEET SCORESHEET

HOME: Reynolds VISITOR: West Branch DATE: 2.8.13 TIME: 1:26 pm REFEREE: [Signature]

CHOICE	WT	WRESTLERS	1ST PERIOD	2ND PERIOD	3RD PERIOD	SCORE	OVERTIME				MATCH SCORE	MATCH RESULTS	TEAM SCORE		
							SV	TB1	TB2	UTB			H	V	
✓	138	Neal Engstrom (12)		↓ E <sub>1</sub> E <sub>1</sub>		3		↑	↑	↑			-	3	
✓	145	Parker Bumbarger (11)	T <sub>2</sub>	D T <sub>2</sub> T <sub>2</sub>	↓ R <sub>2</sub>	8		↑	↑	↑		DEC.	0	3	
✓	152	Levi Stoyer (11)	T <sub>2</sub> N <sub>3</sub>	(FAIL 1:24)				↑	↑	↑		Fail 1:24	6		
✓	152	Clayton Green (9)						↑	↑	↑			6	3	
✓	152	Austin Matthews (12)	T <sub>2</sub> N <sub>3</sub>	(FAIL 1:16)				↑	↑	↑		Fail 1:16	6	-	
✓	160	Luke Slippey (10)						↑	↑	↑			12	3	
✓	160	MIKE MILERO (10)	T <sub>2</sub> T <sub>2</sub>	D T <sub>2</sub>	↓ E <sub>1</sub> T <sub>2</sub> N <sub>3</sub> N <sub>3</sub>	15		↑	↑	↑	15	MDEC	4	-	
		Conor Myers (10)	E <sub>1</sub>	↓ E <sub>1</sub> E <sub>1</sub>		3		↑	↑	↑	3		16	3	
	170	Curtis Arnold (12)		= E <sub>1</sub> E <sub>1</sub>		2		↑	↑	↑	2		-	4	
✓	170	Lucas Kristofits (12)	T <sub>2</sub>	D T <sub>2</sub> T <sub>2</sub> T <sub>2</sub>	↓ E <sub>1</sub> T <sub>2</sub>	11		↑	↑	↑	11	MDEC	16	7	
✓	182	Austin Moffett (11)		↓ (E <sub>1</sub> ) T <sub>2</sub> E <sub>1</sub> T <sub>2</sub> N <sub>3</sub>		12		↑	↑	↑	12	DEC	3	-	
	182	Vincent McDowell (9)		C R <sub>2</sub>	↓ E <sub>1</sub> T <sub>2</sub> E <sub>1</sub>	6		↑	↑	↑	6		19	7	
✓	195	Jamar Henry (12)	T <sub>2</sub>	↓ E <sub>1</sub> T <sub>2</sub>		7		↑	↑	↑	7	DEC	3	-	
✓	200	Robert Pearce (11)		D	↓ E <sub>1</sub>	1		↑	↑	↑	1		22	7	
✓	200	Logan Rickert (12)	T <sub>2</sub>					↑	↑	↑		47	INT. DEF.	6	-
✓	200	Reynold Maines (10)	INT					↑	↑	↑			28	7	
✓	200	Gene Ringer (9)	INT					↑	↑	↑			-	6	
✓	205	Morgan Seleck (11)	T <sub>2</sub> N <sub>4</sub>					↑	↑	↑		49	FAI DEF	28	13
✓	210	Seth Hogue (9)	T <sub>2</sub>	D R <sub>2</sub>	↓ R <sub>2</sub>	6		↑	↑	↑	6	DEC	3	-	
✓	210	Dustin Delmaro (12)		↓ R <sub>2</sub>		2		↑	↑	↑	2		31	13	
✓	215	MIKE BARTOLO (10)	T <sub>2</sub> N <sub>3</sub>	↓ E <sub>1</sub> T <sub>2</sub> N <sub>3</sub> N <sub>3</sub>		16		↑	↑	↑	16	4:11	5	-	
✓	220	Wyatt SANKEY (11)	INT	D	↑	0		↑	↑	↑	0		36	13	
✓	220	Nick Nottingham (10)		↓ R <sub>2</sub>		4		↑	↑	↑	4	DEC	3	-	
		Jacob Brown (11)			=	0		↑	↑	↑	0		39	13	
✓	225	Mason McCallum (11)	T <sub>2</sub> N <sub>3</sub>	↓ E <sub>1</sub> T <sub>2</sub>	(FAIL 3:31)			↑	↑	↑		Fail 3:31	6	-	
✓	230	Kaleb Quick (11)		D				↑	↑	↑			45	13	
✓	235	Dallas Spodito (11)		=				↑	↑	↑			-	6	
✓	240	John Hayles (12)	T <sub>2</sub> N <sub>2</sub> N <sub>2</sub> N <sub>3</sub>	T <sub>2</sub>	(FAIL 2:47)			↑	↑	↑		Fail 2:47	45	19	

T<sub>2</sub> - Takedown  
R<sub>2</sub> - Reversal  
E<sub>1</sub> - Escape  
N<sub>2</sub> - Near fall  
N<sub>3</sub> - Near fall (5 seconds)  
N<sub>4</sub> - Near fall (as a result of injury or bleeding)  
Sw - Stalling Warning  
S - Stalling

TV - Technical Violation  
P - Illegal Hold/Maneuver or Unnecessary Roughness  
RO - Ride-out  
C - Caution  
C<sub>1</sub> - Points Earned After 2nd Caution  
CM<sub>w</sub> - Coach Misconduct Warning

CM - Coach Misconduct  
W - Warning  
FS - False Start  
UCM - Unsportsmanlike Conduct  
UCT - Unsportsmanlike Conduct  
FMC - Flagrant Misconduct  
F - 1:38 Fall

TF - 4:25 Technical Fall  
For - Forfeit  
Def - Default  
DQ - Disqualified  
Dec - Decision  
MD - Major Decision  
▲ - Selects Up  
▼ - Selects Down  
= - Selects Neutral

OT - Overtime  
SV - Sudden Victory  
TB - Tiebreaker  
UTB - Ultimate Tiebreaker  
IT - Injury Time  
IT - (= ▲ ▼) choice after 2nd Injury Time-out  
BT - Blood Time

NOTE:  
Circle first point(s) scored

FINAL SCORE 45 19





# DUAL MEET SCORESHEET

HOME: Reynolds VISITOR: Boiling Springs DATE: 2.8.13 TIME: 10:01 pm REFEREE: WJ

CHOICE	WT	WRESTLERS	1ST PERIOD	2ND PERIOD	3RD PERIOD	SCORE	OVERTIME				MATCH SCORE	MATCH RESULTS	TEAM SCORE	
							SV	TB1	TB2	UTB			H	V
✓	1/2	Austin Matthews (12)	T <sub>2</sub> (FAIL:55)								FAIL	:55	6	-
		DERICK BYERS (9)											6	0
INT (G) 1:44	✓	1/6	Curtis Arnold (12)	S <sub>W</sub>	IT	↓ S I E <sub>1</sub>	2				2		-	3
		John Vaughn (10)		↓ R <sub>2</sub> S <sub>W</sub>		I S T <sub>2</sub>	5				5	DEC	6	3
✓	1/7	MIKE MILLER (10)		↓ E <sub>1</sub>		C	1	C	↓ E <sub>1</sub>		3	DEC	3	-
		Conner Murphy (11)			↓ E <sub>1</sub>		1	↓ E <sub>1</sub>	↓ T <sub>2</sub>		2		9	3
✓	1/8	Austin Moffett (11)	T <sub>2</sub>			↓ E <sub>1</sub>	5				5	DEC	3	-
		Anton Murrow (12)		↓ E <sub>1</sub> E <sub>1</sub>		T <sub>2</sub>	4				4		12	3
✓	1/9	JAMAR HENRY (12)		↓ R <sub>2</sub>		S <sub>W</sub> R <sub>2</sub> T <sub>2</sub>	6				6	DEC	3	-
		Kyle Taylor (11)		E <sub>1</sub> S <sub>W</sub>		↓ R <sub>2</sub> E <sub>1</sub>	4				4		15	3
✓	2/20	Logan Rickett (12)		↓ E <sub>1</sub> S <sub>W</sub>			1	T <sub>2</sub>			3	DEC	3	-
INT (G) 1:55		Calvin Barrick (12)		D S <sub>W</sub>		↓ E <sub>1</sub>	1				1		18	3
✓	2/8	Gene Ringler (9)		↓ E <sub>1</sub>		IT	1	T <sub>2</sub>			3	DEC	3	-
		Noah Davis (11)				↓ E <sub>1</sub>	1				1		21	3
✓	1/6	Seth Hogue (9)	T <sub>2</sub> (FAIL:59)								FAIL	:59	6	-
		Jonathan Day (9)											27	3
✓	1/3	MIKE BANTOLO (10)	E <sub>1</sub> E <sub>1</sub>	D E <sub>1</sub>		= S <sub>W</sub>	13				13		-	4
		Korbin Myers (10)	T <sub>2</sub> T <sub>2</sub> T <sub>2</sub>	= T <sub>2</sub> N <sub>3</sub>		T <sub>2</sub>	3				3	MDEC	27	7
✓	1/20	Nick Nottingham (10)	S <sub>W</sub>	T <sub>2</sub> N <sub>2</sub>		↓ S	4				4		-	3
✓	1/2	AJ Kostyak (9)	T <sub>2</sub>	↓ E <sub>1</sub>		I N <sub>2</sub>	6				6	DEC	27	10
✓	1/26	Mason McCollum (11)	T <sub>2</sub>	D S <sub>W</sub>		↓ E <sub>1</sub> E <sub>1</sub>	4				4		-	3
INT (G) 1:04		Grant Bond (10)	E <sub>1</sub> T <sub>2</sub>	↓ E <sub>1</sub>		T <sub>2</sub>	6				6	DEC	27	13
✓	1/32	Cam Cianci (12)	T <sub>2</sub> T <sub>2</sub> C	= S <sub>W</sub>		S IT	4				4		-	4
		Kyle Shoop (10)	E <sub>1</sub> E <sub>1</sub>	D T <sub>2</sub> N <sub>3</sub> N <sub>3</sub>		↑ N <sub>3</sub> I N <sub>2</sub>	16				16	MDEC	27	17
✓	1/38	Matt Leise (12)	T <sub>2</sub>	D		↓ R <sub>2</sub>	4				4		-	3
		Andrew Mellott (12)	E <sub>1</sub>	↓ E <sub>1</sub>		N <sub>2</sub> E <sub>1</sub>	4	T <sub>2</sub>			6	DEC	27	20
✓	1/45	Levi Stoyzer (11)	T <sub>2</sub>		T <sub>2</sub> N <sub>2</sub>	↓ R <sub>2</sub> N <sub>2</sub>	10				10	MDEC	4	-
		Tyler Kauffman (10)		↓ E <sub>1</sub>			1				1		31	20

T<sub>2</sub> - Takedown  
R<sub>2</sub> - Reversal  
E<sub>1</sub> - Escape  
N<sub>2</sub> - Near fall  
N<sub>3</sub> - Near fall (5 seconds)  
N<sub>4</sub> - Near fall (as a result of injury or bleeding)  
S<sub>W</sub> - Stalling Warning  
S - Stalling

TV - Technical Violation  
P - Illegal Hold/Maneuver or Unnecessary Roughness  
RO - Ride-out  
C - Caution  
C<sub>1</sub> - Points Earned After 2nd Caution  
CM<sub>W</sub> - Coach Misconduct Warning

CM - Coach Misconduct  
W - Warning  
FS - False Start  
UCM - Unsportsmanlike Conduct  
- Match Point  
UCT - Unsportsmanlike Conduct  
- Team Point  
FMC - Flagrant Misconduct  
F - 1:38 Fall

TF - 4:25 Technical Fall  
For - Forfeit  
Def - Default  
DQ - Disqualified  
Dec - Decision  
MD - Major Decision  
▲ - Selects Up  
▼ - Selects Down  
= - Selects Neutral

OT - Overtime  
SV - Sudden Victory  
TB - Tiebreaker  
UTB - Ultimate Tiebreaker  
IT - Injury Time  
IT - (= ▲ ▼) choice after 2nd Injury Time-out  
BT - Blood Time

FINAL SCORE

31 20

NOTE:  
Circle first point(s) scored





## DUAL MEET SCORESHEET

HOME: ReynoldsVISITOR: Bethlehem CatholicDATE: 2.9.13TIME: 3:00pmREFEREE: Tom Chappel

CHOICE	WT	WRESTLERS	1ST PERIOD	2ND PERIOD	3RD PERIOD	SCORE	OVERTIME				MATCH SCORE	MATCH RESULTS	TEAM SCORE	
							SV	TB1	TB2	UTB			H	V
✓ 1	3	MIKE Baato/o (10)	E <sub>1</sub> T <sub>2</sub>	D P E <sub>1</sub> T <sub>2</sub>	↓ E <sub>1</sub> T <sub>2</sub>	9	↑	↑	↑		DEC		3	-
		Stephen Maloney (9) (T <sub>2</sub> )		↓ I R <sub>2</sub>		5	↑	↑	↑				3	0
✓ 2	0	NICK Nottingham (10)	E <sub>1</sub> E <sub>1</sub>	↓ E <sub>1</sub> E <sub>1</sub> E <sub>1</sub> E <sub>1</sub>			↑	↑	↑				-	6
✓ 2	0	DARIAN Cruz (12)	(T <sub>2</sub> ) T <sub>2</sub> T <sub>2</sub>	D T <sub>2</sub> T <sub>2</sub> T <sub>2</sub> T <sub>2</sub>	(FAIL 3:47)		↑	↑	↑		Fail	3:47	3	6
✓ 1	2	MASON McCallum (11)	E <sub>1</sub> E <sub>1</sub>	D E <sub>1</sub>			↑	↑	↑				-	6
✓ 1	2	ZEKE MOISEY (11)	T <sub>2</sub> N <sub>3</sub> T <sub>2</sub> T <sub>2</sub>	↓ R <sub>2</sub> T <sub>2</sub>	(FAIL 3:00)		↑	↑	↑		Fail	3:00	3	12
✓ 1	3	MAT LEISE (12)		↓ E <sub>1</sub>		2	↑	↑	↑		2		-	3
✓ 1	3	MASON Angststadt (11)	(T <sub>2</sub> ) N <sub>2</sub>	D	↓ S W S	4	↑	↑	↑		4	DEC	3	15
✓ 1	3	NEAL Engstrom (12)	IT	D			↑	↑	↑				-	6
✓ 1	3	RYAN Todora (12)	(T <sub>2</sub> ) N <sub>4</sub>	↓ R <sub>2</sub>	(FAIL 3:20)		↑	↑	↑		Fail	3:20	3	21
✓ 1	4	LEVI Stoyer (11)			↓ (E <sub>1</sub> ) S W	1	↑	↑	↑		1	DEC	3	-
✓ 1	4	ADAM Soldridge (9)		↓		0	↑	↑	↑		0		6	21
✓ 1	5	Austin Matthews (12)	(T <sub>2</sub> ) (FAIL 1:22)				↑	↑	↑		Fail	1:22	6	-
✓ 1	5	MARK Maloney (12)					↑	↑	↑				12	21
✓ 1	6	Curtis Arnold (12)	E <sub>1</sub> E <sub>1</sub> E <sub>1</sub> C	E <sub>1</sub> E <sub>1</sub>	↓ E <sub>1</sub> S W	6	↑	↑	↑		6		-	4
✓ 1	6	CONNOR Hedash (12)	(T <sub>2</sub> ) T <sub>2</sub> T <sub>2</sub> T <sub>2</sub>	↓ R <sub>2</sub> T <sub>2</sub> T <sub>2</sub>	T <sub>2</sub> N <sub>2</sub>	18	↑	↑	↑		18	MDEC	12	25
✓ 1	7	MIKE MILLERO (10)		↓		0	↑	↑	↑		0		-	3
✓ 1	7	NICK Cortopassi (11)			↓ (E <sub>1</sub> )	1	↑	↑	↑		1	DEC	12	28
✓ 1	8	Austin Miffett (11)	E <sub>1</sub>	↓ E <sub>1</sub> T <sub>2</sub> N <sub>3</sub> TV	↓ E <sub>1</sub> S W	4	↑	↑	↑		4		-	3
✓ 1	8	JOSE Ortiz (11)	(T <sub>2</sub> )	↓ E <sub>1</sub> T <sub>2</sub> N <sub>3</sub> TV	↓ E <sub>1</sub> S W	8	↑	↑	↑		8	DEC	12	31
✓ 1	9	JAMAR Henry (12)		↓ (E <sub>1</sub> )		1	↑	↑	↑		1		-	3
✓ 1	9	JOSH Alpha (12)			↓ E <sub>1</sub> S W	1	↑	↑	↑		2	DEC	12	34
✓ 2	2	Logan Rickert (12)	(T <sub>2</sub> )	T <sub>2</sub> T <sub>2</sub> T <sub>2</sub>	↓ R <sub>2</sub> I T <sub>2</sub>	13	↑	↑	↑		13	MDEC	4	-
✓ 2	2	RYAN Johnson (10)		↓ E <sub>1</sub> E <sub>1</sub> S W E <sub>1</sub>	E <sub>1</sub> S	4	↑	↑	↑		4		16	34
✓ 2	2	GENE Ringer (9)		↓ IT E <sub>1</sub>		1	↑	↑	↑		1		-	3
✓ 2	2	Andrew Dunn (10)	(T <sub>2</sub> )		↓ E <sub>1</sub> S W	3	↑	↑	↑		3	DEC	16	37
✓ 1	6	SETH Hogue (9)		E <sub>1</sub> E <sub>1</sub>			↑	↑	↑				-	6
✓ 1	6	LUKE Karam (9)	(T <sub>2</sub> ) N <sub>2</sub>	↓ E <sub>1</sub> T <sub>2</sub> T <sub>2</sub> T <sub>2</sub>	(FAIL 3:33)		↑	↑	↑		Fail	3:33	16	43

T<sub>2</sub> - Takedown  
 R<sub>2</sub> - Reversal  
 E<sub>1</sub> - Escape  
 N<sub>2</sub> - Near fall  
 N<sub>3</sub> - Near fall (5 seconds)  
 N<sub>4</sub> - Near fall (as a result of injury or bleeding)  
 Sw - Stalling Warning  
 S - Stalling  
 TV - Technical Violation  
 P - Illegal Hold/Maneuver or Unnecessary Roughness  
 RO - Ride-out  
 C - Caution  
 C<sub>1</sub> - Points Earned After 2nd Caution  
 CMW - Coach Misconduct Warning

CM - Coach Misconduct  
 W - Warning  
 FS - False Start  
 UCM - Unsportsmanlike Conduct - Match Point  
 UCT - Unsportsmanlike Conduct - Team Point  
 FMC - Flagrant Misconduct  
 F - 1:38 Fall

TF - 4:25 Technical Fall  
 For - Forfeit  
 Def - Default  
 DQ - Disqualified  
 Dec - Decision  
 MD - Major Decision  
 ▲ - Selects Up  
 ▼ - Selects Down  
 = - Selects Neutral

OT - Overtime  
 SV - Sudden Victory  
 TB - Tiebreaker  
 UTB - Ultimate Tiebreaker  
 IT - Injury Time  
 IT - (= ▲ ▼) choice after 2nd Injury Time-out  
 BT - Blood Time

FINAL SCORE

16 43

NOTE:  
Circle first point(s) scored






National Federation of State High School Associations



Varsity  
2013-2014

# Wrestling Official Scorebook



OFFICIAL DISTRIBUTOR  
CRAMER PRODUCTS, INC.

WRS



# DUAL MEET SCORESHEET

HOME: Reynolds

VISITOR: Grive City

DATE: 12-6-13

TIME: 8:40p.m. REFEREE: W. Zuber

CHOICE	WT	WRESTLERS	1ST PERIOD	2ND PERIOD	3RD PERIOD	SCORE	OVERTIME				MATCH SCORE	MATCH RESULTS	TEAM SCORE	
							SV	TB1	TB2	UTB			H	V
✓	132	ALEX BROCHETTI (10)		↑	E1 T2								6	-
	132	JOEL LEISE (9)	T2 N2 N2 N2		E1 T2 FALL 2:44						F	2:44	6	0
	138	LUKE WALTER (11)	E1	↓	E1 T2	6					6	DEC	-	3
✓	138	ALEX DIGREGORIO (12)	T2	D	S	3					3		6	3
✓	145	NALTON MEALS (10)		=	E1	2					2		4	-
	145	LEVI STAYER (12)	T2 BTG:37 IND:37		T2 T2	13					13	MAD DEC	10	3
	152	JARED SANDER (12)	FORFEIT									Forf.	6	-
✓	152	MASON MCCOILUM (12)											16	3
✓	160	JARED SANDER (12)		↓		4					4	DEC	-	3
	160	KELAN MILLER (11)		C		1					1		16	6
	170	COROZZ SANDERS (9)		↓									6	-
✓	170	JAMES SLATER (11)	T2 N2 N3	D	C FALL 2:37						F	2:37	22	6
✓	182	ZION SPRIVEN (11)											6	-
	182	MIKE MILLER (11)	T2 FALL 1:34								F	1:34	28	6
	195	AUSTON BIRKBIHLER (9)											6	-
✓	195	TREVA GRISWOLD	T2 FALL 1:24								F	1:24	34	6
✓	220	ROBERT FOLKARD (12)										Forf.	6	-
	285	GENE RINDER (10)										Forf.	6	-
✓	106	COREY BABIE (9)											6	-
	106	GABE BAYLESS (9)	T2 FALL 1:46								F	1:46	52	6
	113	BRUCE MARTIN (9)	E1 E1										6	-
✓	113	SETH HOGUE (10)	T2 T2 T2 FALL 1:00								F	1:00	58	6
✓	126	CHASE HAUCK (9)										Forf.	6	-
	126	JACOB POWELL (9)	E1 C										6	-
✓	126	MIKE BARTOLO (11)	T2 T2 FALL 1:47								F	1:47	70	6

T2 - Takedown  
R2 - Reversal  
E1 - Escape  
N2 - Near fall  
N3 - Near fall (5 seconds)  
N4 - Near fall (as a result of injury or bleeding)  
Sw - Stalling Warning  
S - Stalling

TV - Technical Violation  
P - Illegal Hold/Maneuver or Unnecessary Roughness  
RO - Ride-out  
C - Caution  
C1 - Points Earned After 2nd Caution  
CMW - Coach Misconduct Warning

CM - Coach Misconduct  
W - Warning  
FS - False Start  
UCM - Unsportsmanlike Conduct - Match Point  
UCT - Unsportsmanlike Conduct - Team Point  
FMC - Flagrant Misconduct  
F - 1:38 Fall

TF - 4:25 Technical Fall  
For - Forfeit  
Def - Default  
DQ - Disqualified  
Dec - Decision  
MD - Major Decision  
▲ - Selects Up  
▼ - Selects Down  
= - Selects Neutral

OT - Overtime  
SV - Sudden Victory  
TB - Tiebreaker  
UTB - Ultimate Tiebreaker  
IT - Injury Time  
IT - (= ▲ ▼) choice after 2nd Injury Time-out  
BT - Blood Time

NOTE:  
Circle first point(s) scored

FINAL SCORE 70 6





# DUAL MEET SCORESHEET

HOME: REYNOLDS

VISITOR: McDowell

DATE: 12/10/13

TIME: 9:30pm

REFEREE: Anthony D. Galt

CHOICE	WT	WRESTLERS	1ST PERIOD				2ND PERIOD	3RD PERIOD	SCORE	OVERTIME				MATCH SCORE	MATCH RESULTS	TEAM SCORE	
			SV	TB1	TB2	UTB										H	V
✓	1/2	BENJI YATES	T2 N2	E1			D	C S						5		3	-
	1/2	MIKE BARTOLO / A. REITER	R2	T2			↓ E1 T2 C	N2						9	DEC	3	0
	1/3	LUKE PETERSON / <del>SAMUELSON</del>	C	E1			↓ C E1 T2 C	C T2 S						6	DEC	-	3
✓	1/2	JOEL LEISE	T2 BTD:34				D	C 1						5		3	3
✓	1/3	NOAH BURKHART	T2 T2	INT:50			↓ R2 FALL 2:27							F	2:27	-	6
	1/3	A. DIGREGORIO / <del>NOTTINGHAM</del>	E1	E1			N2									3	9
	1/4	JAKE PAULSON	E1				↓ E1 E1	S S						3		4	-
✓	1/5	L. STOKER	T2				D T2 T2 N2	↓ E1 T2 N3						14	MAY DEC	7	9
✓	1/5	RYAN DAILEY	E1 T2 C	T2 N3			↓ E1 E1	E1 S						11	DEC	-	3
	1/2	M. MCCORMICK	T2	E1			T2 T2	↓ E1 T2						10		7	12
	1/6	<del>CAMPANELLA</del> / VEYSALOV & IN														6	-
✓	1/6	K. ATHER / A. MORRIS	T2 N3 N2	FALL 1:28										F	1:28	13	12
✓	1/7	COUSINS	E1	E1			↓ E1 E1	S						4		3	-
	1/7	M. MILLER	T2 T2				C T2	↓ E1						7		16	12
	1/2	TYLER SPEARMAN / <del>TRIDEN</del>	T2 T2					↓ E1 T2 T2 T2 T2						13		-	3
✓	1/2	T. ERISWOLD	E1 R2				↓ E1	E1 E1 E1 E1						8		16	15
✓	1/3	Z. RINDFUSS	IN BTD:46	IN 41			D 41	BTD:57 IN DR							DQ	6	-
	1/3	D. ZEROWAS	T2 N3 1	1			↓ 2 E1									22	15
	2/2	BEN BISH	T2 T2				↓ E1 T2	C T2						9	DEC	-	3
✓	2/2	R. FOLKROD	E1				D N2 T2	↓ E1						4		22	18
✓	2/3	AUGUSTINE	BTD:51-3	IN			↓ E1	T2						3	DEC	-	3
	2/3	E. RINKER	①				INT:1:03	↓ E1						2		22	21
	1/8	GABE STOKER					=	TN TN						0		3	-
✓	1/8	G. BAYLESS	T2				D	↓ 1 1 E1						5	DEC	25	21
✓	1/3	CHARLIE LONOX	T2 N3 C	FALL 1:40										F	1:40	-	6
	1/3	S. HOGUE														25	27
	1/2	KEEGAN FORDYCE	T2 E1				↓ E1 E1	C 1 E1						7	DEC	-	3
✓	1/2	C. HANCK	R2				D T2	↓ R2 T						6		25	30

- T2 - Takedown
- R2 - Reversal
- E1 - Escape
- N2 - Near fall
- N3 - Near fall (5 seconds)
- N4 - Near fall (as a result of injury or bleeding)
- Sw - Stalling Warning
- S - Stalling

- TV - Technical Violation
- P - Illegal Hold/Maneuver or Unnecessary Roughness
- RO - Ride-out
- C - Caution
- C1 - Points Earned After 2nd Caution
- CMw - Coach Misconduct Warning

- CM - Coach Misconduct
- W - Warning
- FS - False Start
- UCM - Unsportsmanlike Conduct - Match Point
- UCT - Unsportsmanlike Conduct - Team Point
- FMC - Flagrant Misconduct
- F - 1:38 Fall

- TF - 4:25 Technical Fall
- For - Forfeit
- Def - Default
- DQ - Disqualified
- Dec - Decision
- MD - Major Decision
- ▲ - Selects Up
- ▼ - Selects Down
- = - Selects Neutral

- OT - Overtime
- SV - Sudden Victory
- TB - Tiebreaker
- UTB - Ultimate Tiebreaker
- IT - Injury Time
- IT - (= ▲ ▼) choice after 2nd Injury Time-out
- BT - Blood Time

FINAL SCORE

NOTE:  
Circle first point(s) scored



25 30



# DUAL MEET SCORESHEET

HOME: REYNOLDS

VISITOR: CATH. PREP

DATE: 12/17/13 TIME: 9:30

REFEREE: CH. [Signature]

CHOICE	WT	WRESTLERS	1ST PERIOD	2ND PERIOD	3RD PERIOD	SCORE	OVERTIME				MATCH SCORE	MATCH RESULTS	TEAM SCORE	
							SV	TB1	TB2	UTB			H	V
✓	1/2	J. GROMACKI (12)	T2 N3 N3 N3	= T2 N3 (T-FALL 3:43)		16	↑	↑	↑	16	T-FALL 3:43	-	5	
✓	6	M. BARTOLO (11)		D		0	↑	↑	↑	0		0	5	
✓	1/3	A. ROOT (12)	T2	D E1	↓ R2 N2 T2	9	↑	↑	↑	9	DEC	-	3	
	2	J. LEISE (9)		↓ R2	E1	3	↑	↑	↑	3		0	8	
	1/3	C. BAXTER (1)					↑	↑	↑			6	-	
✓	8	A. DIGREGORIO (12)	T2 (FALL 1:50)			Fail	↑	↑	↑	F	1:50	6	8	
✓	1/4	A. HUTZEL (12)	E1 E1	D E1	↓ E1 E1	5	↑	↑	↑	5		4	-	
	5	L. STOYER (12)	T2 T2 T2	↓ E1 T2 T2	T2 T2 N3	18	↑	↑	↑	18	MAY DEC	10	8	
	1/5	T. OSULLIVAN (11)					↑	↑	↑			6	-	
✓	2	M. MCCOLLUM (12)		↓ R2 (FALL 3:52)		Fail	↑	↑	↑	F	3:52	16	8	
✓	1/6	<del>GOLDEN / HOPKINS</del>					↑	↑	↑			6	-	
	0	K. MILLER (12)	T2 (FALL 1:19)			Fail	↑	↑	↑	F	1:18	22	8	
	1/3	<del>GOLDEN / HOPKINS</del>					↑	↑	↑			6	-	
✓	0	M. MILLERO (11)	T2 (FALL 1:47)			Fail	↑	↑	↑	F	1:47	28	8	
✓	1/8	MILK HUGHES	T2	D T2	= T2	6	↑	↑	↑	6	DEC	-	3	
	2	T. GRISWOLD (12)	E1	↓ E1 R2		4	↑	↑	↑	4		28	11	
	1/9	P. SELKER			↓ E1		T2	↑	↑	3	OT DEC	-	3	
✓	5	D. ZERONAS (12)		↓ E1			↑	↑	↑	1		28	14	
✓	2/3	D. KRAMER	E1	↓ S	S	1	↑	↑	↑	1		3	-	
	0	C. RICKERT (9)	T2		↓ E1 T2 1	6	↑	↑	↑	6		31	14	
	2/85	—					↑	↑	↑			6	-	
✓	85	G. RINGER (10)					↑	↑	↑		For	37	14	
✓	1/6	<del>SITTINGER / SAUERS</del>	T2				↑	↑	↑			6	-	
	0	G. BAYLESS (9)	E1 T2 (FALL 1:39)				↑	↑	↑	F	1:39	43	14	
	1/3	SITTINGER / SAUERS	C	↓	S C S	0	↑	↑	↑	0		4	-	
✓	3	S. HOGUE (10)	T2	D N3	↓ R2 1	8	↑	↑	↑	8	MAY DEC	47	14	
✓	1/2	T. GREGORY	T2 T2	D T2 S E1	↓ R2 INSIDE E1 T2	10	↑	↑	↑	10	DEC	-	3	
	0	C. HAUCK (9)	E1	↓ E1 T2	E1 T2	7	↑	↑	↑	7		47	16	

T2 - Takedown  
R2 - Reversal  
E1 - Escape  
N2 - Near fall  
N3 - Near fall (5 seconds)  
N4 - Near fall (as a result of injury or bleeding)  
Sw - Stalling Warning  
S - Stalling

TV - Technical Violation  
P - Illegal Hold/Maneuver or Unnecessary Roughness  
RO - Ride-out  
C - Caution  
C1 - Points Earned After 2nd Caution  
CMW - Coach Misconduct Warning

CM - Coach Misconduct  
W - Warning  
FS - False Start  
UCM - Unsportsmanlike Conduct - Match Point  
UCT - Unsportsmanlike Conduct - Team Point  
FMC - Flagrant Misconduct  
F - 1:38 Fall

TF - 4:25 Technical Fall  
For - Forfeit  
Def - Default  
DQ - Disqualified  
Dec - Decision  
MD - Major Decision  
▲ - Selects Up  
▼ - Selects Down  
= - Selects Neutral

OT - Overtime  
SV - Sudden Victory  
TB - Tiebreaker  
UTB - Ultimate Tiebreaker  
IT - Injury Time  
IT - (= ▲ ▼) choice after 2nd Injury Time-out  
BT - Blood Time

NOTE:  
Circle first point(s) scored

FINAL SCORE

47 16





# DUAL MEET SCORESHEET

HOME: REYNOLDS

VISITOR: LAKEVIEW

DATE: 12/19/13 TIME: 9:07

REFEREE: Andre Dg

CHOICE	WT	WRESTLERS	1ST PERIOD	2ND PERIOD	3RD PERIOD	SCORE	OVERTIME				MATCH SCORE	MATCH RESULTS	TEAM SCORE	
							SV	TB1	TB2	UTB			H	V
✓	14	S. CURRY (9)	BT0:26 EI										6	-
	5	L. STOKER (12)	T2 N2 N3	T2 N2 (FALL:15)		F					F	1:50	6	0
	15	forfeit										Forfeit	6	-
✓	2	M. MCCOLLUM (12)											12	0
✓	16	M. BAUGHMAN (12)		↓							0		5	-
	0	K. MILLER (12)	T2 N2 N2	N2 N3 N2 N2 (T-FALL 3:29)		T-Fall					16	Tot Fall	17	0
	17	KYLE CANNON (12)	EI EI										6	-
✓	0	M. MILLER (11)	T2 T2 T2 (FALL:48)			F					F	:48	23	0
✓	18	S. DOUGHERTY (9)	C										6	-
	2	T. GRISWOLD (12)	T2 (FALL:24)			F					F	:24	29	0
	19	M. SPENCE (11)		T2	↓ EI BT0:28 BT0:07 BT0:27 SS	3					3	DEC	-	3
✓	3	D. ZEROWNS		↓ EI		1	2				2		29	3
✓	20	A. CLAYTON (11)	T2	D	↓ R2 S	4					4		3	-
	0	C. RICKERT (9)		↓	EI T2 N2	5					5	DEC	32	3
	2	SAM BREESE (12)	T2 N3	↓ EI T2 INT:42	S	T2	11				11	MAJ DEC	-	4
✓	8	G. RINLER (10)	EI BT0:51	D	↓ C EI T2 BT0:52 EI	3					3		32	7
✓	10	KYLE IBBS (9)											6	-
	6	G. BAYLESS (9)	T2 (FALL:52)			F					F	:52	38	7
	1	OWEN CLAYTON (9)		↓ EI	↑ R2								6	-
✓	3	S. HOGUE (10)	T2 N3	D T2 N3 N2 N3	↑ R2 FALL 4:30	F					F	4:30	44	7
✓	1	A. HANCK (10) / J. HEIM	EI	D BT0:24	= R2	3					3		4	-
	0	C. HANCK (9)	T2	↓ R2 N3 N3	T2 R2	14					14	MAJ DEC	48	7
	1	DYLE M. CONNELL (9)	EI	↓ EI EI EI EI									6	-
✓	2	M. BARTOLO (10)	T2 N2 T2 N3	D T2 T2 T2 N2 T2 (FALL:3:38)		F					F	3:38	54	7
✓	1	forfeit										Forfeit	6	-
	3	J. LEISE (9)											60	7
✓	1	ODY PERSH (9)		↓		0					0		5	-
✓	8	A. D. LUCIANO (12)	T2 N3	D N3 N3 N2 N3 (T-FALL 3:57)		10					16	Tot Fall	65	7

T2 - Takedown  
R2 - Reversal  
E1 - Escape  
N2 - Near fall  
N3 - Near fall (5 seconds)  
N4 - Near fall (as a result of injury or bleeding)  
SW - Stalling Warning  
S - Stalling

TV - Technical Violation  
P - Illegal Hold/Maneuver or Unnecessary Roughness  
RO - Ride-out  
C - Caution  
C1 - Points Earned After 2nd Caution  
CMW - Coach Misconduct Warning

CM - Coach Misconduct  
W - Warning  
FS - False Start  
UCM - Unsportsmanlike Conduct - Match Point  
UCT - Unsportsmanlike Conduct - Team Point  
FMC - Flagrant Misconduct  
F - 1:38 Fall

TF - 4:25 Technical Fall  
For - Forfeit  
Def - Default  
DQ - Disqualified  
Dec - Decision  
MD - Major Decision  
▲ - Selects Up  
▼ - Selects Down  
= - Selects Neutral

OT - Overtime  
SV - Sudden Victory  
TB - Tiebreaker  
UTB - Ultimate Tiebreaker  
IT - Injury Time  
IT - (=▲▼) choice after 2nd Injury Time-out  
BT - Blood Time

NOTE:  
Circle first point(s) scored

FINAL SCORE





# DUAL MEET SCORESHEET

HOME: REYNOLDS

VISITOR: HICKORY

DATE: 1/4/19

TIME: 10:05

REFEREE: W. Zuber

CHOICE	WT	WRESTLERS	1ST PERIOD	2ND PERIOD	3RD PERIOD	SCORE	OVERTIME				MATCH SCORE	MATCH RESULTS	TEAM SCORE	
							SV	TB1	TB2	UTB			H	V
✓ 2	135	FACE MYER											6	-
✓ 3	135	GENE RINGER	T3 (FALL 1:56)								F	1:56	6	0
✓ 4	135	DAMIAN VADALA		D									6	-
✓ 5	135	GAGE BAYLESS	T3 N2 N3	↓ R2							F	5:33	12	0
✓ 6	135	JUSTIN WALTERS	C	↓ E1									6	-
✓ 7	135	SETH HOGUE	T2 C	D T2							F	5:11	18	0
✓ 8	135	FORFEIT										FORF	6	-
✓ 9	135	CHAISE HAUCK											24	0
✓ 10	135	MASON DEAN	E1										6	-
✓ 11	135	MIKE BARTOLO	T3 N2 T2 (FALL 1:59)								F	1:59	30	0
✓ 12	135	DESSAN	C										6	-
✓ 13	135	JOEL LEISE	T2 (FALL 1:24)								F	1:24	36	0
✓ 14	135	BERKINYE	E1										6	-
✓ 15	135	ALEX D'IGREGARIO	T3 N3 T2 (FALL 1:57)								F	1:57	42	0
✓ 16	135	BIANCO	T2 C N3	↓ R2 N3							10	MAT 10	-	4
✓ 17	135	DAMIAN GEARHART									0		42	4
✓ 18	135	CROMARTIE											6	-
✓ 19	135	MASON MCCOLLUM	T2 N2 (FALL 1:32)								F	1:32	48	4
✓ 20	135	SIMS	P T2	D							2		3	-
✓ 21	135	KEGAN MILLER	①	↓ R2 N2							7	DC	51	4
✓ 22	135	THOMAS											6	-
✓ 23	135	MIKE MILLER	T2 (FALL 1:24)								F	1:24	57	4
✓ 24	135	LENZI											6	-
✓ 25	135	TRENER GRISWOLD	T2 (FALL 1:51)								F	1:51	63	4
✓ 26	135	COLLINS											6	-
✓ 27	135	DENTO ZERONAS	T2 (FALL 1:14)								F	1:14	69	4
✓ 28	135	MILBY		D C									6	-
✓ 29	135	COLE PICKERT	T2 N2	↓ R2	(FALL 2:23)						F	2:23	75	4

T2 - Takedown  
R2 - Reversal  
E1 - Escape  
N2 - Near fall  
N3 - Near fall (5 seconds)  
N4 - Near fall (as a result of injury or bleeding)  
Sw - Stalling Warning  
S - Stalling

TV - Technical Violation  
P - Illegal Hold/Maneuver or Unnecessary Roughness  
RO - Ride-out  
C - Caution  
C1 - Points Earned After 2nd Caution  
CMW - Coach Misconduct Warning

CM - Coach Misconduct  
W - Warning  
FS - False Start  
UCM - Unsportsmanlike Conduct - Match Point  
UCT - Unsportsmanlike Conduct - Team Point  
FMC - Flagrant Misconduct  
F - 1:38 Fall

TF - 4:25 Technical Fall  
For - Forfeit  
Def - Default  
DQ - Disqualified  
Dec - Decision  
MD - Major Decision  
▲ - Selects Up  
▼ - Selects Down  
= - Selects Neutral

OT - Overtime  
SV - Sudden Victory  
TB - Tiebreaker  
UTB - Ultimate Tiebreaker  
IT - Injury Time  
IT - (= ▲ ▼) choice after 2nd Injury Time-out  
BT - Blood Time

FINAL SCORE

NOTE:  
Circle first point(s) scored





# DUAL MEET SCORESHEET

HOME: WEST MIDDLEBURY

VISITOR: REYNOLDS

DATE: 1-4-14

TIME: 10:49

REFEREE: EMJ

CHOICE	WT	WRESTLERS	1ST PERIOD	2ND PERIOD	3RD PERIOD	SCORE	OVERTIME				MATCH SCORE	MATCH RESULTS	TEAM SCORE	
							SV	TB1	TB2	UTB			H	V
✓	235	RINGER											-	6
		FORFEIT											6	75
✓	196	BAYLESS	T2 FALL 1:49										-	6
		JACOB WISER											0	6
✓	113	HOGUE	T2	↓ R2 N3 N3 N2							F 5:03		-	6
		MURRAY DRDA		D									0	12
✓	120	HANCK	T2 N3 T2 FALL 1:04								F 1:04		-	6
		DRDA	E1										0	18
✓	126	REITER	T2 FALL :40								F :40		-	6
		BRENNEN											0	24
✓	132	LEISE											-	6
		FORFEIT										Forf.	0	30
✓	138	DIZREGARIO	T2 N3 FALL 1:30								F 1:30		-	6
		LOOK											0	36
✓	145	GEARHART											6	-
		DICK	T2 FALL 1:42								F 1:42		6	36
✓	152	MCCOLLUM	T2 FALL 1:22								F 1:22		-	6
		ASH											6	42
✓	160	MILLER											-	6
		FORFEIT										Forf.	6	48
✓	170	MILLER											-	6
		FORFEIT										Forf.	6	54
✓	182	GRISWOLD		N3 N3	↓						6	DC	-	3
		LUCICH		↓							0		6	57
✓	195	ZERONAS	T2 FALL 1:20								F 1:20		-	6
		GRONENENDAAL											6	63
✓	220	RICKERT	T2 T2 T2 N3	= T2	FALL 2:13						F 2:13		-	6
		THOMPSON	E1 E1										6	69

T2 - Takedown  
R2 - Reversal  
E1 - Escape  
N2 - Near fall  
N3 - Near fall (5 seconds)  
N4 - Near fall (as a result of injury or bleeding)  
Sw - Stalling Warning  
S - Stalling

TV - Technical Violation  
P - Illegal Hold/Maneuver or Unnecessary Roughness  
RO - Ride-out  
C - Caution  
C1 - Points Earned After 2nd Caution  
CMW - Coach Misconduct Warning

CM - Coach Misconduct  
W - Warning  
FS - False Start  
UCM - Unsportsmanlike Conduct - Match Point  
UCT - Unsportsmanlike Conduct - Team Point  
FMC - Flagrant Misconduct  
F - 1:38 Fall

TF - 4:25 Technical Fall  
For - Forfeit  
Def - Default  
DQ - Disqualified  
Dec - Decision  
MD - Major Decision  
▲ - Selects Up  
▼ - Selects Down  
= - Selects Neutral

OT - Overtime  
SV - Sudden Victory  
TB - Tiebreaker  
UTB - Ultimate Tiebreaker  
IT - Injury Time  
IT - (= ▲ ▼) choice after 2nd Injury Time-out  
BT - Blood Time

NOTE:  
Circle first point(s) scored

FINAL SCORE

6 75





# DUAL MEET SCORESHEET

HOME: REYNOLDS

VISITOR: MERCER

DATE: 1-4-14

TIME: 12:44

REFEREE: [Signature]

CHOICE	WT	WRESTLERS	1ST PERIOD					2ND PERIOD	3RD PERIOD					SCORE	OVERTIME				MATCH SCORE	MATCH RESULTS	TEAM SCORE					
			SV	TB1	TB2	UTB	H		V																	
✓	120	SHAFER					D															0		4	-	
		CHAIGE HAYEK	T2				↓	R2C				T2N2										8	DEC	4	0	
	126	MICKY		E1	E1	E1		T2																6	-	
✓		BARTOLO	T2	T2	T2N2	T2N2	↓	E1	R2	(FALL 3:12)												F	3:12	10	0	
✓	132	GANNIE																						6	-	
		LEISE	T2N3																				F	1:30	16	0
	138	FOWLER																						6	-	
✓		DIGREGARIO	T2N2N3																				F	1:09	22	0
✓	145	forfeit																						6	-	
		GERNAULT																						28	0	
	152	GARNER																						6	-	
✓		MCCOLLUM	T2																				F	:48	34	0
✓	160	forfeit																						6	-	
		MILLER																						40	0	
	170	SAGULA		E1	E1		↓	E1	E1			C		E1									5		4	-
✓		MILLERS	T2	T2	T2		D	T2N2	T2			↓	E1	C	T2	T2							17	MAS DEC	44	0
✓	182	forfeit																						6	-	
		GRISWOLD																						50	0	
	195	forfeit																						6	-	
✓		ZEROMAS																						56	0	
✓	220	forfeit																						6	-	
		RICKERT																						62	0	
	285	PHILLIPS					↓	E1															1		3	-
✓		RINGER					↓	N2				↓	E1										3	DEC	65	0
✓	102	forfeit																						6	-	
		BAYLESS																						71	0	
	113	forfeit																						6	-	
✓		HOGUE																						77	0	

T2 - Takedown  
R2 - Reversal  
E1 - Escape  
N2 - Near fall  
N3 - Near fall (5 seconds)  
N4 - Near fall (as a result of injury or bleeding)  
Sw - Stalling Warning  
S - Stalling

TV - Technical Violation  
P - Illegal Hold/Maneuver or Unnecessary Roughness  
RO - Ride-out  
C - Caution  
C1 - Points Earned After 2nd Caution  
CMW - Coach Misconduct Warning

CM - Coach Misconduct  
W - Warning  
FS - False Start  
UCM - Unsportsmanlike Conduct - Match Point  
UCT - Unsportsmanlike Conduct - Team Point  
FMC - Flagrant Misconduct  
F - 1:38 Fall

TF - 4:25 Technical Fall  
For - Forfeit  
Def - Default  
DQ - Disqualified  
Dec - Decision  
MD - Major Decision  
▲ - Selects Up  
▼ - Selects Down  
= - Selects Neutral

OT - Overtime  
SV - Sudden Victory  
TB - Tiebreaker  
UTB - Ultimate Tiebreaker  
IT - Injury Time  
IT - (= ▲ ▼) choice after 2nd Injury Time-out  
BT - Blood Time

FINAL SCORE

NOTE:  
Circle first point(s) scored





even Green

# DUAL MEET SCORESHEET

HOME: SHARPSVILLE

VISITOR: REYNOLDS

DATE: 1-4-14 TIME: 2:13

REFEREE: John Butch

CHOICE	WT	WRESTLERS	1ST PERIOD	2ND PERIOD	3RD PERIOD	SCORE	OVERTIME				MATCH SCORE	MATCH RESULTS	TEAM SCORE	
							SV	TB1	TB2	UTB			H	V
✓ 12	126	BARTOLO RYAN	(T2) (FAUL 1:26)								F	1:26	-	6
													0	6
✓ 13	132	LEISE MELLOT	(T2) (FAUL 1:32)								F	1:32	-	6
													0	12
✓ 13	138	DIGREGARIO MILLERD	(T2) N3 N2 (FAUL 1:50)								F	1:50	-	6
													0	18
✓ 14	145	GEARHART C. ENOS	(T2) N2 N3 N2 (FAUL 1:28)								F	1:28	6	18
✓ 15	152	MCCOLLUM Fofert											-	6
												forf	6	24
✓ 16	160	MILLER Bofert											-	6
												forf	6	30
✓ 17	170	MILLERS forfeit											-	6
												forf	6	36
✓ 18	182	GRISWOLD CAMPOLI	S (T2) N3	↓ EI							4		3	-
				D							6	DEC	9	36
✓ 19	195	ZERONAS MEULLAR		↓ (EI)							3	UTB DEC	-	3
			S								2		9	39
✓ 20	200	PICKERT LEWELLYN	(T2) (FAUL 1:39)								F	1:39	-	6
			S										9	45
✓ 21	215	RINGER forfeit											-	6
												forf	9	51
✓ 22	220	BAYLESS forfeit											-	6
												forf	9	57
✓ 23	235	HOGUE forfeit											-	6
												forf	9	63
✓ 24	240	HAUCK N. ENOS	(T2) C C	↓ R2							11	MAT DEC	-	4
				D C							0		9	67

- T2 - Takedown
- R2 - Reversal
- E1 - Escape
- N2 - Near fall
- N3 - Near fall (5 seconds)
- N4 - Near fall (as a result of injury or bleeding)
- Sw - Stalling Warning
- S - Stalling

- TV - Technical Violation
- P - Illegal Hold/Maneuver or Unnecessary Roughness
- RO - Ride-out
- C - Caution
- C1 - Points Earned
- CMW - Coach Misconduct Warning

- CM - Coach Misconduct
- W - Warning
- FS - False Start
- UCM - Unsportsmanlike Conduct
- UCT - Unsportsmanlike Conduct
- FMC - Flagrant Misconduct
- F - 1:38 Fall

- TF - 4:25 Technical Fall
- For - Forfeit
- Def - Default
- DQ - Disqualified
- Dec - Decision
- MD - Major Decision
- ▲ - Selects Up
- ▼ - Selects Down
- = - Selects Neutral

- OT - Overtime
- SV - Sudden Victory
- TB - Tiebreaker
- UTB - Ultimate Tiebreaker
- IT - Injury Time
- IT - (= ▲ ▼) choice after 2nd Injury
- BT - Blood Time

NOTE:  
Circle first point(s) scored

FINAL SCORE 9 67





# DUAL MEET SCORESHEET

HOME: SUPPLY ROCK

VISITOR: REYNOLDS

DATE: 1-4-14

TIME: 3:47

REFEREE: B. J. Muff 3:47

CHOICE	WT	WRESTLERS	1ST PERIOD	2ND PERIOD	3RD PERIOD	SCORE	OVERTIME				MATCH SCORE	MATCH RESULTS	TEAM SCORE	
							SV	TB1	TB2	UTB			H	V
✓	138	DIGREGGIO	T2	D (FALL 2:18)							F	2:18	-	6
		ANDRASEK		↓ C									0	6
✓	145	GEARHART	T2 (FALL 1:34)								F	1:34	-	6
		M. JOHNS											0	12
✓	152	MCCOLLUM	T2 (FALL 1:26)								F	1:26	-	6
		BORLAND											0	18
✓	160	MILLER	T2 (FALL 1:09)								F	1:09	-	6
		HILLIARD											0	24
✓	170	MILLERO											-	6
		Forfeit										for	0	30
✓	182	GRISWOLD		(FALL 2:28)							F	2:28	-	6
		SLATER	S	↓ C									0	36
✓	195	ZERONAS		↓ (E1)			T2				3	BT	-	3
		WOLF		S	↓ E1						1		0	39
✓	220	RICKERT											-	6
		Forfeit										for	0	45
✓	235	RINCOL											-	6
		Forfeit										for	0	51
✓	180	BAYLUS											-	6
		Forfeit										for	0	57
✓	113	HOGUE											-	6
		Forfeit										for	0	63
✓	120	HAUCK	T2 (FALL 1:40)								F	1:40	-	6
		STEPHENSON											0	69
✓	126	BARTOLO											-	6
		Forfeit										for	0	75
✓	132	LEISE	T2 (FALL 1:21)								F	1:21	-	6
		A. JOHNS											0	81

T2 - Takedown  
R2 - Reversal  
E1 - Escape  
N2 - Near fall  
N3 - Near fall (5 seconds)  
N4 - Near fall (as a result of injury or bleeding)  
Sw - Stalling Warning  
S - Stalling

TV - Technical Violation  
P - Illegal Hold/Maneuver or Unnecessary Roughness  
RO - Ride-out  
C - Caution  
C1 - Points Earned After 2nd Caution  
CMW - Coach Misconduct Warning

CM - Coach Misconduct  
W - Warning  
FS - False Start  
UCM - Unsportsmanlike Conduct - Match Point  
UCT - Unsportsmanlike Conduct - Team Point  
FMC - Flagrant Misconduct  
F - 1:38 Fall

TF - 4:25 Technical Fall  
For - Forfeit  
Def - Default  
DQ - Disqualified  
Dec - Decision  
MD - Major Decision  
▲ - Selects Up  
▼ - Selects Down  
= - Selects Neutral

OT - Overtime  
SV - Sudden Victory  
TB - Tiebreaker  
UTB - Ultimate Tiebreaker  
IT - Injury Time  
IT - (= ▲ ▼) choice after 2nd Injury Time-out  
BT - Blood Time

NOTE:  
Circle first point(s) scored

FINAL SCORE





CHOICE	WT	WRESTLERS	1ST PERIOD		▲ = ▼	2ND PERIOD		▲ = ▼	3RD PERIOD		SCORE	OVERTIME				MATCH SCORE	MATCH RESULTS	TEAM SCORE	
												SV	TB1	TB2	UTB			H	V
✓	20	RICKERT			↓	E1	S			I			↑	↑	↑	2	DEC	-	3
		PEABODY					S	↓	E1	S			↑	↑	↑	1		0	3
2	205	RINGER	8TD:40	①			I	S	↓	E1			↑	↑	↑	3	DEC	-	3
✓		HORNE		S	S	=	C	S					↑	↑	↑	0		0	6
✓	100	BAYLESS			↓	C	E1	T2		R2	I		↑	↑	↑	6	DEC	-	3
3		LINEMAN							↓	C	R2	P Fuc	↑	↑	↑	2		0	9
	113	HOGUE	T2	FALL:51									↑	↑	↑	F	:51	-	6
✓		PAXTON											↑	↑	↑			0	15
✓	120	HAUCK	T2			D	T2	S	T2	↓	R2	N2	↑	↑	↑	10	DEC	-	3
5		MOSS		E1	C	↓	E1	E1		C	E1	T2	↑	↑	↑	6		0	18
6	126	BARTOLO	T2	FALL:52									↑	↑	↑	F	:52	-	6
✓		SAFNER											↑	↑	↑			0	24
✓	132	LEISE			↓	E1	I						↑	↑	↑	2		3	-
7		B. REYNOLDS				C	P		↓	R2	S	T2	↑	↑	↑	4	OT DEC	3	24
	128	DIBREGORIO / NOTTINGHAM		S	=				E1	S			↑	↑	↑	1		4	-
✓		G. WILKERSON	T2		D	T2		=	T2	I	T2	C	↑	↑	↑	9	MAT DEC	7	24
✓	145	STUYER	T2	T2	R2	D	N2	N3	N2	↓	E1	T2	N2	T	FALLS:21	18	Tech FALL	-	5
9		WATT		E1	R2	↓							↑	↑	↑	3		7	29
	152	MCCOLLUM	T2		↓	E1	T2			FALL:5:29			↑	↑	↑	F	5:29	-	6
10	✓	RICKERT			D			↓					↑	↑	↑			7	35
✓	160	MILLER / MOFFETT	8TD:48		↓	S							↑	↑	↑	0		3	-
11		GLADYCEZ						↓	R2				↑	↑	↑	2	DEC	10	35
	170	MILLERO				T2	FALL:3:09						↑	↑	↑	F	3:09	-	6
12	✓	MILLER / JOHNSON			↓	E1							↑	↑	↑			10	41
✓	182	GRISWOLD		E1	D			↓					↑	↑	↑	1		3	-
13		J. REYNOLDS	T2		↓	R2		S					↑	↑	↑	4	DEC	13	41
	195	ZERONAS	T2	C	T2		E1	T2	S	↓	E1	T2	I	T2		12	MAT DEC	-	4
14	✓	HO		E1	↓		E1	S		E1	S		↑	↑	↑	3		13	45



HOME:

F7L

VISITOR:

Reynolds

## DUAL MEET SCORESHEET

DATE:

1-10-14

TIME:

9:14

REFEREE:

Fred R. 9:15

CHOICE	WT	WRESTLERS	1ST PERIOD	2ND PERIOD	3RD PERIOD	SCORE	OVERTIME				MATCH SCORE	MATCH RESULTS	TEAM SCORE	
							SV	TB1	TB2	UTB			H	V
1	3	A. DIGREGARIO / N. NOTTINGHAM	S	E1	S						1		4	-
✓	8	G. MCGUIRE / C. PILLAR	T2 N2	D N2 C T2	R2 1						11	MAS DEC	4	0
2	1	L. STAYER	T2 T2 T2 1	D T2 T2 (FALL 3:57)							F	3:57	-	6
✓	5	C. PILLAR	E1 S E1 S	= E1									4	6
3	1	M. MCCOLLUM	E1	E1	6 1						4		3	-
✓	5	B. MALINOWSKI / C. PILLAR	T2	D S	E1 P Flee						7	PT DEC	7	6
4	1	K. MILLER / A. RIVERA	T2 T2	D S							4	DEC	-	3
✓	8	C. LEUSE	E1								1		7	9
5	1	MOFFETT	T2 T2	= T2 T2	T2 T2 T2						14	MAS DEC	-	4
✓	6	A. ROSE	E1	D E1 S	E1 E1 E1						5		7	13
6	1	M. MILLERO	T2	D	E1						3	DEC	-	3
✓	8	A. RIVERA	E1								2		7	16
7	1	D. ZERANIAS									1		3	-
✓	5	G. REINWALD									3	PT DEC	10	16
8	2	C. RICKERT	E1 T2 (FALL 1:41)								F	1:41	-	6
✓	6	G. DYLEWSKI	T2										10	22
9	2	G. RINGER									1		3	-
✓	5	N. PINTI									2	UTB	13	22
10	1	G. BAYLESS	T2	D T2 N3							8	DEC	-	3
✓	6	A. GUALLELIO	E1	= S	P						1		13	25
11	1	S. HOGUE	T2 N2								6	DEC	-	3
✓	3	I. BENGAL		D C							0		13	28
12	1	K. HANUK	E1	D T2							4		3	-
✓	6	A. RIVERA / J. CARTER	T2 T2	D E1 E1	C S						6	DEC	16	28
13	1	M. BARTOLD	T2 T2 N3	D R2 (FALL 3:21)							F	3:21	-	6
✓	6	BOGIA	E1	D									16	34
14	1	J. LEKE									2		3	-
✓	2	T. KUZMA	INT: 34								4	PT DEC	19	34

T2 - Takedown  
R2 - Reversal  
E1 - Escape  
N2 - Near fall  
N3 - Near fall (5 seconds)  
N4 - Near fall (as a result of injury or bleeding)  
SW - Stalling Warning  
S - Stalling

TV - Technical Violation  
P - Illegal Hold/Maneuver or Unnecessary Roughness  
RO - Ride-out  
C - Caution  
C1 - Points Earned After 2nd Caution  
CMW - Coach Misconduct Warning

CM - Coach Misconduct  
W - Warning  
FS - False Start  
UCM - Unsportsmanlike Conduct - Match Point  
UCT - Unsportsmanlike Conduct - Team Point  
FMC - Flagrant Misconduct  
F - 1:38 Fall

TF - 4:25 Technical Fall  
For - Forfeit  
Def - Default  
DQ - Disqualified  
Dec - Decision  
MD - Major Decision  
▲ - Selects Up  
▼ - Selects Down  
= - Selects Neutral

OT - Overtime  
SV - Sudden Victory  
TB - Tiebreaker  
UTB - Ultimate Tiebreaker  
IT - Injury Time  
IT - (= ▲ ▼) choice  
Time-out  
BT - Blood Time

NOTE:  
Circle first point(s) scored

FINAL  
SCORE

19 34





# DUAL MEET SCORESHEET

HOME: CANTON CENTRAL CATH

VISITOR: REYNOLDS

DATE: 1-13-14

TIME: 7:00

REFEREE: Bob Board 166359

CHOICE	WT	WRESTLERS	1ST PERIOD	2ND PERIOD	3RD PERIOD	SCORE	OVERTIME				MATCH SCORE	MATCH RESULTS	TEAM SCORE	
							SV	TB1	TB2	UTB			H	V
✓ 1	152	MCCOLLUM	(T2) (FALL: 53)								F	.53	-	6
		DITTEMORE											0	6
✓ 2	160	MILLER	(T2) N3 (FALL: 54)								F	.54	-	6
		C. MILLER											0	12
✓ 3	170	MILLERO											-	6
		Forfeit										for	0	18
✓ 4	182	GRISWOLD	(T2) N3	↓ R2 (FALL 2:51)							F	2:51	-	6
		I. EZZO		D									0	24
✓ 5	195	ZERONAS	(T2) N2 (FALL: 34)								F	.34	-	6
		N. MILLER											0	30
✓ 6	220	RICKERT	(T2)	↓ I	↓ I EI						5	DEC	-	3
		S. FUCHS	EI S	↓ S EI	P T2						4		0	33
✓ 7	285	RINGER	(T2)	↓ EI T2	T2 (FALL 3:14)						F	3:14	-	6
		N. KRING		EI									0	39
✓ 8	106	BAYLESS	(T2) N3	↓ R2 (FALL 2:35)							F	2:35	-	6
		N. KORTIS		D									0	45
✓ 9	113	HOGUE	(T2) N3	D R2	(FALL 2:37)						F	2:37	-	6
		L. EZZO		↑									0	51
✓ 10	120	HANCK											-	6
		forfeit										for	0	57
✓ 11	126	BARTOLO											-	6
		forfeit										for	0	63
✓ 12	132	LEISE											-	6
		forfeit										for	0	69
✓ 13	138	DIGREGORIO	(T2) FALL: 44								F	.44	-	6
		S. WILLS											0	75
✓ 14	145	STOTER	(T2) N3 N3	= T2 T2 (FALL 2:55)							F	2:55	-	6
		LUKE MILLER		D EI									0	81

T2 - Takedown  
R2 - Reversal  
E1 - Escape  
N2 - Near fall  
N3 - Near fall (5 seconds)  
N4 - Near fall (as a result of injury or bleeding)  
Sw - Stalling Warning  
S - Stalling

TV - Technical Violation  
P - Illegal Hold/Maneuver or Unnecessary Roughness  
RO - Ride-out  
C - Caution  
C1 - Points Earned After 2nd Caution  
CMw - Coach Misconduct Warning

CM - Coach Misconduct  
W - Warning  
FS - False Start  
UCM - Unsportsmanlike Conduct - Match Point  
UCT - Unsportsmanlike Conduct - Team Point  
FMC - Flagrant Misconduct  
F - 1:38 Fall

TF - 4:25 Technical Fall  
For - Forfeit  
Def - Default  
DQ - Disqualified  
Dec - Decision  
MD - Major Decision  
▲ - Selects Up  
▼ - Selects Down  
= - Selects Neutral

OT - Overtime  
SV - Sudden Victory  
TB - Tiebreaker  
UTB - Ultimate Tiebreaker  
IT - Injury Time  
IT - (= ▲ ▼) choice after 2nd Injury Time-out  
BT - Blood Time

NOTE:  
Circle first point(s) scored

FINAL SCORE





# DUAL MEET SCORESHEET

HOME: SHARON

VISITOR: REYNOLDS

DATE: 1-15-14

TIME: 8:33pm

REFEREE: And D-J

CHOICE	WT	WRESTLERS	1ST PERIOD	2ND PERIOD	3RD PERIOD	SCORE	OVERTIME				MATCH SCORE	MATCH RESULTS	TEAM SCORE	
							SV	TB1	TB2	UTB			H	V
1	2	forfeit										for	-	6
1	85	G. RINBER										for	0	6
2	106	forfeit										for	-	6
2	106	G. BAYLESS										for	0	12
3	113	M. COXSON		↓ E1									-	6
3	113	S. HOGUE	T2 N3	D T2 N3	= T2 (FAIL 4:34)							F 4:34	0	18
4	120	DJ TEMPLETON											-	6
4	120	S. HAUCK	T2 (FAIL 1:27)									F 1:27	0	24
5	126	A. ALFRENO	T2	↓ E1 E1	T2 T2 T2						10		-	3
5	126	M. EARTOLO	E1 T2	D T2 T2 STD:47	↓ E1 E1 T2 STD:1:20						11	DEL	0	27
6	132	A. CAMPBELL		D	↑ P						0		-	3
6	132	J. LEISE		↓ (R2)	I						3	DEL	0	30
7	138	T. HEJAZI	T2	↓									-	6
7	138	A. DIGREGORIO	E1 T2	D (FAIL 2:50)								F 2:50	0	36
8	145	J. CLARK	E1	D E1	↓ E1 E1								-	6
8	145	L. STOKER	T2 T2 N2 N3	= T2 T2	T2 T2 (FAIL 5:47)							F 5:47	0	42
9	152	N. MCCLIMANS		↓									-	6
9	152	M. MCCOLLUM	T2	D C (FAIL 3:04)								F 3:04	0	48
10	160	C. BUCHANAN	T2	D	↓ C E1 S						3	DEL	3	-
10	160	K. MILLER	R2	↓ INT 1:04							2		3	48
11	170	G. VOLPE	E1										-	6
11	170	M. MILLER	T2 N2 T2 (FAIL 1:14)									F 1:14	3	54
12	182	B. DIGNALL	E1 T2	↓ E1							4		-	3
12	182	T. MOFFETT	T2 N3	INT 3:37 C	↓ E1						6	DEL	3	57
13	195	B. LAUGHLIN	E1										-	6
13	195	D. ZERONAS	T2 T2 (FAIL 5:55)									F 5:55	3	63
14	220	forfeit										for	-	6
14	220	C. RICKERT											3	69

T2 - Takedown  
R2 - Reversal  
E1 - Escape  
N2 - Near fall  
N3 - Near fall (5 seconds)  
N4 - Near fall (as a result of injury or bleeding)  
Sw - Stalling Warning  
S - Stalling

TV - Technical Violation  
P - Illegal Hold/Maneuver or Unnecessary Roughness  
RO - Ride-out  
C - Caution  
C1 - Points Earned After 2nd Caution  
CMw - Coach Misconduct Warning

CM - Coach Misconduct  
W - Warning  
FS - False Start  
UCM - Unsportsmanlike Conduct - Match Point  
UCT - Unsportsmanlike Conduct - Team Point  
FMC - Flagrant Misconduct  
F - 1:38 Fall

TF - 4:25 Technical Fall  
For - Forfeit  
Def - Default  
DQ - Disqualified  
Dec - Decision  
MD - Major Decision  
▲ - Selects Up  
▼ - Selects Down  
= - Selects Neutral

OT - Overtime  
SV - Sudden Victory  
TB - Tiebreaker  
UTB - Ultimate Tiebreaker  
IT - Injury Time  
IT - (= ▲ ▼) choice after 2nd Injury Time-out  
BT - Blood Time

NOTE:  
Circle first point(s) scored

FINAL SCORE 3 69





# DUAL MEET SCORESHEET

HOME: CHESTNUT RIDGE

VISITOR: REYNOLDS

DATE: 1-18-14

TIME: 11:28

REFEREE: *[Signature]*

CHOICE	WT	WRESTLERS	1ST PERIOD					2ND PERIOD					3RD PERIOD					SCORE	OVERTIME				MATCH SCORE	MATCH RESULTS	TEAM SCORE	
																			SV	TB1	TB2	UTB			H	V
✓	106	A. BURKETT						↓	E1	T2								5		↑	↑	↑	5	DEC	3	-
		BAYLESS																0		↑	↑	↑	0		3	0
✓	113	B. DUNLAP						↓	E1	E1								2		↑	↑	↑	2		-	4
		HOGUE						D	T2	T2								13		↑	↑	↑	13	MAS DEC	3	4
✓	120	D. ICKES						D										1		↑	↑	↑	1		-	4
		HANCK						↓	R2									9		↑	↑	↑	9	MAS DEC	3	8
✓	126	M. DEREMER						=		E1								3		↑	↑	↑	3		-	5
		BARTOLO						D	T2	N3								18		↑	↑	↑	18	TECH FALL	3	13
✓	132	S. HANK						D											T2	↑	↑	↑	9	OT DEC	3	-
		WELSH						↓	R2											↑	↑	↑	7		6	13
✓	138	D. CLAAR						↓	E1									5		↑	↑	↑	5	DEC	3	-
		DIGREGORIO						D										0		↑	↑	↑	0		9	13
✓	145	T. CROUSE						↓	E1	T2								4		↑	↑	↑	4		-	3
		STOYER						↓	E1									5		↑	↑	↑	5	DEC	9	16
✓	152	HILLGASS						↓	R2									2		↑	↑	↑	2		-	5
		MCCOLLUM						D	E1	T2	N3							17		↑	↑	↑	17	TECH FALL	9	21
✓	160	BEN. CLARK																		↑	↑	↑			-	6
		MILLER																		↑	↑	↑	F 1:13		9	27
✓	170	WINEGARDNER						↓	E1									4		↑	↑	↑	4		-	3
		MICLERO						D										7		↑	↑	↑	7	DEC	9	30
✓	182	CONNOR BUTTRY						↓	BT 1:04	R2	C							4		↑	↑	↑	4	DEC	3	-
		GRISWOLD						↓										1		↑	↑	↑	1		12	30
✓	198	J. HEMING						↓	E1	E1								5		↑	↑	↑	5		-	3
		ZERONAS						D	T2	T2								11		↑	↑	↑	11	DEC	12	33
✓	220	S. DAVIS						D										1		↑	↑	↑	1		-	4
		RICKERT						↓	R2	N3								9		↑	↑	↑	9	MAS DEC	12	37
✓	265	A. BUTTRY																		↑	↑	↑			-	6
		RINGER																		↑	↑	↑	F :57		12	43

T2 - Takedown  
R2 - Reversal  
E1 - Escape  
N2 - Near fall  
N3 - Near fall (5 seconds)  
N4 - Near fall (as a result of injury or bleeding)  
Sw - Stalling Warning  
S - Stalling

TV - Technical Violation  
P - Illegal Hold/Maneuver or Unnecessary Roughness  
RO - Ride-out  
C - Caution  
C1 - Points Earned After 2nd Caution  
CMW - Coach Misconduct Warning

CM - Coach Misconduct  
W - Warning  
FS - False Start  
UCM - Unsportsmanlike Conduct - Match Point  
UCT - Unsportsmanlike Conduct - Team Point  
FMC - Flagrant Misconduct  
F - 1:38 Fall

TF - 4:25 Technical Fall  
For - Forfeit  
Def - Default  
DQ - Disqualified  
Dec - Decision  
MD - Major Decision  
▲ - Selects Up  
▼ - Selects Down  
= - Selects Neutral

OT - Overtime  
SV - Sudden Victory  
TB - Tiebreaker  
UTB - Ultimate Tiebreaker  
IT - Injury Time  
IT - (=▲▼) choice after 2nd Injury Time-out  
BT - Blood Time

NOTE:  
Circle first point(s) scored

FINAL SCORE

12 43





000 / 9000

ULTIMATE DUALS

EVEN

## DUAL MEET SCORESHEET

HOME: REYNOLDSVISITOR: BROCKWAYDATE: 1-18-14TIME: 1:08REFEREE: Steve Voh

CHOICE	WT	WRESTLERS	1ST PERIOD	2ND PERIOD	3RD PERIOD	SCORE	OVERTIME				MATCH SCORE	MATCH RESULTS	TEAM SCORE	
							SV	TB1	TB2	UTB			H	V
1	✓ 113	HOGUE	T2 (FALL:32)								F	:22	6	-
		CARUSO											6	0
2	✓ 120	HAUCK	T2	↓ R2		4					4	DEC	3	-
		OVERBECK		D	↓ E1	1					1		9	0
3	✓ 126	BARTULO		↓ E1 T2 N3		6					6	DEC	3	-
		GLASL			E1	1					1		12	0
4	✓ 132	LEISE		↓	E1	1					1		-	4
		LINDENMUTH	T2	D N3	↓ R2 T2	9					9	MAY DEC	12	4
5	✓ 138	DICKERBOIR'D		↓ R2	T2 N2	6					6	DEC	3	-
		JANISON		BTO:39	E1	4					4		15	4
6	✓ 145	STOYER	T2 (FALL:33)								F	:33	6	-
		LEVINSON											21	4
7	✓ 152	MCCOLLUM	T2 N2	D T2 (FALL 2:24)							F	2:24	6	-
		MCLINTICK		=									27	4
8	✓ 160	MILLER			↓ E1 T2	3					3	DEC	3	-
		MARTINO		↓ E1		1					1		30	4
9	✓ 170	MILLERO		↓ E1 T2		3					3	DEC	3	-
		BENSON			E1	2					2		33	4
10	✓ 182	MOFFETT	T2 T2 T2 T2 T2	↓ E1 T2 (FALL 2:30)							F	2:30	6	-
		A. STEELE	E1 E1 E1 E1	D									39	4
11	✓ 195	ZERONAS											6	-
		for											45	4
12	✓ 220	RICKERT	T2	↓ E1 T2	T2 T2 (FALLS:38)						F	5:38	6	-
		RICHARDSON		D	BTO:31	↓ E1 E1							51	4
13	✓ 285	RINGER	T2 (FALL 1:03)								F	1:03	6	-
		YAHNER											57	4
14	✓ 106	BAYLESS	T2 N3 T2	↓		7					7	DEC	3	-
		CARLSON		D	↓ R2	3					3		60	4

T2 - Takedown  
R2 - Reversal  
E1 - Escape  
N2 - Near fall  
N3 - Near fall (5 seconds)  
N4 - Near fall (as a result of injury or bleeding)  
Sw - Stalling Warning  
S - Stalling

TV - Technical Violation  
P - Illegal Hold/Maneuver or Unnecessary Roughness  
RO - Ride-out  
C - Caution  
C1 - Points Earned  
CMW - Coach Misconduct Warning

CM - Coach Misconduct  
W - Warning  
FS - False Start  
UCM - Unsportsmanlike Conduct  
- Match Point  
UCT - Unsportsmanlike Conduct  
- Team Point  
FMC - Flagrant Misconduct  
F - 1:38 Fall

TF - 4:25 Technical Fall  
For - Forfeit  
Def - Default  
DQ - Disqualified  
Dec - Decision  
MD - Major Decision  
▲ - Selects Up  
▼ - Selects Down  
= - Selects Neutral

OT - Overtime  
SV - Sudden Victory  
TB - Tiebreaker  
UTB - Ultimate Tiebreaker  
IT - Injury Time  
IT - (= ▲ ▼) choice after 2nd Injury  
Time-out  
BT - Blood Time

NOTE:  
Circle first point(s) scored

FINAL  
SCORE





# DUAL MEET SCORESHEET

HOME: SAEGERTOWN

VISITOR: REYNOLDS

DATE: 1-18-14

TIME: 4:14

REFEREE: Dwight

CHOICE	WT	WRESTLERS	1ST PERIOD					=	2ND PERIOD					=	3RD PERIOD					SCORE	OVERTIME				MATCH SCORE	MATCH RESULTS	TEAM SCORE	
																					SV	TB1	TB2	UTB			H	V
			▲	=	▼	▲	=		▼	▲	=	▼	▲		=	▼	▲	=	▼									
✓	126	MATTOCKS	E1					D		E1			=	E1					3		↑	↑	↑	3		-	4	
		BARTOLO	(T2)	T2				↓	E1	T2	N3	T2		T2	T2				16		↑	↑	↑	16	MAT DEC	0	4	
	132	VATH	(T2)	T2				↓	R2	(FALL 3:05)											↑	↑	↑	F	3:05	6	-	
✓		REITER	E1					D													↑	↑	↑			6	4	
✓	138	MONICO	(T2)					↓	R2						T2	1	T2		9		↑	↑	↑	9	DEC	3	-	
		NOTTINGHAM	E1										↓	S	E1	E1	S		3		↑	↑	↑	3		9	4	
	145	HUMES						↓	P	R2									2		↑	↑	↑	2		-	3	
✓		STOTER	(T2)					D	1	E1	T2			↓	R2				8		↑	↑	↑	8	DEC	9	7	
✓	152	NEUSCHELER																			↑	↑	↑			-	6	
		MCCOLLUM	(T2)	(FALL 1:44)																	↑	↑	↑	F	1:44	9	13	
	160	ZUVER							E1				↓	R2					3		↑	↑	↑	3		-	3	
✓		MILLER						↓	(R2)	T2				N2					6		↑	↑	↑	6	DEC	9	16	
✓	170	SIMMERMAN		E1																	↑	↑	↑			-	6	
		MILERO	(T2)	N3	T2	N3	(FALL:55)														↑	↑	↑	F	:55	9	22	
	182	REYNOLDS	(T2)					↓	R2	T2					T2	T2	T2	T2	14		↑	↑	↑	14	MAT DEC	4	-	
✓		GRISWOLD						D	E1				↓	E1	E1	E1	E1		5		↑	↑	↑	5		13	22	
✓	198	STAFFORD						↓	E1										1		↑	↑	↑	1		-	3	
		ZERONAS	(T2)										↓	E1					3		↑	↑	↑	3	DEC	13	25	
	220	BOYLAN																			↑	↑	↑			-	6	
✓		RICKERT	(T2)	(FALL:17)																	↑	↑	↑	F	:17	13	31	
✓	235	NAGEOTTE																			↑	↑	↑			-	6	
		RINGER	(T2)	(FALL:59)																	↑	↑	↑	F	:59	13	37	
	160	AUCK																			↑	↑	↑			-	6	
✓		BARLESS	(T2)	(FALL 1:45)																	↑	↑	↑	F	1:45	13	43	
✓	113	RUHL	E1					↓	E1					E1					3		↑	↑	↑	3		-	5	
		HOGUE	(T2)	T2	N3	N2				T2	N2	N3	↑	T2	(T-FALLS 3:37)				18		↑	↑	↑	18	Tech Fall	13	48	
	120	ELIZON	(T2)					↓											2		↑	↑	↑	2		-	3	
✓		HAUCK	E1					D					↓	E1	T2				4		↑	↑	↑	4	DEC	13	51	

T2 - Takedown  
R2 - Reversal  
E1 - Escape  
N2 - Near fall  
N3 - Near fall (5 seconds)  
N4 - Near fall (as a result of injury or bleeding)  
Sw - Stalling Warning  
S - Stalling

TV - Technical Violation  
P - Illegal Hold/Maneuver or Unnecessary Roughness  
RO - Ride-out  
C - Caution  
C1 - Points Earned After 2nd Caution  
CMW - Coach Misconduct Warning

CM - Coach Misconduct  
W - Warning  
FS - False Start  
UCM - Unsportsmanlike Conduct - Match Point  
UCT - Unsportsmanlike Conduct - Team Point  
FMC - Flagrant Misconduct  
F - 1:38 Fall

TF - 4:25 Technical Fall  
For - Forfeit  
Def - Default  
DQ - Disqualified  
Dec - Decision  
MD - Major Decision  
▲ - Selects Up  
▼ - Selects Down  
= - Selects Neutral

OT - Overtime  
SV - Sudden Victory  
TB - Tiebreaker  
UTB - Ultimate Tiebreaker  
IT - Injury Time  
IT - (=▲▼) choice after 2nd Injury Time-out  
BT - Blood Time

NOTE:  
Circle first point(s) scored

FINAL SCORE 13 51





## DUAL MEET SCORESHEET

HOME: BurrellVISITOR: ReynoldsDATE: 1-18-14 TIME: 5:53REFEREE: [Signature]

CHOICE	WT	WRESTLERS	1ST PERIOD					2ND PERIOD					3RD PERIOD					SCORE	OVERTIME				MATCH SCORE	MATCH RESULTS	TEAM SCORE		
			SV	TB1	TB2	UTB	SV	TB1	TB2	UTB	SV	TB1	TB2	UTB	H	V											
✓	132	ANDREJCIC	T2	E1	T2			D		E1				↓	E1	T2	N3	T2	N3	17				17	MMS	4	-
		NOTTINGHAM	R2					↓	E1	T2						E1		R2		8				8		4	0
✓	138	JASON DAVID						↓		R2					C	T2		I		5				5		-	3
✓		DIGREGORIO	T2					D	N2	S				↓	E1		E1	S		6				6	DEC	4	3
✓	145	FALLERONI	T2					D						↓	E1					3				3		-	3
		STOYER		E1				↓	E1	T2										4				4	DEC	4	6
✓	152	EDWARDS	T2	T2	(FALL:56)																			F	56	6	-
		SLATER		E1																						10	6
✓	160	D. BEATTIE	P					D	N3	P				↓	8:00:28	E1		E1		5				5		-	3
		M. MCCOLLUM	①	T2				↓		I	R2	N3					T2			11				11	DEC	10	9
✓	170	SHRUM																								-	6
		MILLERO	T2	(FALL:39)																				F	39	10	15
✓	182	PATTOCK						↓	(E1)	E1						T2	C							6	OT	3	-
		MOFFETT								T2				↓	E1	E1								4		13	15
✓	195	SHERER								T2				↓	E1	T2				5				5	DEC	3	-
		ZERONAS						↓	(E1)											1				1		16	15
✓	220	ARABIA																								-	6
		TICKERT	T2	N3	(FALL 1:27)																			F	1:27	16	21
✓	285	A. BEATTIE								(N2)				↓	E1					3				3	DEC	3	-
		RINGER						↓								8:00:37				0				0		19	21
✓	106	DEAN EDWARDS						D																		-	6
		BAYLESS	T2	N3	N3			↓	R2	(FALL 3:23)														F	3:23	19	27
✓	113	CODY BROWAY		E1																						-	6
		HOGUE	T2	T2	(FALL 1:03)																			F	1:03	19	33
✓	120	JASON ROBERTS						D		E1				↓	E1	E1				4				4		-	3
		HAUCK	T2					↓	R2	T2						T2	T2			10				10	DEC	19	36
✓	126	MARRA						↑		E1						E1	E1	8:00:58		3				3		-	4
		BARTOLO	T2					D	R2	T2				↓	E1	T2	T2		T2	13				13	MMS	19	40

T2 - Takedown  
 R2 - Reversal  
 E1 - Escape  
 N2 - Near fall  
 N3 - Near fall (5 seconds)  
 N4 - Near fall (as a result of injury or bleeding)  
 Sw - Stalling Warning  
 S - Stalling

TV - Technical Violation  
 P - Illegal Hold/Maneuver or Unnecessary Roughness  
 RO - Ride-out  
 C - Caution  
 C1 - Points Earned After 2nd Caution  
 CMw - Coach Misconduct Warning

CM - Coach Misconduct  
 W - Warning  
 FS - False Start  
 UCM - Unsportsmanlike Conduct - Match Point  
 UCT - Unsportsmanlike Conduct - Team Point  
 FMC - Flagrant Misconduct  
 F - 1:38 Fall

TF - 4:25 Technical Fall  
 For - Forfeit  
 Def - Default  
 DQ - Disqualified  
 Dec - Decision  
 MD - Major Decision  
 ▲ - Selects Up  
 ▼ - Selects Down  
 = - Selects Neutral

OT - Overtime  
 SV - Sudden Victory  
 TB - Tiebreaker  
 UTB - Ultimate Tiebreaker  
 IT - Injury Time  
 IT - (= ▲ ▼) choice after 2nd Injury Time-out  
 BT - Blood Time

NOTE:  
 Circle first point(s) scored

FINAL SCORE

19 40





# DUAL MEET SCORESHEET

HOME: BROOKVILLE

VISITOR: RENOLOIS

DATE: 1-18-14

TIME: 9:16

REFEREE: B. Wood

CHOICE	WT	WRESTLERS	1ST PERIOD				=	2ND PERIOD				=	3RD PERIOD				SCORE	OVERTIME				MATCH SCORE	MATCH RESULTS	TEAM SCORE				
			SV	TB1	TB2	UTB		H	V																			
✓	145	DIGREGGIO	E1	E1	E1		D		E1	E1			↓	E1	E1	E1	E1	E1	10		↑	↑	↑	10		5	-	
		B. ZACHERAL	T2	T2	T2	T2	↓	E1	T2	T2	T2				T2	T2	T2	T2	T2	25		↑	↑	↑	25	Tech Fall	5	0
	152	STOYER					S						↓	E1		E1			2		↑	↑	↑	2		3	-	
✓		VROMAN					↓	E1							S	T2			3		↑	↑	↑	3	DEC	8	0	
✓	160	MCCOLLUM					↓	C	N2	S	E1			↓	E1				2		↑	↑	↑	2		3	-	
		BRODIE ZACHERAL						C	N2	S	E1				E1	S			3		↑	↑	↑	3	DEC	11	0	
	170	MILLERO	T2						T2					↓	E1	T2	T2		9		↑	↑	↑	9	DEC	-	3	
✓		MILLER	E1				↓	E1		E1						E1			4		↑	↑	↑	4		11	3	
✓	182	MOFFETT	①				D						↓	E1					2		↑	↑	↑	2	DEC	-	3	
		LIELSESKI	S	S			↓	E1											1		↑	↑	↑	1		11	6	
	195	ZERONAS	T2																		↑	↑	↑			-	6	
✓		KEESECKER																			↑	↑	↑		INT DEF	11	12	
✓	220	RICKERT					↓	E1											1		↑	↑	↑	1		3	-	
		TOWNS												↓	E1	T2	N2		5		↑	↑	↑	5	DEC	14	12	
	285	RINGER					↓	E1							S	I			2		↑	↑	↑	2	DEC	-	3	
✓		NOSKER	S				D						=		S				0		↑	↑	↑	0		14	15	
✓	106	BAYLESS					↓								S				0		↑	↑	↑	0		3	-	
		PARK												↓	E1	S			1		↑	↑	↑	1	DEC	17	15	
	113	HOGUE		E1										↓	E1	C			2		↑	↑	↑	2		3	-	
✓		ORTZ	T2	N3			↓	E1							C				6		↑	↑	↑	6	DEC	20	15	
✓	120	HAUCK					D							↓	E1				1		↑	↑	↑	1		3	-	
		AARON	T2				↓	E1							S				3		↑	↑	↑	3	DEC	23	15	
	126	BARTOLO	T2	T2			↓	E1	T2	T2	T2				T2	N2	E1	T2	T2	22		↑	↑	↑	22	Tech Fall	-	5
✓		JOINER	E1				D		E1	E1			=		R2		E1	E1	7		↑	↑	↑	7		23	20	
✓	132	LEISE					D	(FALL 2:09)													↑	↑	↑		F 2:09	-	6	
		COLE CLEVER	INT 28				↓														↑	↑	↑			23	25	
	138	NOTTINGHAM								R2			↓		R2	P			4		↑	↑	↑	4		3	-	
✓		ZIMMORMAN	C T2				↓	R2	BT 2:30	R2					N2	I	R2		11		↑	↑	↑	11	DEC	26	25	

T2 - Takedown  
R2 - Reversal  
E1 - Escape  
N2 - Near fall  
N3 - Near fall (5 seconds)  
N4 - Near fall (as a result of injury or bleeding)  
Sw - Stalling Warning  
S - Stalling

TV - Technical Violation  
P - Illegal Hold/Maneuver or Unnecessary Roughness  
RO - Ride-out  
C - Caution  
C1 - Points Earned After 2nd Caution  
CMW - Coach Misconduct Warning

CM - Coach Misconduct  
W - Warning  
FS - False Start  
UCM - Unsportsmanlike Conduct - Match Point  
UCT - Unsportsmanlike Conduct - Team Point  
FMC - Flagrant Misconduct  
F - 1:38 Fall

TF - 4:25 Technical Fall  
For - Forfeit  
Def - Default  
DQ - Disqualified  
Dec - Decision  
MD - Major Decision  
▲ - Selects Up  
▼ - Selects Down  
= - Selects Neutral

OT - Overtime  
SV - Sudden Victory  
TB - Tiebreaker  
UTB - Ultimate Tiebreaker  
IT - Injury Time  
IT - (=▲▼) choice after 2nd Injury  
Time-out  
BT - Blood Time

NOTE:  
Circle first point(s) scored

FINAL SCORE

26 25





# DUAL MEET SCORESHEET

HOME: FRANKLIN

VISITOR: REYNOLDS

DATE: 1-22-14 TIME: 8:30

REFEREE: Dad R

CHOICE	WT	WRESTLERS	1ST PERIOD	2ND PERIOD	3RD PERIOD	SCORE	OVERTIME				MATCH SCORE	MATCH RESULTS	TEAM SCORE	
							SV	TB1	TB2	UTB			H	V
✓	160	T. CAREY		D									-	6
		K. MILLER	(T2)	↓ E1 T2	(FALL 3:26)						F	3:26	0	6
✓	170	D. GEER		C	↓ E1 T2	3					3	DEC	3	-
✓		MIKE MILLERO		↓ C (E1)		1					1		3	6
✓	182	N. MILLER	(T2)	↓ E1									-	6
		A. MOFFETT	R2 N3	D T2	(FALL 2:32)						F	2:32	3	12
✓	195	J. CRAIG	R2	↓ E1		3					3		-	3
✓		J. STOKER	(T2) E1	D	↓ E1 S	4					4	DEC	3	15
✓	220	forfeit											-	6
		C. RICKERT										for	3	21
✓	285	M. MCCOOL											-	6
✓		G. RINGER	(T2) (FALL 1:33)								F	1:33	3	27
✓	106	B. SIMMONS		D P		0					0		-	5
		G. BAYLESS		↓ (E1) T2 N2 N3 N3 N3		15					15	Tech Fall	3	32
✓	113	C. JOLLEY										for	6	-
✓		forfeit											9	32
✓	120	K. KADYLAK											-	6
		C. HAUCK	(T2) N3 (FALL 1:57)								F	1:57	9	38
✓	126	D. HARPER											-	6
✓		M. BARTOLO	(T2) N3	↓ R2	(FALL 2:28)						F	2:28	9	44
✓	132	Z. SHARPER		D		1					1		-	4
		J. LEISE	(T2)	↓ E1 T2		9					9	MAS DEC	9	48
✓	138	HUNTER COOK				0					0		-	3
✓		A. DIGREGGIO		↓ (E1)		6					6	DEC	9	51
✓	145	T. EMRICK		D									-	6
		L. STOKER	(T2)	↓ E1 T2	(FALL 3:05)						F	3:05	9	57
✓	152	D. STEETLE	OTO	S									-	6
✓		M. MCCOLLUM		↓ (E1) T2	(FALL 3:32)						F	3:32	9	63

T2 - Takedown  
R2 - Reversal  
E1 - Escape  
N2 - Near fall  
N3 - Near fall (5 seconds)  
N4 - Near fall (as a result of injury or bleeding)  
SW - Stalling Warning  
S - Stalling

TV - Technical Violation  
P - Illegal Hold/Maneuver or Unnecessary Roughness  
RO - Ride-out  
C - Caution  
C1 - Points Earned After 2nd Caution  
CMW - Coach Misconduct Warning

CM - Coach Misconduct  
W - Warning  
FS - False Start  
UCM - Unsportsmanlike Conduct - Match Point  
UCT - Unsportsmanlike Conduct - Team Point  
FMC - Flagrant Misconduct  
F - 1:38 Fall

TF - 4:25 Technical Fall  
For - Forfeit  
Def - Default  
DQ - Disqualified  
Dec - Decision  
MD - Major Decision  
▲ - Selects Up  
▼ - Selects Down  
= - Selects Neutral

OT - Overtime  
SV - Sudden Victory  
TB - Tiebreaker  
UTB - Ultimate Tiebreaker  
IT - Injury Time  
IT - (= ▲ ▼) choice after 2nd Injury Time-out  
BT - Blood Time

FINAL SCORE 9 63

NOTE:  
Circle first point(s) scored





# DUAL MEET SCORESHEET

HOME: CAMBRIDGE SPRINGS

VISITOR: REYNOLDS

DATE: 1-30-14

TIME: 8:11

REFEREE: John Smith

8:10

CHOICE	WT	WRESTLERS	1ST PERIOD					=	2ND PERIOD					=	3RD PERIOD					SCORE	OVERTIME				MATCH SCORE	MATCH RESULTS	TEAM SCORE							
			SV	TB1	TB2	UTB	H		V																									
✓	120	HAUCK																									-	6						
		forfeit																							forf.	0	6							
	126	BARTOLO		C	T2	N3		T2	N3	P		T2	N2	↓	E1	T2		(FALL 2:21)								F	2:21	-	6					
✓		D. SCHWAB				E1				I	E1				D													0	12					
✓	132	LEISE		T2																						F	1:27	-	6					
		D. REICHARD																										0	18					
	138	DIGREGORIO		T2																						F	:24	-	6					
✓		A. LOOP																										0	24					
✓	145	STOYER																									-	6						
		forfeit																								forf.	0	30						
	152	MCCOLLUM																									-	6						
✓		forfeit																								forf.	0	36						
✓	160	GONGLOFF		T2							D	N2			T2	S			↓			R2	N3			11			11	MAJ DEC	-	4		
		C. COX									↓		E1							C	S						1			1		0	40	
	170	MILLER		T2							↓		E1	T2								T2	INT:45		T2		E1	12			12	DEC	-	3
✓		C. NOBLE			E1	T2		E1			D	S			R2				↓	E1				E1	R2		10			10		0	43	
✓	182	MILLERO		T2							D				T2				↓	E1	T2				T2			13			13	MAJ DEC	-	4
		D. SIMPSON			E1		E1				↓	E1										E1						4			4		0	47
	195	ZERONAS		1							↓									C								1			1		3	-
✓		Z. STAFFORD		P							D		N3						↓		E1	S						4			4	DEC	3	47
✓	220	RICKERT									D								↓		E1	I						T2			4	PT DEC	-	3
		R. EAST		T2	S	C					↓											INT:1:06		S							2		3	50
	285	RINGER		T2															↓	E1	S1	T2						6			6	DEC	-	3
✓		B. WOLFSON		S							↓	C	E1		E1					S		E1						3			3		3	53
✓	106	BAYLESS		T2																							F	1:01	-	6				
		J. KUHN																													3		3	59
	113	HOGUE		T2							T2		T2	N2		T2		(FALL:59)									F	:59	-	6				
✓		M. MOSCONI			E1		E1				E1																				3		3	65

- T2 - Takedown
- R2 - Reversal
- E1 - Escape
- N2 - Near fall
- N3 - Near fall (5 seconds)
- N4 - Near fall (as a result of injury or bleeding)
- Sw - Stalling Warning
- S - Stalling

- TV - Technical Violation
- P - Illegal Hold/Maneuver or Unnecessary Roughness
- RO - Ride-out
- C - Caution
- C1 - Points Earned After 2nd Caution
- CMW - Coach Misconduct Warning

- CM - Coach Misconduct
- W - Warning
- FS - False Start
- UCM - Unsportsmanlike Conduct - Match Point
- UCT - Unsportsmanlike Conduct - Team Point
- FMC - Flagrant Misconduct
- F - 1:38 Fall

- TF - 4:25 Technical Fall
- For - Forfeit
- Def - Default
- DQ - Disqualified
- Dec - Decision
- MD - Major Decision
- ▲ - Selects Up
- ▼ - Selects Down
- = - Selects Neutral

- OT - Overtime
- SV - Sudden Victory
- TB - Tiebreaker
- UTB - Ultimate Tiebreaker
- IT - Injury Time
- IT - (=▲▼) choice after 2nd Injury Time-out
- BT - Blood Time

NOTE: Circle first point(s) scored

FINAL SCORE 3 65





## DUAL MEET SCORESHEET

HOME: REYNOLDSVISITOR: YOUNGSVILLEDATE: 2-1-14TIME: 10:13 amREFEREE: Andy D. G.

CHOICE	WT	WRESTLERS	1ST PERIOD				▲ = ▼	2ND PERIOD				▲ = ▼	3RD PERIOD				SCORE	OVERTIME				MATCH SCORE	MATCH RESULTS	TEAM SCORE		
			SV	TB1	TB2	UTB		SV	TB1	TB2	UTB		SV	TB1	TB2	UTB		H	V							
1	✓ 120	HAUCK FLINN	T2	T2	T2	T2		D	C	R2	T2	T2	N2	=	T2	N2	N3	(T-FALL 5:38)	23	↑	↑	↑	23	5:38	5	-
			E1	E1	E1			↓	C	R2	E1	E1						7	↑	↑	↑	7		5	0	
2	✓ 126	BARTOLO CIUKAS	T2	T2	N3	T2		=	T2	N2					T2	N3	(T-FALL 4:40)	18	↑	↑	↑	18	4:40	5	-	
			E1		E1			D					=					2	↑	↑	↑	2		10	0	
3	✓ 132	LEISE VICTOR	T2	(FALL 1:45)																↑	↑	↑	F	1:45	6	-
																				↑	↑	↑			16	0
4	✓ 138	DIGREGORIO forfeit																		↑	↑	↑		for	22	0
																				↑	↑	↑				
5	✓ 145	STBYER HOOVER	T2	N3				D	T2	N3			=	T2	N2			14	↑	↑	↑	14	DEC	4	-	
								↓	E1									1	↑	↑	↑	1		26	0	
6	✓ 152	MCCOLLUM WILCOX	T2	(FALL 5:59)																↑	↑	↑	F	5:59	6	-
																				↑	↑	↑			32	0
7	✓ 160	MILLER ISHMAN						↓	(R2)						N3			5	↑	↑	↑	5	DEC	3	-	
								S					↓	C	R2			2	↑	↑	↑	2		38	0	
8	✓ 170	MILLERO LYON	T2	T2				↓	C	R2	T2				T2	T2	S	12	↑	↑	↑	12	DEC	3	-	
			E1	E1				D		E1	E1		↓	E1	E1	E1		7	↑	↑	↑	7		38	0	
9	✓ 182	MOFFETT SIVAC	T2		R2			D		R2			↓	R2	T2	(FALL 5:02)			↑	↑	↑	F	5:02	6	-	
				R2	N3	E1		↓	R2	N3	C			C	E1				↑	↑	↑			44	0	
10	✓ 195	ZERONAS SPEAR	T2	(FALL 1:47)																↑	↑	↑	F	1:47	6	-
																			↑	↑	↑			50	0	
11	✓ 220	FOULKROD DURLIN	T	1:08				↓	C											↑	↑	↑			-	6
			(1)	C						(FALL 2:45)										↑	↑	↑	F	2:45	50	6
12	✓ 285	RINGER SLOCUM	T2	(FALL 1:07)																↑	↑	↑	F	1:07	6	-
																			↑	↑	↑			56	6	
13	✓ 106	BAYLESS LEHMAN	T2	N3	T2	(FALL 1:37)														↑	↑	↑	F	1:37	6	-
				E1																↑	↑	↑			62	6
14	✓ 113	HOGUE PHELPS	T2	(FALL 1:24)																↑	↑	↑	F	1:24	6	-
																				↑	↑	↑			68	6

T2 - Takedown  
R2 - Reversal  
E1 - Escape  
N2 - Near fall  
N3 - Near fall (5 seconds)  
N4 - Near fall (as a result of injury or bleeding)  
Sw - Stalling Warning  
S - Stalling

TV - Technical Violation  
P - Illegal Hold/Maneuver or Unnecessary Roughness  
RO - Ride-out  
C - Caution  
C1 - Points Earned After 2nd Caution  
CMW - Coach Misconduct Warning

CM - Coach Misconduct  
W - Warning  
FS - False Start  
UCM - Unsportsmanlike Conduct  
- Match Point  
UCT - Unsportsmanlike Conduct  
- Team Point  
FMC - Flagrant Misconduct  
F - 1:38 Fall

TF - 4:25 Technical Fall  
For - Forfeit  
Def - Default  
DQ - Disqualified  
Dec - Decision  
MD - Major Decision  
▲ - Selects Up  
▼ - Selects Down  
= - Selects Neutral

OT - Overtime  
SV - Sudden Victory  
TB - Tiebreaker  
UTB - Ultimate Tiebreaker  
IT - Injury Time  
IT - (=▲▼) choice after 2nd Injury Time-out  
BT - Blood Time

NOTE:  
Circle first point(s) scored

FINAL  
SCORE



68 6



## DUAL MEET SCORESHEET

HOME: REYNOLDSVISITOR: SAEGERTOWNDATE: 2-1-14TIME: 4:09REFEREE: Mike Bl

CHOICE	WT	WRESTLERS	1ST PERIOD	▲ = ▼	2ND PERIOD	▲ = ▼	3RD PERIOD	SCORE	OVERTIME				MATCH SCORE	MATCH RESULTS	TEAM SCORE	
									SV	TB1	TB2	UTB			H	V
1	✓ 126	REITER forfeit								↑	↑	↑			6	-
										↑	↑	↑		forfeit	6	0
2	✓ 132	BARTOLO	E1	D C		↓ E1		2	↑	↑	↑		2		-	3
		VATH	IND 24 (T2)	↓ E1				3	↑	↑	↑		3	DEC	6	3
3	✓ 138	NOTTINGHAM								↑	↑	↑			-	6
		MONICO	(T2) (FAIL 1:42)							↑	↑	↑	F	1:42	6	9
4	✓ 145	STUYER	E1	D		↓ E1 T2		4	↑	↑	↑		4	DEC	3	-
		HUMES	(T2) S	↓				2	↑	↑	↑		2		9	9
5	✓ 152	MCCOLLUM	(T2)	↓ R2	E1 T2 N2 T2		N2	13	↑	↑	↑		13	WAS DEC	4	-
		ZUVER		D R2	E1	↓ S		3	↑	↑	↑		3		13	9
6	✓ 160	MILLER	E1	D		↓ E1 T2		4	↑	↑	↑		4	DEC	3	-
		NEUSCHELER	(T2)	↓ S				2	↑	↑	↑		2		16	9
7	✓ 170	MILLERO	(T2) C T2 N3 (FAIL 1:16)							↑	↑	↑	F	1:16	6	-
		BARON	E1							↑	↑	↑			22	9
8	✓ 182	MOFFETT	E1 E1 E1 = T2 N2					7	↑	↑	↑		7	WAS DEC	-	4
		REYNOLDS	(T2) T2 N2 T2 T2 N3		R2 N3	↓ E1		19	↑	↑	↑		19		22	13
9	✓ 195	ZERONAS	(T3) (FAIL :26)							↑	↑	↑	F	:26	6	-
		BOYLAN								↑	↑	↑			28	13
10	✓ 220	RICKERT	(T2) (FAIL :31)							↑	↑	↑	F	:31	6	-
		NAGEOTTE								↑	↑	↑			34	13
11	✓ 285	RINGER								↑	↑	↑			6	-
		forfeit								↑	↑	↑		forfeit	40	13
12	✓ 106	BAYLESS	(T2) (FAIL 1:36)							↑	↑	↑	F	1:36	6	-
		AUCK								↑	↑	↑			46	13
13	✓ 113	HOGUE	(T2) N3 N3 N2		I R2 N3 (T-FAIL 4:00)			16	↑	↑	↑		16	T-Fall 4:00	5	-
		RUHL		↑ P				0	↑	↑	↑		0		51	13
14	✓ 120	HAUCK		↓ (E1) T2 S				3	↑	↑	↑		3	DEC	3	-
		ELIZON				↓ S		0	↑	↑	↑		0		54	13

T2 - Takedown  
 R2 - Reversal  
 E1 - Escape  
 N2 - Near fall  
 N3 - Near fall (5 seconds)  
 N4 - Near fall (as a result of injury or bleeding)  
 Sw - Stalling Warning  
 S - Stalling

TV - Technical Violation  
 P - Illegal Hold/Maneuver or Unnecessary Roughness  
 RO - Ride-out  
 C - Caution  
 C1 - Points Earned After 2nd Caution  
 CMw - Coach Misconduct Warning

CM - Coach Misconduct  
 W - Warning  
 FS - False Start  
 UCM - Unsportsmanlike Conduct - Match Point  
 UCT - Unsportsmanlike Conduct - Team Point  
 FMC - Flagrant Misconduct  
 F - 1:38 Fall

TF - 4:25 Technical Fall  
 For - Forfeit  
 Def - Default  
 DQ - Disqualified  
 Dec - Decision  
 MD - Major Decision  
 ▲ - Selects Up  
 ▼ - Selects Down  
 = - Selects Neutral

OT - Overtime  
 SV - Sudden Victory  
 TB - Tiebreaker  
 UTB - Ultimate Tiebreaker  
 IT - Injury Time  
 IT - (= ▲ ▼) choice after 2nd Injury Time-out  
 BT - Blood Time

FINAL SCORE

54 13

NOTE:  
Circle first point(s) scored





## DUAL MEET SCORESHEET

HOME: REYNOLDS

VISITOR: FORT LEBANON

DATE: 2-1-14

TIME: 6:59

REFEREE: [Signature]

CHOICE	WT	WRESTLERS	1ST PERIOD	2ND PERIOD	3RD PERIOD	SCORE	OVERTIME				MATCH SCORE	MATCH RESULTS	TEAM SCORE	
							SV	TB1	TB2	UTB			H	V
1	✓ 132	LEISE	S	↓ BT0:13	↓ R2	2	↑	↑	↑		2	DEC	3	-
		T. KUZMA	↓ (E1)			1	↑	↑	↑		1		3	0
2	✓ 138	DIGREGORIO					↑	↑	↑				-	6
		MCGUIRE	(T2) FALL 1:13				↑	↑	↑		F	1:13	3	6
3	✓ 145	STOYER	WINNER BY Forfeit				↑	↑	↑				6	-
		PILLAR					↑	↑	↑		Inf		9	6
4	✓ 152	MCCOLLUM	↓ (E1) T2			3	↑	↑	↑		3	DEC	3	-
		MALINOWSKI		↓		0	↑	↑	↑		0		12	6
5	✓ 160	MILLER	(T2)	↓		2	↑	↑	↑		2	DEC	3	-
		LEUBE		D	↓	0	↑	↑	↑		0		15	6
6	✓ 170	MILLERO	(T2) T2	D T2 FALL 3:30			↑	↑	↑		F	3:30	6	-
		LATHROP	E1	↓ E1			↑	↑	↑				21	6
7	✓ 182	MOFFETT	(T2)	↓ 1 E1 T2		6	↑	↑	↑		6	DEC	3	-
		ROSE		D P	↓ BT0:48 BT02:04 E1	1	↑	↑	↑		1		24	6
8	✓ 195	ZERONAS		↓ (E1)	S	1	↑	↑	↑		1		-	3
		RIVERA			↓ R2	2	↑	↑	↑		2	DEC	24	9
9	✓ 220	RICKERT			↓ E1 E1	2	↑	↑	↑		2		-	3
		G. REINWALD	↓ (E1)		S T2	3	↑	↑	↑		3	DEC	24	12
10	✓ 285	RINGER	↓ (E1)		S		↑	↓	↑		1		-	3
		CONTI			↓ E1		↑	↑	↑		2	UTB	24	15
11	✓ 106	BAYLESS	(T2)	↓ R2 P N2	T2	8	↑	↑	↑		8	DEC	3	-
		GUARRIELLO		D 1	=	1	↑	↑	↑		1		27	15
12	✓ 113	HOGUE	(T2)	D			↑	↑	↑				6	-
		L. KUZMA	BT0:47 BT01:08	↑ R2 FALL 3:50			↑	↑	↑		F	3:50	33	15
13	✓ 120	HAUCK	E1	↓		1	↑	↑	↑		1		-	3
		CARTER	(T2)	D	↓ E1 T2	5	↑	↑	↑		5	DEC	33	18
14	✓ 126	BARTOLO	(T2) T2	D T2 FALL 3:58			↑	↑	↑		F	3:58	6	-
		BOGIA	E1	↓ E1			↑	↑	↑				39	18

T2 - Takedown  
R2 - Reversal  
E1 - Escape  
N2 - Near fall  
N3 - Near fall (5 seconds)  
N4 - Near fall (as a result of injury or bleeding)  
Sw - Stalling Warning  
S - Stalling

TV - Technical Violation  
P - Illegal Hold/Maneuver or Unnecessary Roughness  
RO - Ride-out  
C - Caution  
C1 - Points Earned After 2nd Caution  
CMW - Coach Misconduct Warning

CM - Coach Misconduct  
W - Warning  
FS - False Start  
UCM - Unsportsmanlike Conduct - Match Point  
UCT - Unsportsmanlike Conduct - Team Point  
FMC - Flagrant Misconduct  
F - 1:38 Fall

TF - 4:25 Technical Fall  
For - Forfeit  
Def - Default  
DQ - Disqualified  
Dec - Decision  
MD - Major Decision  
▲ - Selects Up  
▼ - Selects Down  
= - Selects Neutral

OT - Overtime  
SV - Sudden Victory  
TB - Tiebreaker  
UTB - Ultimate Tiebreaker  
IT - Injury Time  
IT - (=▲▼) choice after 2nd Injury Time-out  
BT - Blood Time

FINAL SCORE

39 18

NOTE:  
Circle first point(s) scored





JdB / JdB

STATE PRELIMS

even/queen

## DUAL MEET SCORESHEET

HOME: SAUCON VALLEY

VISITOR: REYNOLDS

DATE: 2-6-14

TIME: 5:56

REFEREE: [Signature]

5:57 PM

CHOICE	WT	WRESTLERS	1ST PERIOD	2ND PERIOD	3RD PERIOD	SCORE	OVERTIME				MATCH SCORE	MATCH RESULTS	TEAM SCORE	
							SV	TB1	TB2	UTB			H	V
✓ 1	120	DRUKEN MILLER X	T2	D T2 T2 N3	= T2	11					11	MAJ DEC	4	-
		HAUCK		↓ E1 E1	E1	3					3		4	0
✓ 2	126	SVITES X	ETG:08 ETG:12	C 1570:34 1570:34 E1 E1 1570:34 1570:34	↓ 1570:34 1570:34 E1 E1 1570:34 1570:34	8					8		-	5
✓ 3	132	BARTOLO	T2	↓ E1 T2 T2 T2	T2 N2 T2 T2 T2 T2 T2 T2	25					25	Tell Fall	4	5
✓ 4	138	VONNEY X		↓ C (R2)		2					2		-	3
		LEISE			= T2 N2	4					4	DEC	4	8
✓ 5	145	SCHNEIDER X		↓ S		0					0		-	3
✓ 6	152	DIGREGORIO		D C (N2)	↓ E1	3					3	DEC	4	11
✓ 7	160	HARKA X		D E1	= S	1					1		-	5
✓ 8	170	STAYER	T2 N2	↓ E1 T2 T2 N2	T2 N2 N2 (4 FALLS:58)	17					17	Tell Fall	4	16
✓ 9	182	HIRSHBECK X											-	6
✓ 10	195	MCCOLLUM	T2 N3 (FALL 1:31)								F 1:31		4	22
✓ 11	220	FONTENEZ		↓ (E1) T2		3					3	DEC	3	-
✓ 12	285	MILLER		S	↓ E1	1					1		7	22
✓ 13	170	LYNCH X	T2	E1	↓ E1	5					5		-	3
✓ 14	182	MILLERO		↓ R2	INT:30 C T2 T2	6					6		7	25
✓ 15	195	BRANDON BLOBE	S (INT DEFAULT 1:18)									INT Default	-	6
✓ 16	220	MOFFETT	T2 INT										7	31
✓ 17	285	JUSTIN BLOBE											6	-
✓ 18	120	forfeit										forf	13	31
✓ 19	132	KEHS	C	↓ (E1) T2 N3	S T2	8					8	DEC	3	-
✓ 20	145	RICKERT		E1	↓ E1 T2	2					2		16	31
✓ 21	152	EHRITZ		S	↓ E1						1		-	3
✓ 22	160	RINGER		↓ (E1)							2	UTB	16	34
✓ 23	170	HILL X		D	= T2	2					2		-	4
✓ 24	182	CATWESS	T2 N3 N3	↓ E1 T2		11					11	MAJ DEC	16	38
✓ 25	195	KYRA											-	6
✓ 26	220	HOGUE	T2 (FALL 1:31)								F 1:31		16	44

T2 - Takedown  
 R2 - Reversal  
 E1 - Escape  
 N2 - Near fall  
 N3 - Near fall (5 seconds)  
 N4 - Near fall (as a result of injury or bleeding)  
 Sw - Stalling Warning  
 S - Stalling

TV - Technical Violation  
 P - Illegal Hold/Maneuver or Unnecessary Roughness  
 RO - Ride-out  
 C - Caution  
 C1 - Points Earned After 2nd Caution  
 CMW - Coach Misconduct Warning

CM - Coach Misconduct  
 W - Warning  
 FS - False Start  
 UCM - Unsportsmanlike Conduct - Match Point  
 UCT - Unsportsmanlike Conduct - Team Point  
 FMC - Flagrant Misconduct  
 F - 1:38 Fall

TF - 4:25 Technical Fall  
 For - Forfeit  
 Def - Default  
 DQ - Disqualified  
 Dec - Decision  
 MD - Major Decision  
 ▲ - Selects Up  
 ▼ - Selects Down  
 = - Selects Neutral

OT - Overtime  
 SV - Sudden Victory  
 TB - Tiebreaker  
 UTB - Ultimate Tiebreaker  
 IT - Injury Time  
 IT - (= ▲ ▼) choice after 2nd Injury Time-out  
 BT - Blood Time

NOTE:  
 Circle first point(s) scored

FINAL SCORE

16 44





100 odd ✓ STATE QUARTERS **DUAL MEET SCORESHEET** HOME: HUNTINGDON VISITOR: REYNOLDS DATE: 2-7-14 TIME: 1:58 REFEREE: [Signature]

CHOICE	WT	WRESTLERS	1ST PERIOD	2ND PERIOD	3RD PERIOD	SCORE	OVERTIME				MATCH SCORE	MATCH RESULTS	TEAM SCORE	
							SV	TB1	TB2	UTB			H	V
✓	195	LAUER		S	E1	1					1		-	3
		ZERONAS		S	E1 T2	3					3		0	3
✓	220	MORNINGSTAR											-	6
		DICKERT	T2 (FALL 1:51)								F 1:51		0	9
✓	285	forfeit									for.		-	6
		RINGER											0	15
✓	106	KLINE											-	6
		BAYLESS	T2 (FALL 1:37)								F 1:37		0	21
✓	113	GLORIOSO		D	R2	2					2 DEC		3	-
		HOGUE		↓	S	0					0		3	21
✓	120	SCOTT		C C S	↓ E1 T2						5 UTR		3	-
		HAUCK		↓ E1	N2 S						3		6	21
✓	126	WILSON	E1	D BT0:35	E1 E1 E1 E1 S E1	6					6		-	4
		BARTOLO	T2 C T2	↓ E1 T2 N2 T2 T2	T2 T2	18					18 MAS DEC		6	25
✓	132	GREEN	T2 C	↓ R2	E1	5					5		-	3
		LEISE	C E1	D E1	↓ R2 N2	6					6 DEC		6	28
✓	138	RUSSELL	T2 S	D N2	↑ (FALL 5:20)						F 5:20		6	-
		DIGREGORIO		↓ S									12	28
✓	145	OLIVER	E1 T2 C C		↓ E1 E1	5					5		-	3
		STOYER	T2 BT0:14	↓ E1	C S T2 T2	8					8 DEC		12	31
✓	152	WAGNER		D C	↓ E1						1		-	3
		MCCOLLUM		↓ E1							2 UTR		12	34
✓	160	LYNN		↓	S	0					0		-	3
		MILLER	T2	D	↓ R2	4					4 DEC		12	37
✓	170	FISHER		D BT0:45 C	↓ E1 S	1					1		-	3
		MILLERO	T2	↓ R2	T2	6					6 DEC		12	40
✓	182	NORRIS	T2	↓ E1 E1 E1	C N3 E1 S	9					9 DEC		3	-
		MOFFETT		D T2 T2	↓ R2	6					6		15	40

T2 - Takedown  
R2 - Reversal  
E1 - Escape  
N2 - Near fall  
N3 - Near fall (5 seconds)  
N4 - Near fall (as a result of injury or bleeding)  
Sw - Stalling Warning  
S - Stalling

TV - Technical Violation  
P - Illegal Hold/Maneuver or Unnecessary Roughness  
RO - Ride-out  
C - Caution  
C1 - Points Earned After 2nd Caution  
CMW - Coach Misconduct Warning

CM - Coach Misconduct  
W - Warning  
FS - False Start  
UCM - Unsportsmanlike Conduct - Match Point  
UCT - Unsportsmanlike Conduct - Team Point  
FMC - Flagrant Misconduct  
F - 1:38 Fall

TF - 4:25 Technical Fall  
For - Forfeit  
Def - Default  
DQ - Disqualified  
Dec - Decision  
MD - Major Decision  
▲ - Selects Up  
▼ - Selects Down  
= - Selects Neutral

OT - Overtime  
SV - Sudden Victory  
TB - Tiebreaker  
UTB - Ultimate Tiebreaker  
IT - Injury Time  
IT - (=▲▼) choice after 2nd Injury Time-out  
BT - Blood Time

NOTE:  
Circle first point(s) scored

FINAL SCORE



15 40



WT	WRESTLERS	1ST PERIOD	2ND PERIOD	3RD PERIOD	SCORE	SV	OVERTIME	TB1	TB2	UTB	MATCH SCORE	MATCH RESULTS	TEAM POINT (S)
1	DAVIS		↓ E1	E1	2						2		-3
	ZINGER		↓ E1 T2 S		3						3	DEC	0-3
2	DAY	E1	↓ C S E1	S E1	3						3		-3
	BAYLESS	T2	↓ D	↓ 1 R2 T2	7						7	DEC	0-6
3	CEUM												-6
	HOGUE	T2	FALL:18								F	:18	0-12
4	MYERS	T2 T2 T2 T2 T2	↓ E1 T2 T2 T2 T2	T2 T2 T2 T2	25						25	T2:11	5-
	HAUCK	E1 E1 E1 E1	↓ D E1 E1 E1 S	↓ E1 E1 E1	10						10		5-12
5	BOND	T2	FALL:30								F	:30	6-
	REITER												11-12
6	KOSTYAK	T2 T2	↓ R2 E1	S T2	9						9	DEC	3-
	BARTOLO	E1 R2	↓ D R2 T2	↓ E1	8						8		14-12
7	SHOOP	T2 N3 N3	↑ N3 N3	FALL 2:30							F	2:30	6-
	DIGREGORIO												20-12
8	KAUFFMAN	S	↓ C	↑ E1 S E1 S	2						2		-3
	STUYER		↓ E1 T2	R2 1 T2 1	9						9	DEC	20-15
9	VAUGHN	T2	↓										-6
	MCCOLLUM	E1 T2 N3	FALL 2:58								F	2:58	20-21
10	WICKARD	T2 R2	↓ R2	T2 S	8						8	DEC	3-
	MILLER	E1 T2	↓ D	=	3						3		23-21
11	MURPHY	E1	↓ E1 E1		3						3		-3
	MILLERO	T2 C	↓ T2	↓ E1 S	5						5	DEC	23-24
12	MCCOY	T2	↓ E1 T2	E1 E1	5						5		-4
	MOFFETT	E1 T2 N3	↓ D T2	↓ R2 N3 T2	15						15	MAY DEC	23-28
13	GOUGHIN		↓ E1 T2	S	3						3	DEC	3-
	ZERONIS		↓ E1	↓ E1	2						2		26-28
14	TAYLOR		↓ E1	↓ E1							2		-3
	RICKERT		↓ E1								4	UTB	26-31

T2 - Takedown  
 R2 - Reversal  
 E1 - Escape  
 N2 - Near fall  
 N3 - Near fall (5 seconds)  
 N4 - Near fall (as a result of injury or bleeding)  
 Sw - Stalling Warning  
 S - Stalling

TV - Technical Violation  
 P - Illegal Hold/Maneuver or Unnecessary Roughness  
 RO - Ride-out  
 C - Caution  
 C1 - Points Earned After 2nd Caution  
 CMW - Coach Misconduct Warning

CM - Coach Misconduct  
 W - Warning  
 FS - False Start  
 UCM - Unsportsmanlike Conduct - Match Point  
 UCT - Unsportsmanlike Conduct - Team Point  
 FMC - Flagrant Misconduct  
 F - 1:38 Fall

TF - 4:25 Technical Fall  
 For - Forfeit  
 Def - Default  
 DQ - Disqualified  
 Dec - Decision  
 MD - Major Decision  
 ▲ - Selects Up  
 ▼ - Selects Down  
 = - Selects Neutral

OT - Overtime  
 SV - Sudden Victory  
 TB - Tiebreaker  
 UTB - Ultimate Tiebreaker  
 IT - Injury Time  
 IT - (= ▲ ▼) choice after 2nd Injury Time-out  
 BT - Blood Time

NOTE:  
 Circle first point(s) scored





## TOURNAMENT SCORESHEET

TOURNAMENT HOME REYNOLDSVISITOR BETH CATH red evenTIME 3:06DATE 2-8-14

WT	WRESTLERS	1ST PERIOD	2ND PERIOD	3RD PERIOD	SCORE	SV	OVERTIME	TB1	TB2	UTB	MATCH SCORE	MATCH RESULTS	TEAM POINT (S)
✓ 285	RINGER		↓ E1	S	1						1		-2
	DUNN		T2	↓ E1 T2	5						5	DEC	0 2
✓ 160	BAYLESS	R2 N3	N2	↓ E1	8						8	DEC	3 -
✓ 160	S. BEDINGTON	T2	↓ R2		4						4		3 2
✓ 133	HAUCK	E1	D E1	↓ E1 E1 E1	6						6		-4
✓ 133	L. KARAM	T2 T2	↓ R2 T2 N3 INT 43 T2	T2 T2 T2	19						19	MAT DEC	3 6
✓ 120	HOGUE												-6
✓ 120	GOULD	T2 N3	↓ E1 T2	FALL 3:56							F	3:56	3 12
✓ 126	BARTOLO	E1 E1 E1	↓ E1 E1 T2	STO 29 E1 E1	9						9		-4
✓ 126	MOISEY	T2 T2 T2 N3	T2	T2 INT 50 T2 T2 N2	19						19	MAT DEC	3 16
✓ 132	LEISE			↑ E1	1						1		-4
✓ 132	MALONEY	T2	↓ E1 T2	R2 T2	9						9	MAT DEC	3 20
✓ 138	DIREGREGORIO		D C C	E1 E1 E1 ↑	7						7		-5
✓ 138	LABRIOLA	T2	↓ E1 T2 T2 T2 T2	E1 T2 T2 T2 T2 T2	22						22	TOT FALL	3 25
✓ 145	STOYER		↓ E1 T2	R2	5						5	DEC	3 -
✓ 145	ANGSTADT		D N2	↑ S	2						2		6 25
✓ 152	MCCOLLUM	T2	D	↓	2						2	DEC	3 -
✓ 152	GALLAGHER		↓ S	STO 25	0						0		9 25
✓ 160	MILLER		↑	E1 E1 E1 E1 T E1	5						5		-4
✓ 160	SOLDRIDGE	T2	D E1 T2 T2 T2 T2 T2	= T2 T2	17						17	MAT DEC	9 29
✓ 170	MILLERO		↓ C	E1 INT 47 T2	1						1		-3
✓ 170	CORTOPASSI		C	T2	↓ E1 INT 46	3					3	DEC	9 32
✓ 182	MOFFETT	E1 T2	FALL 1:44								F	1:44	6 -
✓ 182	CROUSE	T2 N2											15 32
✓ 185	ZERONAS		D										-6
✓ 185	ORTIZ	T2	↓ E1 INT 1:01 T2	FALL 3:37							F	3:37	15 38
✓ 220	RICKERT	R2	S C	↓	2						2		-3
✓ 220	AAROE	T2	↓	N3	5						5	DEC	15 41

T2 - Takedown  
R2 - Reversal  
E1 - Escape  
N2 - Near fall  
N3 - Near fall (5 seconds)  
N4 - Near fall (as a result of injury or bleeding)  
SW - Stalling Warning  
S - Stalling

TV - Technical Violation  
P - Illegal Hold/Maneuver or Unnecessary Roughness  
RO - Ride-out  
C - Caution  
C1 - Points Earned After 2nd Caution  
CMW - Coach Misconduct Warning

CM - Coach Misconduct  
W - Warning  
FS - False Start  
UCM - Unsportsmanlike Conduct - Match Point  
UCT - Unsportsmanlike Conduct - Team Point  
FMC - Coach Misconduct  
F - 1:38 Fall

TF - 4:25 Technical Fall  
For - Forfeit  
Def - Default  
DQ - Disqualified  
Dec - Decision  
MD - Major Decision  
▲ - Selects Up  
▼ - Selects Down  
= - Selects Neutral

OT - Overtime  
SV - Sudden Victory  
TB - Tiebreaker  
UTB - Ultimate Tiebreaker  
IT - Injury Time  
IT - (= ▲ ▼) choice after 2nd Injury Time-out  
BT - Blood Time

NOTE:  
Circle first point(s) scored



15-41




National Federation of State High School Associations



*Varsity*

**2014 - 2015**

# Wrestling Official Scorebook



OFFICIAL DISTRIBUTOR  
CRAMER PRODUCTS, INC.

WRS



**12/9/2014**

**Reynolds 67 Grove City 3**

138 Bartolo Won by Dec 7-2 over Walter  
145 Slater Won by Dec 10-8 over Meals  
152 Park Won by Dec 8-1 over Shawgo  
160 Nottingham Won by M Dec 18-5 over Sanders  
170 Millero Won by Fall :49 over Thompson  
182 Uhrin Lost by Dec 5-3 to Hefner  
195 Stoyer Won by Fall 4:35 over Byers  
220 Rickert Won by Fall 1:40 over Reppart  
285 Ringer Won by Fall :56 over Kordes  
106 Harnett Won by Fall 3:54 over Babel  
113 Bayless Won by Fall :32 over Smith  
120 Matthews Won by Fall 1:45 over Meals  
126 Hauck Won by Forfeit  
132 Hogue Won by Fall 3:00 over Powell

**12/11/2014**

**Reynolds 48 Greenville 21**

106 Harnett Won by Fall 5:05 over Gelvin  
113 Bayless Won by Fall :43 over Schreiber  
120 Matthews Won by M Dec 16- 3 over Lineman  
126 Hauck Won by Dec 8-3 over Moss  
132 Hogue Won by Dec 3-0 over Paxton  
138 Bartolo Won by M Dec 15-5 over Christner  
145 Slater Won by Fall :38 over Tumpak  
152 Park Lost by Fall 2:37 to Wilkerson  
160 Nottingham Lost by Fall 5:59 to Reynolds  
170 Millero Won by Fall 3:25 over Shilling  
182 Uhrin Lost by Fall 3:41 to Gladysz  
195 Stoyer Lost by Dec 5-0 to Miller  
220 Rickert Won by Fall 4:40 over Hawthorne  
285 Ringer Won by M Dec 9-0 over Horne

**12/16/2014**

**Reynolds 67 Hickory 9**

145 Slater Won by Fall 1:10 over Hammond  
152 Park Won by Fall 1:27 over Mette  
160 Nottingham Lost by Fall 3:05 to Sims  
170 Millero Won by Forfeit  
182 Uhrin Lost by Dec 5-4 to Thomas  
195 Stoyer Won by Fall 5:57 over Troy S.  
220 Rickert Won by Forfeit  
285 Ringer Won by Dec 5-1 over Miley  
106 Harnett Won by Forfeit  
113 Bayless Won by Forfeit  
120 Matthews Won by Fall 4:30 over Walter  
126 Hauck Won by M Dec 12-2 over Nesson  
132 Hogue Won by Forfeit  
138 Bartolo Won by Forfeit

**12/18/2014**

**Reynolds 84 Slippery Rock 0**

145 Slater Won by Forfeit  
152 Park Won by Forfeit  
160 Nottingham Won by Forfeit  
170 Millero Won by Forfeit  
182 Uhrin Won by Forfeit over  
195 Stoyer Won by Fall :35 over Burr  
220 Rickert Won by Fall 5:33 over Wolf  
285 Ringer Won by Forfeit  
106 Harnett Won by Forfeit  
113 Bayless Won by Forfeit  
120 Matthews Won by Forfeit  
126 Hauck Won by Forfeit  
132 Hogue Won by Forfeit  
138 Bartolo Won by Forfeit

**12/20/2014**

**Reynolds 59 Revere 20**

106 Harnett Won by Fall 2:23 over Ferar  
113 Bayless Won by Forfeit  
120 Matthews Won by Fall :24 over Peterson  
126 Hauck Won by Fall 1:00 over Farian  
132 Hogue Won by Fall 2:37 over Nye  
138 Bartolo Won by Fall 4:23 over Vlasek  
145 Slater Lost by Fall 5:33 to Molke  
152 Park Lost by T Fall 16-0 to Shaffer  
160 Nottingham Won by Fall 1:23 over Klein  
170 Millero Won by T Fall 16-1 over Smith  
182 Uhrin Lost by Fall 2:28 to Lehman  
195 Stoyer Lost by Dec 3-1 to Baker  
220 Rickert Won by Fall :33 over Essa  
285 Ringer Won by Fall 4:09 over Kelly

**12/20/2014**

**Reynolds 15 St. Paris Graham 55**

113 Bayless Lost by M Dec 9-1 to Moore  
120 Matthews Lost by Dec 5-0 to Stickley  
126 Michaels Lost by T Fall 16-0 to Seipel  
132 Hogue Lost by M Dec 18-6 to Jordan  
138 Bartolo Won by Dec 5-4 over Thomas  
145 Slater Lost by Fall :53 to Moore  
152 Park Lost by Fall 1:53 to Lawson  
160 Nottingham Lost by Fall 1:39 to Marinelli  
170 Millero Lost by Dec 6-3 to Jordan  
182 Uhrin Lost by Fall :59 to Bronne  
195 Stoyer Lost by Fall 1:10 to Sarver  
220 Rickert Won by Forfeit  
285 Ringer Won by Fall 1:50 over Hays  
106 Harnett Lost by Fall 2:51 to Stickley



**12/20/2014**

**Reynolds 63 Parkersburg WV 12**

126 Michaels Won by Fall :36 over Fox  
132 Hogue Won by Fall 1:07 over Farnsworth  
138 Bartolo Won by Fall 1:46 over Carder  
145 Slater Lost by Dec 5-0 to Richards  
152 Nottingham Won by Dec 9-8 over Johnson  
160 Lost by Forfeit  
170 Millero Won by Fall :59 over Weaver  
182 Uhrin Won by Forfeit  
195 Stoyer Won by Fall 1:43 over Hickman  
220 Rickert Won by Fall 3:33 over Chefren  
285 Ringer Won by Fall 2:50 over Conley  
106 Harnett Won by Forfeit  
113 Bayless Lost by Dec 4-2 to Donahue  
120 Matthews Won by Fall :45 over Spears

**12/20/2014**

**Reynolds 30 Canfield 39**

132 Hogue Won by Fall 1:07 over Murphy  
138 Bartolo Won by Fall 5:30 over Frost  
145 Slater Lost by Dec 13-7 to Madison  
152 Park Lost by Fall 2:36 to Crawford  
160 Nottingham Lost by M Dec 12-4 to Kapalko  
170 Millero Lost by Dec 3-2 to Dom Cooper  
182 Uhrin Lost by Fall 5:26 to Duffet  
195 Stoyer Lost by Dec 5-2 to Bunch  
220 Rickert Lost by Dec 8-2 to Esarco  
285 Ringer Won by Forfeit  
106 Harnett Lost by T Fall 16-1 5:43 to Cardello  
113 Bayless Won by Fall 1:31 over English  
120 Matthews Won by Fall 4:33 over West  
126 Michaels Lost by Fall :43 to Poullas

**12/23/2014**

**Reynolds 59 Lakeview 6**

126 Michaels Won by Fall 4:56 over McConnell  
132 Gosser Won by Dec 8-2 over Ibbs  
138 Bartolo Won by Forfeit  
145 Slater Won by Fall 5:55 over Cody P.  
152 Wilcox Lost by Dec 6-3 to Yeager  
160 Nottingham Won by Dec 3-0 over Curry  
170 Millero Won by Forfeit  
182 Uhrin Won by Dec 7-3 over Daughtery  
195 Stoyer Won by Fall 3:40 over Ferlin  
220 Rickert Won by Dec 2-1 over Clayton  
285 Ringer Lost by Dec 3-1 OT to Spence  
106 Harnett Won by Forfeit  
113 Bayless Won by Fall 1:28 over Uber  
120 Matthews Won by T Fall 26-8 6:00 over Clayton

**1/5/2015**

**Reynolds 54 Sharpville 15**

160 Gearhart Lost by Fall 1:27 to Enos  
170 Millero Won by Fall 2:17 over Miller  
182 Uhrin Won by Fall 1:23 over Matt H.  
195 Zeronas Lost by M Dec 10-2 to Mueller  
220 Rickert Won by Fall 2:48 over Keck  
285 Ringer Won by Fall 1:52 over Stoner  
106 Harnett Won by Fall 1:58 over Schell  
113 Bayless Won by Fall :58 over Burk  
120 Matthews Won by Fall 3:00 over Whalen  
126 Hauck Won by Dec 7-4 over Salautive  
132 Gosser Won by T Fall 15-0 over Ryan  
138 Hogue Won by M Dec 10-2 over Enos  
145 Slater Lost by Dec 7-4 to Prebble  
152 Nottingham Lost by Dec 2-1 to Bowser  
\* Sharpville was deducted 1 Team Point

**1/8/2015**

**Reynolds 55 Mercer 10**

170 Millero Won by Forfeit  
182 Uhrin Won by Forfeit  
195 Stoyer Won by Forfeit  
220 Zeronas Won by Forfeit  
285 Ringer Won by Fall 1:29 over Gregory  
106 Harnett Won by Dec 9-4 over King  
113 Bayless Won by Forfeit  
120 Matthews Won by M Dec 16-7 over Ruffo  
126 Hauck Lost by Dec 4-2 to Hoover  
132 Hogue Won by Dec 3-0 over Shaffer  
138 Gosser Lost by M Dec 11-1 to Brant  
145 Slater Won by Dec 8-2 over Gawne  
152 Wilcox Won by Forfeit  
160 Nottingham Lost by Dec 2-1 OT to Ruffo

**1/14/2015**

**Reynolds 70 Sharon 3**

106 Harnett Won by Forfeit  
113 Bayless Won by Fall 5:07 over Hicklin  
120 Matthews Won by Fall :37 over Harris  
126 Hauck Won by Fall 1:24 over Young  
132 Gosser Won by Fall :25 over Matthews  
138 Hogue Won by Dec 10-5 over Templeton  
145 Bartolo Won by Fall 1:57 over Thompson  
152 Slater Lost by Dec 6-2 to McClimans  
160 Gearhart Won by Dec 4-2 over Laughlin  
170 Millero Won by M Dec 12-4 over Volpe  
182 Uhrin Won by Fall 1:20 over Crowder  
195 Stoyer Won by Fall 3:02 over Norwood  
220 Rickert Won by Forfeit  
285 Ringer Won by Forfeit



**1/17/2015**

**Reynolds 30 Chestnut Ridge 26**

220 Rickert Won by Fall :49 over Heming  
285 Ringer Won by Dec 3-1 over Davis  
106 Harnett Lost by Dec 6-5 to Williams  
113 Bayless Won by Dec 5-4 over Burkett  
120 Matthews Won by M Dec 17-5 over Hobson  
126 Hauck Lost by Dec 6-4 to McCoy  
132 Hogue Won by Dec 8-5 over Deremer  
138 Bartolo Won by M Dec 11-3 over Claar  
145 Slater Won by Dec 7-4 over Hobson  
152 Nottingham Lost by M Dec 13-4 to Crouse  
160 Millero Won by M Dec 13-2 over McGill  
170 Uhrin Lost by M Dec 9-0 to Hillegass  
182 Stoyer Lost by Fall 3:09 to Beaver  
195 Zeronas Lost by Fall 3:58 to Buttry

**1/17/2015**

**Reynolds 51 Brockway 16**

285 Ringer Won by Fall 5:36 over Richardson  
106 Harnett Won by Forfeit  
113 Bayless Won by Dec 2-0 over Carlson  
120 Matthews Won by Fall 4:38 over Overbeck  
126 Hogue Won by Fall :44 over Caruso  
132 Hauck Lost by Dec 5-2 to Glasl  
138 Bartolo Won by Forfeit  
145 Slater Won by Dec 10-7 over Jamison  
152 Gearhart Lost by Fall 2:40 to McClintick  
160 Millero Won by M Dec 12-4 over Little  
170 Uhrin Lost by M Dec 12-1 to Benson  
182 Stoyer Lost by Dec 3-1 to Martino  
195 Zeronas Won by Fall 1:55 over Tyler  
220 Rickert Won by T Fall 17-1 over Yahner

**1/17/2015**

**Reynolds 37 Saegertown 24**

113 Bayless Won by Fall 1:18 over Auck  
120 Matthews Won by Fall 5:03 over Ruhl  
126 Hauck Won by Dec 2-1 over Elizon  
132 Hogue Won by M Dec 11-0 over Mattocks  
138 Gosser Lost by Fall 1:04 to Vath  
145 Bartolo Won by Dec 6-0 over Neuscheler  
152 Nottingham Lost by Dec 5-2 to Zuver  
160 Millero Lost by Dec 5-0 to Mulligan  
170 Uhrin Lost by Dec 7-5 to Simmerman  
182 Stoyer Lost by Dec 3-0 to Brooks  
195 Zeronas Lost by Fall 2:35 to Reynolds  
220 Rickert Won by Dec 5-3 over Stafford  
285 Ringer Won by Fall 4:31 over Gaerttner  
106 Harnett Won by Fall 3:39 over Beck

**1/17/2015**

**Reynolds 49 Burrell 16**

120 Matthews Won by Fall 4:29 over Awes  
126 Hauck Won by Dec 5-0 over Jeffery  
132 Hogue Won by T Fall 15-0 over Edwards  
138 Bartolo Won by Fall 3:06 over Roberts  
145 Slater Lost by Dec 5-3 to Hanna  
152 Park Lost by Fall 1:52 to Greenwald  
160 Gearhart Won by M Dec 19-6 over Herwald  
170 Millero Won by Fall 1:14 over Carter  
182 Uhrin Won by M Dec 15-1 over Scherba  
195 Zeronas Lost by M Dec 9-1 to Scherer  
220 Rickert Won by Fall 2:29 over Couch  
285 Ringer Lost by Dec 2-0 to Beattie  
106 Harnett Won by Forfeit  
113 Bayless Won by Dec 7-6 over Bechtold

**1/17/2015**

**Reynolds 26 Brookville 32**

132 Hogue Won by Dec 5-3 over Aaron  
138 Bartolo Won by M Dec 10-0 over Joiner  
145 Slater Lost by T Fall 18-2 to Cleaver  
152 Nottingham Lost by Dec 5-2 to Hetrick  
160 Gearhart Lost by Fall :41 to Miller  
170 Millero Won by M Dec 13-5 over Molner  
182 Uhrin Lost by Dec 6-0 to Cieiseski  
195 Zeronas Lost by Fall :47 to Cook  
220 Rickert Won by Dec 3-0 over Towne  
285 Ringer Won by Forfeit  
106 Harnett Lost by Dec 7-2 to Kunselman  
113 Bayless Lost by Dec 5-3 to Park  
120 Matthews Won by Fall 4:28 over Sorbin  
126 Hauck Lost by Dec 5-2 to Ortz

**1/21/2015**

**Reynolds 46 Franklin 18**

182 Stoyer Won by Dec 9-8 over Snyder  
195 Lost by Forfeit  
220 Rickert Won by Fall 1:37 over Wisner  
285 Ringer Lost by Dec 4-2 to McCool  
106 Harnett Won by Dec 6-4 over Shoemaker  
113 Bayless Won by Fall 1:13 over Harbaugh  
120 Matthews Won by Forfeit  
126 Hauck Won by Forfeit  
132 Hogue Won by Fall :49 over Murphy  
138 Bartolo Won by M Dec 12-3 over Harper  
145 Nottingham Lost by Dec 10-6 to Steetle  
152 Slater Lost by Dec 2-0 to Exley  
160 Millero Won by Fall :33 over Grecko  
170 Uhrin Lost by Dec 6-1 to Carey



**1/27/2015**

**Reynolds 69 West Middlesex 6**

106 Harnett Won by Forfeit  
113 Bayless Won by Fall :45 over Weiser  
120 Matthews Won by Forfeit  
126 Hauck Won by Fall 1:55 over Drda  
132 Hogue Won by Fall 3:00 over Murray  
138 Bartolo Won by Fall 1:54 over Hess  
145 Slater Won by Fall :52 over Jarzenske  
152 Nottingham Lost by Dec 8-6 to Kroesen  
160 Leise Won by Fall :36 over Dick  
170 Millero Won by Fall 1:53 over Slicker  
182 Stoyer Lost by Dec 5-2 to Lucich  
195 Zeronas Won by Fall 1:08 over A Groenendaal  
220 Z Huffman Won by Fall :52 over C Groenendaal  
285 Rickert Won by Dec 4-1 over Smith

**1/31/2015**

**Reynolds 61 Cambridge Springs 13**

195 Zeronas Lost MD 18-8 to Cox  
220 Rickert Lost by Dec 12-10 to Stafford  
285 Ringer Won by Dec 5-3 over Wolfrom  
106 Harnett Won by Fall 1:57 over Scott  
113 Bayless Won by Fall :29 over Davis  
120 Matthews Won by Forfeit  
126 Hauck Won by Fall 3:09 over Walker  
132 Hogue Won by Forfeit  
138 Bartolo Won by Fall 1:02 over Boyer  
145 Slater Won by M Dec 9-0 over Verbanac  
152 Leise Won by Fall 2:36 over Mosconi  
160 Millero Won by Fall :31 over Jimerson  
170 Uhrin Lost by Fall 3:47 to Simpson  
182 Stoyer Won by Fall :18 over Riedel

**1/31/2015**

**Reynolds 53 Harbor Creek 11**

220 Rickert Won by T Fall 16-0 over Newark  
285 Ringer Won by Fall 2:37 over Poland  
106 Harnett Lost T Fall 17-1 to Sallot  
113 Bayless Won by Dec 11-6 over Ososterkamp  
120 Matthews Won by Fall 1:22 over Brink  
126 Hauck Won by Dec 7-1 over Folmar  
132 Hogue Won by Fall 1:10 over Calkins  
138 Bartolo Won by Fall 1:32 over Smith  
145 Nottingham Lost by Dec 3-1 to Locco-Nielsen  
152 Leise Won by M Dec 14-8 over Cassidy  
160 Millero Won by Fall 1:34 over McCannon  
170 Uhrin Won by Dec 7-2 over Kuhn  
182 Stoyer Won by T Fall 17-1  
195 Zeronas Lost by Dec 7-1

**1/31/2015**

**Reynolds 31 Saegertown 27**

285 Ringer Won by Dec 3-0 over Stafford  
106 Harnett Won by Fall 1:16 over Beck  
113 Bayless Won by Fall 2:45 over Auck  
120 Matthews Won by M Dec 15-5 over Ruhl  
126 Hauck Won by Dec 4-3 over Elizon  
132 Hogue Won by Dec 11-8 over Mattocks  
138 Gosser Lost by Fall 3:32 to Vath  
145 Bartolo Won by Dec 3-2 over Zuver  
152 Leise Lost by Dec 4-2 to Neuscheler  
160 Gearhart Won by Dec 5-2 over Offi  
170 Millero Lost by Dec 2-1 UTB to Mulligan  
182 Uhrin Lost by Fall 3:13 to Simmerman  
195 Zeronas Lost by Dec 5-2 to Brooks  
220 Lost Forfeit

**2/5/2015**

**Reynolds 38 Saucon Valley 20**

106 Harnett Lost by Dec 7-2 to Miller  
113 Bayless Lost by M Dec 14-5 to Hill  
120 Matthews Won by Fall 1:15 over McHaffey  
126 Hogue Won by M Dec 12-0 over Druckenmiller  
132 Hauck Lost by Dec 4-1 to Jones  
138 Bartolo Won by M Dec 9-1 over Schneider  
145 Nottingham Lost by Dec 3-2 to Yonney  
152 Leise Lost by Dec 3-1 to Harks  
160 Millero Won by Dec 4-3 over Hirschbeck  
170 Uhrin Won by Dec 4-2 over Kehs  
182 Stoyer Lost by M Dec 10-2 to Lynch  
195 Zeronas Won by Fall 6:44 over VanVliet  
220 Rickert Won by Fall 1:59 over Scheetz  
285 Ringer Won by Fall 1:19 over Polak

**2/6/2015**

**Reynolds 49 West Branch 16**

120 Matthews Won by Fall 3:24 over Bauman  
126 Hauck Won by Dec 8-2 over Confer  
132 Hogue Won by M Dec 11-2 over Parks  
138 Bartolo Won by Fall :32 over Conklin  
145 Slater Won by Fall 3:45 over Kristofits  
152 Leise Won by Fall 5:09 over Smeal  
160 Millero Won by Dec 13-6 over Green  
170 Uhrin Lost by Fall :56 to Slippey  
182 Stoyer Lost by Dec 7-4 to vs Myers  
195 Zeronas Lost by Dec 3-2 to McDowell  
220 Rickert Lost by M Dec 14-6 to Maines  
285 Ringer Won by Fall 1:11 over Kalke  
106 Harnett Won by Fall 2:43 over Sample  
113 Bayless Won by Dec 7-3 over Couteret



**2/6/2015**

**Reynolds 27    Boiling Springs 32**

132 Hauck Lost by M Dec 20-7 to Meyers  
138 Gosser Lost by Fall 1:25 to Schoop  
145 Bartolo Won by Dec 3-2 over Kostyak  
152 Leise Lost by Dec 4-2 to Kauffman  
160 Nottingham Lost by Dec 6-2 to Wickert  
170 Millero Lost by Dec 3-0 to Vaugh  
182 Uhrin Lost by Fall 4:36 to Taylor  
195 Stoyer Lost by Dec 4-0 to Gouhin  
220 Rickert Won by Fall :25 over Ott  
285 Ringer Won by Fall 1:56 over Trent  
106 Harnett Lost by M Dec 12-0 to Hankerson  
113 Bayless Won by Dec 4-2 to Holley  
120 Matthews Won by Forfeit  
126 Hogue Won by Dec 8-4 over Bond

**2/7/2015**

**Reynolds 33    Saucon Valley 25**

106 Harnett Lost by Dec 10-4 to Miller  
113 Bayless Lost by Dec 4-1 to Hill  
120 Matthews Won by Fall 1:15 over McHaffey  
126 Hogue Won by Fall 4:15 over Druckenmiller  
132 Hauck Lost by Dec 3-1 to Jones  
138 Bartolo Won by Dec 3-0 over Schneider  
145 Nottingham Lost by Dec 4-2 to Yonney  
152 Gearhart Lost by M Dec 14-3 to Harks  
160 Leise Lost by Fall 1:53 to Hirschbeck  
170 Uhrin Won by Dec 3-1 OT over Kehs  
182 Millero Lost by Dec 9-3 to Lynch  
195 Stoyer Won by Dec 3-2 UTB over VanVliet  
220 Rickert Won by Fall 3:25 over Polak  
285 Ringer Won by Fall 2:00 over Scheetz

**2/7/2015**

**Reynolds 44    Wyalusing 20**

113 Bayless Won by Dec 7-4 over Yonkin  
120 Matthews Won by Fall 4:20 over Brown  
126 Hauck Lost by Dec 7-6 to Haley  
132 Hogue Won by Fall 4:33 over Edsell  
138 Bartolo Won by Fall :33 over Doss  
145 Nottingham Lost by M Dec 8-0 to Edsell  
152 Leise Won by Fall 2:01 over Porter  
160 Uhrin Lost by Dec 6-2 to Haley  
170 Millero Won by T Fall 17-2 over Kipp  
182 Stoyer Lost by Dec 2-1 UTB to Mapes  
195 Zeronas Lost by Dec 3-2 to Mendoza  
220 Rickert Lost by M Dec 8-0 to D. Otis  
285 Ringer Won by Fall 2:38 over Dawson Otis  
106 Harnett Won by Fall 1:55 over Schum



Varsity 2015/2016

PWS - 3

# The PREDICAMENT



## Wrestling Scorebook

by Phil Henning



Team:	Team: <i>Blue Jay</i>	Date: <i>12-8-15</i>	T 2 = Takedown E 1 = Escape R 2 = Reversal C = Caution	N 2 = 2 Point Near Fall N 3 = 3 Point Near Fall N 4 = 4 Point Near Fall C 1 = 1 Point Caution	S = Stall Warning P 1 = 1 Point Penalty P 2 = 2 Point Penalty RT 1 = 1 Pt. Riding Time	Dual Meet Team Points	3 = Regular Decision = 1 -7 pt. margin 4 = Major Decision = 8 -14 pt. margin 5 = Technical Fall = 15 + pt. margin 6 = Fall, Forfeit, Default, DQ
Nickname:	Nickname:	Place: <i>Reynolds</i>	Usually on the scoreboard: Green = Home Red = Visitor.				
Dual Record:	Dual Record:	Attendance:					
Coach:	Coach:	Referee: <i>Phil Henning</i>					

Weight Class	Injury Time 1.5 minutes total Up to 2 timeouts	Recovery Time 2 minutes per occurrence	Blood Time 5 minutes cumulative	Wrestler's Name - Grade - School	RED OR GREEN	1st Period	2nd Period	3rd Period	Riding Time	Overtime Periods SV TB1 TB2 TB3	Match Score	Running Team Score
170	1st 2nd Choice			Joel Leise <i>Dan Blaney</i>	T2	Fall 1:05					Fall 1:05	0 6
	1st 2nd Choice			Isaac Heffner								0 6
182	1st 2nd Choice			FF <i>Dan Blaney</i>	FF						ff	6 0
	1st 2nd Choice			Cordell Sanders								6 6
195	1st 2nd Choice			FF	FF						ff	6 0
	1st 2nd Choice			Andrew Thompson								12 6
220	1st 2nd Choice			Cole Rickert	T2	N3 Fall 1:35					Fall 1:35	0 6
	1st 2nd Choice			Trenton Snow								12 12
285	1st 2nd Choice			Gene Ringer			E1	T2 T2			5	0 3
	1st 2nd Choice			Morgan Kordes				E S E1			2	12 15
106	1st 2nd Choice			<i>Brian Bayless</i> / R. Bartolo	FF						FF	0 6
	1st 2nd Choice			FF								12 21
113	1st 2nd Choice			<i>Kees Bartolo</i> / B. Bayless	T2 N2		E1	E1 T2 N2			10	0 3
	1st 2nd Choice	<i>my bl</i>		Dory Babie			T2 N2				4	12 24
120	1st 2nd Choice			Gage Bayless	Fall	0:22					Fall 0:22	0 6
	1st 2nd Choice	<i>Pre tree</i>		Alec Petry								12 30
126	1st 2nd Choice			Cole Matthews	T2 T2 T2	Fall 1:08					Fall 1:08	0 6
	1st 2nd Choice			Collin Meals	E1 E1							12 36
132	1st 2nd Choice			Chaise Nauck	FF							6 6
	1st 2nd Choice											12 42
138	1st 2nd Choice			Seth Hogue	T2 T2 T2 T2 N2		X	Fall 2:10			Fall 2:10	0 6
	1st 2nd Choice			Alex Brochetti	E1 E1 E1							12 48
145	1st 2nd Choice			Hunter Michaels	E1 E1		E1 T2	E1 T2 N2			11	3 0
	1st 2nd Choice			Dalton Meals	T2 T2 N3 T2		X C R2	S R2 E1 T2			16	15 48
152	1st 2nd Choice			Matthew Gasser							0	3 0
	1st 2nd Choice			Tyler Greer			N3	S			3	18 48
160	1st 2nd Choice			Ben Wilcox	T2	Fall 0:29					Fall 0:29	0 6
	1st 2nd Choice			Nick Shaffer								18 54



Team:	Team: <i>West Midlands</i>	Date:	T 2 = Takedown	N 2 = 2 Point Near Fall	S = Stall Warning	Dual	3 = Regular Decision = 1 -7 pt. margin
Nickname:	Nickname:	Place:	E 1 = Escape	N 3 = 3 Point Near Fall	P1 = 1 Point Penalty	Meet	4 = Major Decision = 8 -14 pt. margin
Dual Record:	Dual Record:	Attendance:	R 2 = Reversal	N 4 = 4 Point Near Fall	P2 = 2 Point Penalty	Team	5 = Technical Fall = 15 + pt. margin
Coach:	Coach:	Referee: <i>[Signature]</i>	C = Caution	C 1 = 1 Point Caution	RT1 = 1 Pt. Riding Time	Points	6 = Fall, Forfeit, Default, DQ
			Usually on the scoreboard: Green = Home Red = Visitor.				

[illegible]



Team:	Team: <i>Hickory</i>	Date:	T 2 = Takedown E 1 = Escape R 2 = Reversal C = Caution	N 2 = 2 Point Near Fall N 3 = 3 Point Near Fall N 4 = 4 Point Near Fall C 1 = 1 Point Caution	S = Stall Warning P 1 = 1 Point Penalty P 2 = 2 Point Penalty RT 1 = 1 Pt. Riding Time	Dual Meet Team Points	3 = Regular Decision = 1 -7 pt. margin 4 = Major Decision = 8 -14 pt. margin 5 = Technical Fall = 15 + pt. margin 6 = Fall, Forfeit, Default, DQ
Nickname:	Nickname:	Place:	Usually on the scoreboard: Green = Home Red = Visitor.				
Dual Record:	Dual Record:	Attendance:					
Coach:	Coach:	Referee: <i>Scott Amburge</i>					

Weight Class	Injury Time 1.5 minutes total Up to 2 timeouts	Recovery Time 2 minutes per occurrence	Blood Time 5 minutes cumulative	Wrestler's Name - Grade - School	RED OR GREEN	1st Period	2nd Period	3rd Period	Riding Time	Overtime Periods SV TB1 TB2 TB3	Match Score	Running Team Score
285	1st 2nd Choice			Forfeit	FF							6 0
106	1st 2nd Choice			Jared Miely								6 0
113	1st 2nd Choice			Beau Bayless / Rocco Bartolo	C E <sub>1</sub>						3	0 3
113	1st 2nd Choice			James Gulla	T <sub>2</sub>						1	6 3
120	1st 2nd Choice	0:80		Rocco Bartolo	T <sub>2</sub>						0	3 0
120	1st 2nd Choice			Ardan Thompson	T <sub>2</sub>						2	4 3
120	1st 2nd Choice			Gage Bayless								0 6
120	1st 2nd Choice			Forfeit	FF							9 9
126	1st 2nd Choice			Cole Matthews	T <sub>2</sub> T <sub>2</sub> T <sub>2</sub> T <sub>2</sub> N <sub>2</sub> T <sub>2</sub> T <sub>2</sub>	T <sub>2</sub> T <sub>2</sub> E <sub>1</sub> T <sub>2</sub> N <sub>2</sub>	TF 4:00				TF 4:00	0 5
126	1st 2nd Choice			Cole Ruffo	E <sub>1</sub> E <sub>1</sub> E <sub>1</sub> E <sub>1</sub> E <sub>1</sub>	E <sub>1</sub> S R <sub>2</sub>						9 14
132	1st 2nd Choice			Chaise Hauck / Hlee Rortar	T <sub>2</sub> Fall 1:07						fall 1:07	0 6
132	1st 2nd Choice			Brandon Miller								9 20
138	1st 2nd Choice			Seth Hogue	T <sub>2</sub> N <sub>3</sub> Fall 1:18						fall 1:18	0 6
138	1st 2nd Choice			Dylan Fox / AJ Hammond								9 26
145	1st 2nd Choice			Hunter Michaels	T <sub>2</sub>		X T <sub>2</sub> Fall 3:57				fall 3:57	0 6
145	1st 2nd Choice			AJ Hammond								9 32
152	1st 2nd Choice	0:50		Matthew Gossa / Ryan Lock	T <sub>2</sub>		E <sub>1</sub> T <sub>2</sub> N <sub>3</sub>	R <sub>2</sub> Fall 4:35			fall 4:35	0 6
152	1st 2nd Choice			Dan Wachrsn								9 38
160	1st 2nd Choice			Ben Wilcox	R <sub>2</sub> R <sub>2</sub>							6 0
160	1st 2nd Choice			John Sims	T <sub>2</sub> R <sub>2</sub>		R <sub>2</sub> Fall 2:53				fall 2:53	15 38
170	1st 2nd Choice			Joel Leise / Andrew Herman								0 3
170	1st 2nd Choice			Robbie Thomas	T <sub>2</sub> C			C			5	18 38
182	1st 2nd Choice			Joel Leise / Andrew Herman	T <sub>2</sub> Fall 0:42						fall 0:42	0 6
182	1st 2nd Choice	0:53		Simion McKinley								18 44
185	1st 2nd Choice			Forfeit	FF						FF	6 0
185	1st 2nd Choice			Troy Scurry								24 44
270	1st 2nd Choice			Jarod Miller	T <sub>2</sub>						3	0 3
270	1st 2nd Choice			Lamar Shepard	E <sub>1</sub>						2	24 47



Team:	Team: Slippery Rock	Date:	T 2 = Takedown E 1 = Escape R 2 = Reversal C = Caution	N 2 = 2 Point Near Fall N 3 = 3 Point Near Fall N 4 = 4 Point Near Fall C 1 = 1 Point Caution	S = Stall Warning P 1 = 1 Point Penalty P 2 = 2 Point Penalty RT 1 = 1 Pt. Riding Time	Dual Meet Team Points	3 = Regular Decision = 1 -7 pt. margin 4 = Major Decision = 8 -14 pt. margin 5 = Technical Fall = 15 + pt. margin 6 = Fall, Forfeit, Default, DQ
Nickname:	Nickname:	Place:	Attendance: 837				
Dual Record:	Dual Record:	Referee: A. East	Usually on the scoreboard: Green = Home Red = Visitor.				
Coach:	Coach:						

Weight Class	Injury Time 1.5 minutes total Up to 2 timeouts	Recovery Time 2 minutes per occurrence	Blood Time 5 minutes cumulative	Wrestler's Name - Grade - School	RED OR GREEN	1st Period	CHOICE ↑    ↓	2nd Period	↑    ↓	3rd Period	Riding Time	Overtime Periods SV TB1 TB2 TB3	Match Score	Running Team Score
170	1st 2nd Choice			Joel Leise		T <sub>2</sub> N <sub>3</sub> N <sub>3</sub>		C T <sub>2</sub> N <sub>2</sub> N <sub>3</sub> TF: 3:45					TF 3.45	0 5
	1st 2nd Choice			Dutton Hilliard										0 5
182	1st 2nd Choice			Andrew Herman										0 6
	1st 2nd Choice			Forfeit		FF							FF	0 11
195	1st 2nd Choice			Forfeit										—
	1st 2nd Choice			Forfeit										0 11
220	1st 2nd Choice			Cole Rickert			E <sub>1</sub>			R <sub>2</sub> E <sub>1</sub>			4	3 0
	1st 2nd Choice			Shane Slater			X			↓ R <sub>2</sub> N <sub>2</sub> R <sub>2</sub> C			6	3 11
285	1st 2nd Choice			Jared Miller										0 6
	1st 2nd Choice			FF		FF							FF	3 17
106	1st 2nd Choice			Beau Bayless										0 6
	1st 2nd Choice			Forfeit		FF							FF	3 23
113	1st 2nd Choice			Andrew Ishco										0 6
	1st 2nd Choice			Forfeit		FF							FF	3 29
120	1st 2nd Choice			Gage Bayless										0 6
	1st 2nd Choice			Forfeit		FF							FF	3 35
126	1st 2nd Choice			Cole Matthews										0 6
	1st 2nd Choice			Forfeit		FF							FF	3 41
132	1st 2nd Choice			Alec Reiter		T <sub>2</sub>		E <sub>1</sub>		N <sub>2</sub> N <sub>2</sub> N <sub>2</sub>			9	0 4
	1st 2nd Choice	0:38		Aaron Henriquez			X			↓			0	3 45
138	1st 2nd Choice			Chaise Hauck		T <sub>2</sub> T <sub>2</sub>		N <sub>3</sub> N <sub>3</sub>		↓ E <sub>1</sub> T <sub>2</sub> R <sub>2</sub> N <sub>3</sub>			18	0 4
	1st 2nd Choice			Mike Doerflinger		E <sub>1</sub>		TV <sub>1</sub>		C R <sub>2</sub>			4	3 49
145	1st 2nd Choice			Hunter Michaels		T <sub>2</sub> N <sub>2</sub> Fall 1.04							Fall 1.04	0 6
	1st 2nd Choice			Mike Antel										3 55
152	1st 2nd Choice		0:28	Matthew Gosser		T <sub>2</sub>				↓ E <sub>1</sub>			3	0 3
	1st 2nd Choice			Nate Henriquez		E <sub>1</sub>		C E <sub>1</sub>					2	3 58
160	1st 2nd Choice			Bow Wilcox									0	3 0
	1st 2nd Choice			Elizah Hilliard			X			↓ R <sub>2</sub> S			2	6 58
	1st 2nd Choice													
	1st 2nd Choice													



Team: <b>Reynolds</b>	Team: <b>St. Paris Graham</b>	Date:	T 2 = Takedown E 1 = Escape R 2 = Reversal C = Caution	N 2 = 2 Point Near Fall N 3 = 3 Point Near Fall N 4 = 4 Point Near Fall C 1 = 1 Point Caution	S = Stall Warning P 1 = 1 Point Penalty P 2 = 2 Point Penalty RT 1 = 1 Pt. Riding Time	Dual Meet Team Points	3 = Regular Decision = 1 -7 pt. margin 4 = Major Decision = 8 -14 pt. margin 5 = Technical Fall = 15 + pt. margin 6 = Fall, Forfeit, Default, DQ
Nickname:	Nickname:	Place:	Usually on the scoreboard: Green = Home Red = Visitor.				
Dual Record:	Dual Record:	Attendance:					
Coach:	Coach:	Referee: <i>m. D. [signature]</i>					

Weight Class	Injury Time 1.5 minutes total Up to 2 timeouts	Recovery Time 2 minutes per occurrence	Blood Time 5 minutes cumulative	Wrestler's Name - Grade - School	RED OR GREEN	1st Period	2nd Period	3rd Period	Riding Time	Overtime SV TB1 TB2 TB3	Match Score	Running Team Score
100	1st 2nd Choice			Beau Bayless	E <sub>1</sub>	E <sub>1</sub>					2	3 0
	1st 2nd Choice			Jordan Grace	T <sub>2</sub>	X		E <sub>1</sub> S			3	3 0
113	1st 2nd Choice	0:21		Andrew Ischo	T <sub>2</sub>	X		E <sub>1</sub> T <sub>2</sub>			5	0 3
	1st 2nd Choice			Jeffrey Thomas		E <sub>1</sub>					1	3 3
120	1st 2nd Choice			Gage Bayless							0	4 0
	1st 2nd Choice			Justin Stickle	C T <sub>2</sub> C	R <sub>2</sub> N <sub>3</sub>		T <sub>2</sub> N <sub>3</sub>			12	7 3
126	1st 2nd Choice			Cole Matthews		E <sub>1</sub>		E <sub>1</sub>			2	4 0
	1st 2nd Choice			Mitch Moore	T <sub>2</sub> N <sub>3</sub>	E <sub>1</sub> T <sub>2</sub>		T <sub>2</sub>			10	11 3
132	1st 2nd Choice			Chaise Hawck	E <sub>1</sub>	E <sub>1</sub> T <sub>2</sub>		N <sub>3</sub>			7	0 3
	1st 2nd Choice			Thomas	T <sub>2</sub> T <sub>2</sub>	X C		S			4	11 6
138	1st 2nd Choice			Seth Hogue		X S S					0	3 0
	1st 2nd Choice			Brent Moore	T <sub>2</sub>	E <sub>1</sub> S <sub>1</sub>					4	14 6
145	1st 2nd Choice			Hunter Michaels	C							6 0
	1st 2nd Choice			Rocky Jordan	T <sub>2</sub> N <sub>3</sub> N <sub>3</sub>		T <sub>2</sub> Fall 3:31				Fall 3:31	20 6
152	1st 2nd Choice	0:46		Matthew Gasser	E <sub>1</sub>	X						5 0
	1st 2nd Choice			Joey Sanchez	T <sub>2</sub> T <sub>2</sub> N <sub>3</sub> N <sub>2</sub>		T <sub>2</sub> N <sub>3</sub>		R <sub>2</sub> TE 4:10		TE 4:10	25 6
160	1st 2nd Choice			Ben Wilcox	E <sub>1</sub>							6 0
	1st 2nd Choice			Garrett Jordan	T <sub>2</sub> T <sub>2</sub> N <sub>3</sub> N <sub>3</sub>		R <sub>2</sub> Fall 2:37				Fall 2:37	31 6
170	1st 2nd Choice			Andrew Herman	E <sub>1</sub>							6 0
	1st 2nd Choice			Marinelli	T <sub>2</sub> N <sub>2</sub> T <sub>2</sub> N <sub>3</sub>		Fall 1:23				Fall 1:23	37 6
182	1st 2nd Choice			Joel Leise	E <sub>1</sub> E <sub>1</sub>							0 6
	1st 2nd Choice			Gage Bond	T <sub>2</sub> T <sub>2</sub> T <sub>2</sub>		Fall 2:41				Fall 2:41	37 12
195	1st 2nd Choice			Jared Miller								6 0
	1st 2nd Choice			Carlin Sarver	T <sub>2</sub>		Fall 1:21				Fall 1:21	43 12
210	1st 2nd Choice			Cole Rickett			E <sub>1</sub> E <sub>1</sub> T <sub>2</sub>		E <sub>1</sub> T <sub>2</sub>		7	0 3
	1st 2nd Choice			John Shaffer		X			R <sub>2</sub>		2	43 15
225	1st 2nd Choice			Gene Ringer	T <sub>2</sub> C T <sub>2</sub>				E <sub>1</sub> S		5	0 3
	1st 2nd Choice			New Port	E <sub>1</sub> E <sub>1</sub>		E <sub>1</sub>				3	43 18



Team: Reynolds	Team: Xavier	Date:	T 2 = Takedown E 1 = Escape R 2 = Reversal C = Caution	N 2 = 2 Point Near Fall N 3 = 3 Point Near Fall N 4 = 4 Point Near Fall C 1 = 1 Point Caution	S = Stall Warning P1 = 1 Point Penalty P2 = 2 Point Penalty RT1 = 1 Pt. Riding Time	Dual Meet Team Points	3 = Regular Decision = 1 -7 pt. margin 4 = Major Decision = 8 -14 pt. margin 5 = Technical Fall = 15 + pt. margin 6 = Fall, Forfeit, Default, DQ
Nickname:	Nickname:	Place:	Usually on the scoreboard: Green = Home Red = Visitor.				
Dual Record:	Dual Record:	Attendance:					
Coach:	Coach:	Referee:					

Weight Class	Injury Time 1.5 minutes total Up to 2 timeouts	Recovery Time 2 minutes per occurrence	Blood Time 5 minutes cumulative	Wrestler's Name - Grade - School	RED OR GREEN	1st Period			CHOICE ↑    ↓	2nd Period			CHOICE ↑    ↓	3rd Period			Riding Time	Overtime Periods				Match Score	Running Team Score	
						SV	TB1	TB2		TB3	SV	TB1		TB2	TB3	SV		TB1	TB2	TB3				
113	1st 2nd Choice			Andrew Ischo	(T2)								VC1							(3)	0	3		
	1st 2nd Choice			Conner Crissy					↓				IC C C							(0)	0	3		
120	1st 2nd Choice			Gage Bayless	E1 T2				X	N2 N3			↓ E1							(9)	0	3		
	1st 2nd Choice			COOK	(T2)				↓	E1 T2										(5)	0	6		
126	1st 2nd Choice			Cole Matthews	(T2) T2 T2 N3 T2 N2					T2 (Fall 3:03)									(Fall 3:03)	0	6			
	1st 2nd Choice			Jimmy Crissy	E1 E1 E1				↑	C											0	12		
132	1st 2nd Choice			Chaise hauck																	0	6		
	1st 2nd Choice			FF															(FF)	0	18			
138	1st 2nd Choice			Seth Hogue	(T2) N3 N2					(Fall 1:14)									(Fall 1:14)	0	6			
	1st 2nd Choice			Ianner Demuth																	0	24		
145	1st 2nd Choice			Hunter Michaels	R2				X	INJ Default									(INJ)	0	6			
	1st 2nd Choice			Miles	(T2) R2 N3				↓	C											0	30		
152	1st 2nd Choice		1:04	Matthew Gosser	(T2)					T2			↓ E1 E1						(6)	3	0			
	1st 2nd Choice			Ward	R2				↓	E1			T2 T2						(7)	3	30			
160	1st 2nd Choice			Ben Wilcox	(T2)				X	C			↓ R2						(4)	0	3			
	1st 2nd Choice			Michael Hart					↓	R2									(2)	3	33			
170	1st 2nd Choice			Andrew Hermaw																	0	6		
	1st 2nd Choice			FF	FF																3	39		
182	1st 2nd Choice			Joel Leise	(T2) N3 N3 N3 N3				↑	(Fall 2:09)									(Fall 2:09)	0	6			
	1st 2nd Choice			Diemer																	3	48		
195	1st 2nd Choice			Jarod Miller																	0	6		
	1st 2nd Choice			FF	FF														(FF)	3	51			
220	1st 2nd Choice			Cole Kickert	(T2) N3 N3				↑	C (Fall 3:08)									(Fall 3:08)	0	6			
	1st 2nd Choice			Merri																	3	57		
285	1st 2nd Choice			Gene Ringer	T2 (Fall 0:17)				↓												0	6		
	1st 2nd Choice			Pfeifer																	3	63		
106	1st 2nd Choice			Beau Bayless					↓	E1									S ↓ ↑		0	3		
	1st 2nd Choice			Wheeler									↓ E1						↓		(3)	60		
	1st 2nd Choice																							
	1st 2nd Choice																							







Usually on the scoreboard: Green = Home Red = Visitor.

Weight Class	Injury Time 1.5 minutes total Up to 2 timeouts	Recovery Time 2 minutes per occurrence	Blood Time 5 minutes cumulative	Wrestler's Name - Grade - School	RED OR GREEN	1st Period		2nd Period		3rd Period		Riding Time	Overtime Periods				Match Score	Running Team Score	
						CHOICE	CHOICE	CHOICE	CHOICE	CHOICE	CHOICE		SV	TB1	TB2	TB3			
220	1st 2nd Choice			Blake Reynolds	T2			R2 N3		T2						1	3	0	
	1st 2nd Choice			Cole Rickert				X E1		R2						3	3	0	
285	1st 2nd Choice			Gage Gladysz	S			E1 T2		T2 T2						7	3	0	
	1st 2nd Choice			Gene Kinger						E1 E1						2	6	0	
100	1st 2nd Choice			Kason Smetzer													0	6	
	1st 2nd Choice			Beau Bayless / Aaron Sarno	T2	Fault: 04									Fault: 04		6	6	
113	1st 2nd Choice			Aaron Gelvin	T2	N3 N2		E1		E1 P, S						10	3	0	
	1st 2nd Choice			Andrew Ischo				T2 T2		T2 T2 S1						9	9	6	
120	1st 2nd Choice			FF Knut												FF	0	6	
	1st 2nd Choice			Ruan Harnett													9	12	
126	1st 2nd Choice			Maison Karpinski	T2												0	6	
	1st 2nd Choice			Gage Bayless	R2	Fault: 1:46									Fault: 1:46		9	18	
132	1st 2nd Choice			FF	FF											FF	0	6	
	1st 2nd Choice			Cole Matthews													9	24	
138	1st 2nd Choice			Michael Lineman	S			E1		E1						2	0	3	
	1st 2nd Choice			Chaise Hauck	T2					R2						4	9	27	
145	1st 2nd Choice			FF	FF											FF	0	6	
	1st 2nd Choice			Seth Hoque													9	33	
152	1st 2nd Choice		0:50	Brady Gentile				X		S R2						2	3	0	
	1st 2nd Choice	1:07		Hunter Michaels						E1						1	12	33	
160	1st 2nd Choice			Josh Christner	T2			R2 T2		C T2 T2						10	3	0	
	1st 2nd Choice			Matthew Gosser				X E1		C E1 E1 E1						6	15	33	
170	1st 2nd Choice			Gavin Wilkerson	T2	T2		R2	Fault: 2:56						Fault: 2:56		6	0	
	1st 2nd Choice			Ben Wilcox	E1												21	33	
185	1st 2nd Choice			Justin Upperma													1	6	
	1st 2nd Choice			Joel Leise	T2	N3 N3	Fault: 1:17								Fault: 1:17		22	39	
195	1st 2nd Choice			Brendan Calvin	T2			E1		E1						4	3	0	
	1st 2nd Choice			Jared Miller						T2						2	25	39	



Team: <u>Reynolds</u>	Team: <u>Lakeview</u>	Date: <u>12/23/15</u>	T 2 = Takedown E 1 = Escape R 2 = Reversal C = Caution	N 2 = 2 Point Near Fall N 3 = 3 Point Near Fall N 4 = 4 Point Near Fall C 1 = 1 Point Caution	S = Stall Warning P 1 = 1 Point Penalty P 2 = 2 Point Penalty RT 1 = 1 Pt. Riding Time	Dual Meet Team Points	3 = Regular Decision = 1 -7 pt. margin 4 = Major Decision = 8 -14 pt. margin 5 = Technical Fall = 15 + pt. margin 6 = Fall, Forfeit, Default, DQ
Nickname:	Nickname:	Place:	Usually on the scoreboard: Green = Home Red = Visitor.				
Dual Record:	Dual Record:	Attendance:					
Coach:	Coach:	Referee:					

Weight Class	Injury Time 1.5 minutes total Up to 2 timeouts	Recovery Time 2 minutes per occurrence	Blood Time 5 minutes cumulative	Wrestler's Name - Grade - School	RED OR GREEN	1st Period	2nd Period	3rd Period	Riding Time	Overtime Periods SV TB1 TB2 TB3	Match Score	Running Team Score
220	1st 2nd Choice			Cole Rickett	T2	Fall 1:36					Fall 1:36	0 6
	1st 2nd Choice			Tyler Zebrowski								0 6
285	1st 2nd Choice			Gene Ringer	T2	N3 Fall 1:07					Fall 1:07	0 6
	1st 2nd Choice			Max Wells								0 12
106	1st 2nd Choice			Beau Bayless	T2	N3 N2 Fall 1:04					Fall 1:04	0 6
	1st 2nd Choice			Wyatt Zebrowski								0 18
113	1st 2nd Choice			Andrew Ishco	T2	N3 N3 N3	R2 N3 TF 4:00				TF 4:00	0 5
	1st 2nd Choice	0:53		Colton Stewart							0	0 23
120	1st 2nd Choice			Gage Bayless	T2	T2 Fall 1:27					Fall 1:27	0 6
	1st 2nd Choice			Derek Uber	E1							0 29
126	1st 2nd Choice			Cole Matthews	T2	Fall 0:34					Fall 0:34	0 6
	1st 2nd Choice			Zac Tingley								0 35
132	1st 2nd Choice			Chaise Hauck	T2	T2	R2 T2	N3 T2 T2			15	0 4
	1st 2nd Choice			Owen Clayton	E1		XE1	VE1 E1			4	0 39
138	1st 2nd Choice			Seth Hogue								0 6
	1st 2nd Choice			Forfeit	FF						FF	0 45
145	1st 2nd Choice			Hunter Michaels	T2	Fall 1:01					Fall 1:01	0 6
	1st 2nd Choice			Dylan McConnell								0 51
152	1st 2nd Choice			Matthew Bosser / Damian Gearhart	T2	Fall 1:42					Fall 1:42	0 6
	1st 2nd Choice			Josh Tingley								0 57
160	1st 2nd Choice			Ben Wilcox	T2		VE1 E1				4	3 0
	1st 2nd Choice			Skyler Curry			XT2 T2	R2 N3			9	3 57
170	1st 2nd Choice			Andrew Herman			XE1	VE1 E1				0 0
	1st 2nd Choice			Branden Yeager	T2	N3	R2 N2 T2 N2	T2 T2 Fall 5:56			Fall 5:56	9 57
182	1st 2nd Choice			Joel Leise	T2	T2 Fall 1:04					Fall 1:04	0 6
	1st 2nd Choice			Solomon Daugherty / Gray Forbush	E1							9 63
195	1st 2nd Choice			Jarod Miller	T2	Fall 1:26					Fall 1:26	0 6
	1st 2nd Choice			Sawyer Dougherty								9 69



Team: <b>Reynolds</b>	Team: <b>Sharpsville</b>	Date: <b>8-4-99</b>	T 2 = Takedown E 1 = Escape R 2 = Reversal C = Caution	N 2 = 2 Point Near Fall N 3 = 3 Point Near Fall N 4 = 4 Point Near Fall C 1 = 1 Point Caution	S = Stall Warning P1 = 1 Point Penalty P2 = 2 Point Penalty RT1 = 1 Pt. Riding Time	Dual 3 = Regular Decision = 1 -7 pt. margin Meet 4 = Major Decision = 8 -14 pt. margin Team 5 = Technical Fall = 15 + pt. margin Points 6 = Fall, Forfeit, Default, DQ
Nickname:	Nickname:	Place:	Usually on the scoreboard: Green = Home Red = Visitor.			
Dual Record:	Dual Record:	Attendance:				
Coach:	Coach:	Referee:				

Weight Class	Injury Time 1.5 minutes total Up to 2 timeouts	Recovery Time 2 minutes per occurrence	Blood Time 5 minutes cumulative	Wrestler's Name - Grade - School	RED OR GREEN	1st Period		CHOICE ↑    ↓	2nd Period		↑    ↓	3rd Period		Riding Time	Overtime Periods			Match Score	Running Team Score	
						SV	TB1		TB2	TB3		SV	TB1		TB2	TB3				
120	1st 2nd Choice			Gage Bayless		(T2) N2 N3 (FAM 1:08)											(FAM 1:08)	0	6	
	1st 2nd Choice			Lucas Keck														0	6	
120	1st 2nd Choice			Cole Matthews		(T2) N2 T2 T2 T2 T2 N2			E, T2 (FAM 3:32)								(FAM 3:42)	0	6	
	1st 2nd Choice			Hardy Ryan		E, E, E, E		X										0	12	
132	1st 2nd Choice			Chase Heck		(T2)		X	T2								(4)	0	3	
	1st 2nd Choice			Bruck Salvatore					E								(1)	0	15	
138	1st 2nd Choice			Seth Hoague Hunter Michaels					(T2) E, T2 N3			E, T2					(10)	0	4	
	1st 2nd Choice			Kyle Whalen		S		X				(T2)					(2)	0	19	
145	1st 2nd Choice			Seth Hoague		(T2)		X	T2			(R2) E					(7)	0	3	
	1st 2nd Choice			(0:22) Cameron Frebble		E			E			(R2) C					(4)	0	22	
152	1st 2nd Choice			Damon Gearhart		E											(1)	3	0	
	1st 2nd Choice			NICK ENOS		(T2) C T2		X	N3								(7)	3	22	
160	1st 2nd Choice			Ben Wilcox		(T2)			(R2) (FAM 2:58)								(FAM 2:58)	0	6	
	1st 2nd Choice			(2:46) Mason Miller		R2			C									3	28	
170	1st 2nd Choice			Andrew Herman													(FF)	0	6	
	1st 2nd Choice			FF		FF											(FAM 0:57)	0	6	
182	1st 2nd Choice			Joel Leise		(T2) (FAM 0:57)												3	40	
	1st 2nd Choice			Donny Keck																
195	1st 2nd Choice			Jared Miller								(C) E					(1)	3	0	
	1st 2nd Choice			Chris Mueller		(T2)			E, T2			(C) C T2					(7)	6	40	
220	1st 2nd Choice			Cute Rickert		(T2) T2			E, T2			T2					(9)	0	3	
	1st 2nd Choice			Mitchell Swartz		E, E						(E, S) E					(4)	6	43	
285	1st 2nd Choice			Gene Rincon		(T2) (FAM 0:49)											(FAM 0:49)	0	6	
	1st 2nd Choice			Tristan Stoner														6	49	
106	1st 2nd Choice			Beau Bayless													(FF)	0	6	
	1st 2nd Choice			FF		(FF)												6	55	
113	1st 2nd Choice			Andrew Ishio		(T2) N3 N2 (FAM 1:36)											(FAM 3:0)	0	6	
	1st 2nd Choice			Ben Henwood														6	61	
	1st 2nd Choice																			
	1st 2nd Choice																			



Team: Reynolds	Team: Mercer	Date: 1-13-16	T 2 = Takedown E 1 = Escape R 2 = Reversal C = Caution	N 2 = 2 Point Near Fall N 3 = 3 Point Near Fall N 4 = 4 Point Near Fall C 1 = 1 Point Caution	S = Stall Warning P1 = 1 Point Penalty P2 = 2 Point Penalty RT1 = 1 Pt. Riding Time	Dual 3 = Regular Decision = 1-7 pt. margin Meet 4 = Major Decision = 8-14 pt. margin Team 5 = Technical Fall = 15+ pt. margin Points 6 = Fall, Forfeit, Default, DQ
Nickname:	Nickname:	Place:	Usually on the scoreboard: Green = Home Red = Visitor.			
Dual Record:	Dual Record:	Attendance:				
Coach:	Coach:	Referee: U. L. 8				

Weight Class	Injury Time 1.5 minutes total Up to 2 timeouts	Recovery Time 2 minutes per occurrence	Blood Time 5 minutes cumulative	Wrestler's Name - Grade - School	RED OR GREEN	1st Period	2nd Period	3rd Period	Riding Time	Overtime Periods SV TB1 TB2 TB3	Match Score	Running Team Score
145	1st 2nd Choice			Hunter Michaels		T2 T2 T2 (Fall = 1:26)				(Fall = 1:26)		0 6
	1st 2nd Choice			Austin Hesse/Besser		E1 E1						0 6
152	1st 2nd Choice			Matthew Besser		T2	X T2	R2			(6)	0 3
	1st 2nd Choice			Eric Bawel/Josh Bawel		E1	E1	N3			(4)	0 9
160	1st 2nd Choice			Ben Wilcox		T2 (Fall = 1:32)				(Fall = 1:32)		0 6
	1st 2nd Choice			Eric Bawel/Josh Robertson								0 15
170	1st 2nd Choice			Joel Leise		T2 T2 T2 (Fall = 0:58)				(Fall = 0:58)		0 6
	1st 2nd Choice			Nate Hunkson		E1 E1						0 21
180	1st 2nd Choice			Derek Skeehan								0 6
	1st 2nd Choice			Conner Richards		FF					(FF)	0 27
185	1st 2nd Choice			Jarrod Miller		(5) N3 N3 N2 (Fall = 1:49)				(Fall = 1:49)		0 6
	1st 2nd Choice			Garrett Shienke								0 33
220	1st 2nd Choice			Cole Rickett								0 6
	1st 2nd Choice			Forfeit		FF					(FF)	0 39
285	1st 2nd Choice			Gene Ringer			E1	N3 E1 E1			(6)	0 3
	1st 2nd Choice			Bobby Gregory				E1 T2			(3)	0 42
102	1st 2nd Choice			Beau Bayless		(T2) N3	R2 N3 (Fall = 3:31)			(Fall = 3:31)		0 6
	1st 2nd Choice			Noah McLaughlin			X					0 48
113	1st 2nd Choice			Andrew Ishco		(T2)	X T2 (Fall = 3:36)			(Fall = 3:36)		0 6
	1st 2nd Choice			Brad Filer			E1					0 54
120	1st 2nd Choice			Gase Bayless		(T2) T2 N3	T2 T2				(11)	0 4
	1st 2nd Choice			Zac King		R2	X E1	C			(3)	0 58
126	1st 2nd Choice			Cole Matthews								0 6
	1st 2nd Choice			Forfeit		FF					(FF)	0 64
132	1st 2nd Choice			Chaise Hauck		(T2)	E1 T2				(5)	0 3
	1st 2nd Choice			Chris Miesky			X	E1			(1)	0 67
135	1st 2nd Choice			Seth Hogue		(T2)	X T2 T2	E1 E1 T2			(10)	0 44
	1st 2nd Choice			Will Chess			E1 E1				(2)	0 71



© Copyright 2015 - Predicament Wrestling Scorebook by Phil Manning

Team: <b>Reynolds</b>	Team: <b>Chestnut Ridge</b>	Date: <b>1-10-15</b>	T 2 = Takedown E 1 = Escape R 2 = Reversal C = Caution	N 2 = 2 Point Near Fall N 3 = 3 Point Near Fall N 4 = 4 Point Near Fall C 1 = 1 Point Caution	S = Stall Warning P1 = 1 Point Penalty P2 = 2 Point Penalty RT1 = 1 Pt. Riding Time	Dual Meet Team Points	3 = Regular Decision = 1 -7 pt. margin 4 = Major Decision = 8 -14 pt. margin 5 = Technical Fall = 15 + pt. margin 6 = Fall, Forfeit, Default, DQ
Nickname:	Nickname:	Place:					
Dual Record:	Dual Record:	Attendance:					
Coach:	Coach:	Referee: <b>Gus Key 11:10</b>	Usually on the scoreboard: Green = Home Red = Visitor.				

Weight Class	Injury Time 1.5 minutes total Up to 2 timeouts	Recovery Time 2 minutes per occurrence	Blood Time 5 minutes cumulative	Wrestler's Name - Grade - School	RED OR GREEN	1st Period		CHOICE ↑    ↓	2nd Period		↑    ↓	3rd Period		Riding Time	Overtime Periods SV TB1 TB2 TB3				Match Score	Running Team Score	
145	1st 2nd Choice			Seth Hoque		(T <sub>2</sub> ) N <sub>2</sub>		X	T <sub>2</sub>			↓ R <sub>2</sub> N <sub>2</sub>						(10)	0	4	
	1st 2nd Choice			Levi Hobson				↓	E <sub>1</sub>									(1)	0	4	
152	1st 2nd Choice			Matthew Gossier								=						(0)	5	0	
	1st 2nd Choice			Morgan Deremer		(T <sub>2</sub> ) N <sub>2</sub>		↓	R <sub>2</sub> N <sub>3</sub> N <sub>3</sub> N <sub>2</sub>			T <sub>2</sub> (TF 4:33)					(16)	5	4		
160	1st 2nd Choice			Damon Gearhart		(T <sub>2</sub> ) C E <sub>1</sub>		↓	E <sub>1</sub> T <sub>2</sub>			T <sub>2</sub>						(8)	0	3	
	1st 2nd Choice		2:19	Josh McGill		R <sub>2</sub> C						↓ E <sub>1</sub> E <sub>1</sub>						(4)	5	7	
170	1st 2nd Choice			Ben Wilcox				↓	(R <sub>2</sub> ) (Fall 2:26)									(2)	0	6	
	1st 2nd Choice			Logan Melius				X										(0)	5	18	
182	1st 2nd Choice			Joel Leise		(T <sub>2</sub> ) (Fall 0:22)												(2)	0	6	
	1st 2nd Choice			Austin Crouss														(0)	5	19	
195	1st 2nd Choice	0:35		Derek Skeehan		E <sub>1</sub>						= R <sub>2</sub>						(3)	4	0	
	1st 2nd Choice			Connor Butry		(T <sub>2</sub> ) C N <sub>3</sub> N <sub>3</sub>		↓	R <sub>2</sub>			T <sub>2</sub> C N <sub>2</sub>						(14)	9	19	
220	1st 2nd Choice			Cole Rickert		(T <sub>2</sub> )		X	(Fall 2:23)									(2)	0	6	
	1st 2nd Choice			Joel Evans				↓										(0)	9	25	
285	1st 2nd Choice			Gene Ringer		(T <sub>2</sub> )		↓	E <sub>1</sub>			S, T <sub>2</sub>						(6)	0	3	
	1st 2nd Choice			Landon Kersinger		S		X	C			= C						(0)	9	28	
106	1st 2nd Choice			Beau Bayless				↓	E <sub>1</sub>			N <sub>3</sub> E <sub>1</sub>						(5)	3	0	
	1st 2nd Choice			Aaron Burkett		(T <sub>2</sub> )			T <sub>2</sub>			↓ R <sub>2</sub>						(6)	12	28	
113	1st 2nd Choice			Andrew Ischo		(T <sub>2</sub> )						↓ E <sub>1</sub> T <sub>2</sub>						(5)	0	3	
	1st 2nd Choice			Dylan Williams				↓	E <sub>1</sub>			E <sub>1</sub> T <sub>2</sub>						(4)	12	31	
120	1st 2nd Choice			Gage Bayless		(T <sub>2</sub> ) N <sub>2</sub> N <sub>3</sub> (Fall 0:59)												(7)	0	6	
	1st 2nd Choice			Seth Harbaugh														(0)	12	37	
126	1st 2nd Choice			Cole Matthews		(T <sub>2</sub> ) N <sub>2</sub> N <sub>3</sub> (Fall 1:56)												(7)	0	6	
	1st 2nd Choice			Phan Miller		E <sub>1</sub>												(1)	12	43	
132	1st 2nd Choice			Chase Hauck		(T <sub>2</sub> )		X				↓ R <sub>2</sub> T <sub>2</sub> T <sub>2</sub> T <sub>2</sub> T <sub>2</sub> N <sub>3</sub>					(15)	0	4		
	1st 2nd Choice			Scott Miller				↓				E <sub>1</sub> E <sub>1</sub> E <sub>1</sub> E <sub>1</sub>					(4)	12	47		
138	1st 2nd Choice			Alec Reiter														(0)	6	0	
	1st 2nd Choice			Justin McCoy		(T <sub>2</sub> ) N <sub>3</sub> N <sub>3</sub> C		↓	E <sub>1</sub> T <sub>2</sub> (Fall 3:08)								(Fall 11)	18	47		
	1st 2nd Choice																				
	1st 2nd Choice																				



Weight Class	Injury Time 1.5 minutes total Up to 2 timeouts	Recovery Time 2 minutes per occurrence	Blood Time 5 minutes cumulative	Wrestler's Name - Grade - School	RED OR GREEN	1st Period		2nd Period		3rd Period		Riding Time	Overtime Periods SV TB1 TB2 TB3				Match Score	Running Team Score
						CHOICE	CHOICE	CHOICE	CHOICE	CHOICE	CHOICE							
152	1st 2nd Choice		0:31	Joshua Christner	(T2) N3 N3		E1 T2		(Fall 4:37)				(Fall 4:37)			6	0	
	1st 2nd Choice			Damian Gearhart			E1									6	0	
160	1st 2nd Choice			Forfeit												0	6	
	1st 2nd Choice			Ben Wilcox	(FF)										(FF)	6	6	
172	1st 2nd Choice			Gavin Wilkerson	(T2) (Fall 1:30)									(Fall 1:30)		6	0	
	1st 2nd Choice			Andrew Herman												12	6	
182	1st 2nd Choice			Brenden Calvin	E1		S E1		TU1					(3)		0	4	
	1st 2nd Choice			Joel Loise	(T2) N2		X N3 T2		R2 S1					(12)		12	10	
195	1st 2nd Choice			Blake Reynolds	(T2) N3		R2 N2		T2					(11)		4	0	
	1st 2nd Choice			Janed Miller			S		F					(0)		16	10	
220	1st 2nd Choice			Gage Gladysz			(P1)		K1					(2)		3	0	
	1st 2nd Choice			Cole Rickert			E1							(1)		19	10	
285	1st 2nd Choice			Mason Horne			S									0	6	
	1st 2nd Choice			Gene Ringer			(T2)							(Fall 5:09)		19	16	
300	1st 2nd Choice			Aaron Galvin	(T2)				C					(2)		0	3	
	1st 2nd Choice			Beau Bayless	E1				K1					(4)		19	19	
313	1st 2nd Choice			Brice Knauf	R2									(2)		0	3	
	1st 2nd Choice			Andrew Ishco	(T2)		N3		K1 T2					(8)		19	22	
320	1st 2nd Choice			Braydon Knauf												0	6	
	1st 2nd Choice			Gage Bayless	(T2) (Fall 0:57)									(Fall 0:57)		19	20	
326	1st 2nd Choice			Mason Karpinski	E1 E1 E1		E1									0	6	
	1st 2nd Choice			Cole Matthews	(T2) T2 N3 T2 T2		T2 T2 (Fall 2:48)							(Fall 2:48)		19	34	
332	1st 2nd Choice			Mason Wilkerson												0	4	
	1st 2nd Choice			Chase Hauck	(T2)		X T2 N2		R2 N3 N2					(13)		19	38	
338	1st 2nd Choice			Michael Lineman	E1		E1							(2)		0	3	
	1st 2nd Choice			Seth Hogue	(T2)				E1 T2 S					(5)		19	41	
345	1st 2nd Choice			Forfeit												0	6	
	1st 2nd Choice			Hunter Michaels	(FF)									(FF)		19	47	



Dual	3 = Regular Decision = 1 -7 pt. margin
Meet	4 = Major Decision = 8 -14 pt. margin
Team	5 = Technical Fall = 15 + pt. margin
Points	6 = Fall, Forfeit, Default, DQ

Usually on the scoreboard: Green = Home Red = Visitor.

Usually on the scoreboard: Green = Home Red = Visitor.

Referee:

Usually on the scoreboard: Green = Home Red = Visitor.

Weight Class		Injury Time 1.5 minutes total Up to 2 timeouts	Recovery Time 2 minutes per occurrence	Blood Time 5 minutes cumulative	Wrestler's Name - Grade - School	RED OR GREEN	1st Period	CHOICE ↑    ↓	2nd Period	↑    ↓	3rd Period	Riding Time	Overtime Periods SV TB1 TB2 TB3	Match Score	Running Team Score
170	1st Choice			0:15	Joel Leise						S E,			(1)	4 0
	2nd Choice				Cody Mulligan	(T <sub>2</sub> )			↓ C E, T <sub>2</sub>		T <sub>2</sub> T <sub>2</sub> S,			(10)	4 0
182	1st Choice				Derek Skeehan				X E, T <sub>2</sub>		↓ E, E, E,			(6)	3 0
	2nd Choice				Brent Elizon	(T <sub>2</sub> ) C			↓ R <sub>2</sub>		C T <sub>2</sub> T <sub>2</sub> T <sub>2</sub>			(10)	7 0
195	1st Choice				Jarod Miller				C (S <sub>1</sub> )		↓ S E, P,			(3)	0 3
	2nd Choice				Zach Stafford				↓ S E,		C S,			(2)	7 3
220	1st Choice				Cole Rickert	(T <sub>2</sub> ) T <sub>2</sub>	Fall 0:35							(Fall 0:35)	0 6
	2nd Choice				Mart Kiantlinger	E <sub>1</sub>									7 9
255	1st Choice				Gene Kinder	(T <sub>2</sub> ) T <sub>2</sub>	Fall 0:59							(Fall 0:59)	0 6
	2nd Choice				Drake Hazlett	E <sub>1</sub>									7 15
106	1st Choice				Beau Bayless										0 6
	2nd Choice				FF	(F)								(F)	7 21
113	1st Choice			0:34	Rocco Bartolo	(T <sub>2</sub> ) T <sub>2</sub>			P <sub>1</sub> T <sub>2</sub>		F T <sub>2</sub> T <sub>2</sub>			(11)	0 4-
	2nd Choice				Colton Beck	E <sub>1</sub>			↓ E <sub>1</sub>		E <sub>1</sub>			(3)	7 24
120	1st Choice				Ryan Harnett	(T <sub>2</sub> )	Fall 1:02							(fall 1:02)	0 6
	2nd Choice				Dawson Bartholemew										7 30
126	1st Choice				Cole Matthews	(T <sub>2</sub> ) N <sub>3</sub> T <sub>2</sub>	Fall 0:57							(fall 0:57)	0 6
	2nd Choice				Tyler Luikart	E <sub>1</sub>									7 36
132	1st Choice				Chaise Hawck	(T <sub>2</sub> )			X T <sub>2</sub>		(Fall 3:10)			(fall 3:10)	0 6
	2nd Choice				Jack Nishnick				↓ E <sub>1</sub>						7 42
138	1st Choice				Hunter Michaels	E <sub>1</sub>			↓ E <sub>1</sub> E <sub>1</sub>					(3)	3 0
	2nd Choice				Jude Matlocks	(T <sub>2</sub> ) T <sub>2</sub> C			X T <sub>2</sub> T <sub>2</sub>		↓ E <sub>1</sub>			(9)	10 42
145	1st Choice				Seth Hogue	(T <sub>2</sub> ) N <sub>2</sub> T <sub>2</sub>			X T <sub>2</sub> C		↓ R <sub>2</sub> C T <sub>2</sub>			(12)	0 4
	2nd Choice				Daniel Simmerman	E <sub>1</sub>			= E <sub>1</sub>		E <sub>1</sub>			(3)	10 46
152	1st Choice				Hunter Thompson										6 0
	2nd Choice				Nick Monaco	(T <sub>2</sub> )	Fall 1:49							(fall 1:49)	16 46
160	1st Choice				Ben Wilcox				↓ (E <sub>1</sub> ) T <sub>2</sub>		C T <sub>2</sub>			(5)	0 3
	2nd Choice			0:58	Zack Sejo				C C		↓ E <sub>1</sub>			(1)	15 49
	1st Choice														
	2nd Choice														



Team: <u>Burrel</u>	Team: <u>Reynolds</u>	Date: <u>1-16-15</u>	T 2 = Takedown E 1 = Escape R 2 = Reversal C = Caution	N 2 = 2 Point Near Fall N 3 = 3 Point Near Fall N 4 = 4 Point Near Fall C 1 = 1 Point Caution	S = Stall Warning P 1 = 1 Point Penalty P 2 = 2 Point Penalty RT 1 = 1 Pt. Riding Time	Dual Meet Team Points	3 = Regular Decision = 1 - 7 pt. margin 4 = Major Decision = 8 - 14 pt. margin 5 = Technical Fall = 15 + pt. margin 6 = Fall, Forfeit, Default, DQ
Nickname:	Nickname:	Place:	Usually on the scoreboard: Green = Home Red = Visitor.				
Dual Record:	Dual Record:	Attendance:					
Coach:	Coach:	Referee: <u>Ch. H.</u>					

Weight Class	Injury Time 1.5 minutes total Up to 2 timeouts	Recovery Time 2 minutes per occurrence	Blood Time 5 minutes cumulative	Wrestler's Name - Grade - School	RED OR GREEN	1st Period	2nd Period	3rd Period	Riding Time	Overtime Periods SV TB1 TB2 TB3	Match Score	Running Team Score
* 182	1st 2nd Choice			Derek Skeehan		E, P, T <sub>2</sub> T <sub>2</sub> C C	X R <sub>2</sub> E, T <sub>2</sub> N <sub>2</sub>	↓ R <sub>2</sub> N <sub>2</sub> P, E, T <sub>2</sub>			(8)	3 0
	1st 2nd Choice			Niko Barone							(13)	3 0
195	1st 2nd Choice			Jarod Miller								6 0
	1st 2nd Choice			Robert Sheer		(T <sub>2</sub> ) C (Fall 1:15)					(Fall 1:15)	9 0
220	1st 2nd Choice			Cole Rickert			↓ (E <sub>1</sub> ) E <sub>1</sub>				(2)	3 0
	1st 2nd Choice			Alex Moses			T <sub>2</sub>	↓ E <sub>1</sub>			(3)	12 0
285	1st 2nd Choice			Gene Ringer		(T <sub>2</sub> ) N <sub>3</sub> (Fall 0:38)					(Fall 0:38)	0 6
	1st 2nd Choice			Phillip Couch								12 6
106	1st 2nd Choice			Rocco Bartolo		(TV <sub>1</sub> ) T <sub>2</sub> C	X I	↓ R <sub>2</sub>			(5)	0 3
	1st 2nd Choice	1:13		Brian Gavi		C	↓ E	C			(0)	12 9
113	1st 2nd Choice			Andrew Ischo		(T <sub>2</sub> ) (Fall 0:23)					(Fall 0:23)	0 6
	1st 2nd Choice			Evan Noll								12 15
120	1st 2nd Choice			Gage Bayless		(T <sub>2</sub> ) N <sub>3</sub>	X T <sub>2</sub>	# T <sub>2</sub>			(9)	0 3
	1st 2nd Choice			Trent Bechtold		E <sub>1</sub>	E <sub>1</sub>	E <sub>1</sub>			(3)	12 18
126	1st 2nd Choice			Cole Matthews		(T <sub>2</sub> ) T <sub>2</sub> T <sub>2</sub> T <sub>2</sub> N <sub>2</sub> T <sub>2</sub>	↓ E <sub>1</sub> T <sub>2</sub> N <sub>3</sub>	E <sub>1</sub> (Fall 4:30)			(Fall 4:30)	0 6
	1st 2nd Choice			Ethan Owes		E <sub>1</sub> E <sub>1</sub> E <sub>1</sub> E <sub>1</sub> C C	X E <sub>1</sub>	↑				12 24
132	1st 2nd Choice			Chaise Hauck								0 6
	1st 2nd Choice			FF		(FF)					(FF)	12 30
138	1st 2nd Choice			Seth Hogue		(T <sub>2</sub> ) N <sub>3</sub>	↓ E <sub>1</sub> N <sub>3</sub> N <sub>3</sub> N <sub>3</sub> (TF 3:43)				(TF 3:43)	0 5
	1st 2nd Choice			Dylan Jeffrey			X C					12 35
145	1st 2nd Choice			Hunter Michaels		(T <sub>2</sub> ) N <sub>2</sub> S	X N <sub>2</sub>	↓ R <sub>2</sub> N <sub>2</sub>			(10)	0 4
	1st 2nd Choice			Dean Edwardas		C	↓				(0)	12 39
152	1st 2nd Choice			Ryan Park		E <sub>1</sub> E <sub>1</sub>	E <sub>1</sub> E <sub>1</sub>					6 0
	1st 2nd Choice			Damon Greenwald		(T <sub>2</sub> ) T <sub>2</sub> T <sub>2</sub> N <sub>3</sub> N <sub>2</sub>	X T <sub>2</sub> T <sub>2</sub> T <sub>2</sub> (Fall 3:01)				(Fall 3:01)	18 39
160	1st 2nd Choice			Damon Gearhart			X I					6 0
	1st 2nd Choice			Shawn Gates		(T <sub>2</sub> )	↓ E <sub>1</sub> T <sub>2</sub> (Fall 3:06)				(Fall 3:06)	24 39
170	1st 2nd Choice			Joel Leise		(T <sub>2</sub> )	↓ E <sub>1</sub>	E <sub>1</sub>				6 0
	1st 2nd Choice			Anthony Marra		C E <sub>1</sub>	X T <sub>2</sub>	↓ C R <sub>2</sub> T <sub>2</sub> (Fall 4:51)			(Fall 4:51)	31 39



Team: <u>Brockville</u>	Team: <u>RHS</u>	Date: <u>1-16-15</u>	T 2 = Takedown	N 2 = 2 Point Near Fall	S = Stall Warning	Dual	3 = Regular Decision = 1 -7 pt. margin
Nickname:	Nickname:	Place: <u>Brockville HS</u>	E 1 = Escape	N 3 = 3 Point Near Fall	P1 = 1 Point Penalty	Meet	4 = Major Decision = 8 -14 pt. margin
Dual Record:	Dual Record:	Attendance:	R 2 = Reversal	N 4 = 4 Point Near Fall	P2 = 2 Point Penalty	Team	5 = Technical Fall = 15 + pt. margin
Coach:	Coach:	Referee: <u>41.0 SC</u>	C = Caution	C 1 = 1 Point Caution	RT1 = 1 Pt. Riding Time	Points	6 = Fall, Forfeit, Default, DQ
			Usually on the scoreboard: Green = Home Red = Visitor.				

Weight Class	Injury Time 1.5 minutes total Up to 2 timeouts	Recovery Time 2 minutes per occurrence	Blood Time 5 minutes cumulative	Wrestler's Name - Grade - School	RED OR GREEN	8:58 PM		CHOICE	1st Period	2nd Period	3rd Period	Riding Time	Overtime Periods				Match Score	Running Team Score
						SV	TB1						TB2	TB3				
220	1st Choice			Cole Rickert				↓ E <sub>1</sub>						↓ E <sub>1</sub> ↓	(2)	3	0	
	2nd Choice			Tyler Cook						↓ E <sub>1</sub> S			↓ E <sub>1</sub> N <sub>3</sub>	(5)	3	0		
285	1st Choice			Gene Ringer				(N <sub>2</sub> )								6	0	
	2nd Choice			Bruce Town				↓ R <sub>2</sub> (Fall 2:48)						(Fall 2:48)		9	0	
100	1st Choice			Beau Bayless	S			↓ R <sub>2</sub>							(2)	0	3	
	2nd Choice			Kelin Kusselman						↓ E <sub>1</sub>				(1)	9	3		
113	1st Choice			Andrew Ischo	(T <sub>2</sub> )			↓ E <sub>1</sub> R <sub>2</sub> T <sub>2</sub>							(7)	3	0	
	2nd Choice			Cape Park	R <sub>2</sub>			X T <sub>2</sub> N <sub>2</sub> E <sub>1</sub> S		↓ E <sub>1</sub>				(8)	12	3		
120	1st Choice			Gage Bayless	(T <sub>2</sub> ) T <sub>2</sub>			X		↓ E <sub>1</sub> T <sub>2</sub>				(7)	0	3		
	2nd Choice			Ky Sorden	E <sub>1</sub> C E <sub>1</sub>			↓ E <sub>1</sub>		S E <sub>1</sub>				(4)	12	6		
126	1st Choice			Ryan Harnett				↑		S <sub>1</sub>				(1)	3	0		
	2nd Choice			Dante Connstible	(T <sub>2</sub> )			X S C		=				(2)	15	6		
132	1st Choice			Cole Matthews				↓		T <sub>2</sub>				(2)	4	0		
	2nd Choice			Taylor Ortiz	S			(N <sub>3</sub> ) N <sub>2</sub>		↓ E <sub>1</sub> T <sub>2</sub> N <sub>2</sub>				(10)	19	6		
136	1st Choice			Chaise Hauck	(T <sub>2</sub> ) T <sub>2</sub> T <sub>2</sub> T <sub>2</sub> T <sub>2</sub>			↓ E <sub>1</sub> T <sub>2</sub>		T <sub>2</sub> S <sub>1</sub>				(16)	0	4		
	2nd Choice			Zach Gilbert	E <sub>1</sub> E <sub>1</sub> E <sub>1</sub> E <sub>1</sub>			X S		↓ E <sub>1</sub> E <sub>1</sub>				(6)	19	10		
145	1st Choice			Seth Hoque	(T <sub>2</sub> )			X S <sub>1</sub> N <sub>3</sub>		↓ E <sub>1</sub> T <sub>2</sub>				(9)	0	4		
	2nd Choice			Cole Aaron				↓ S						(0)	19	14		
152	1st Choice			Damion Gearhart	E <sub>1</sub>											6	0	
	2nd Choice			Caleb Hetrick	(T <sub>2</sub> ) P <sub>1</sub> T <sub>2</sub> N <sub>3</sub>			↓ E <sub>1</sub> T <sub>2</sub> N <sub>3</sub> (Fall 3:05)						(Fall 3:05)		25	14	
160	1st Choice	0:23		Ben Wilcox	E <sub>1</sub> T <sub>2</sub>			X P <sub>1</sub>		↓ E <sub>1</sub>				(5)	3	0		
	2nd Choice			Dominic Palmer	(T <sub>2</sub> )			↓ R <sub>2</sub> S		T <sub>2</sub>				(6)	28	14		
170	1st Choice			Joel Leise	(T <sub>2</sub> ) (Fall 0:31)									(Fall 0:31)		0	6	
	2nd Choice			Xavier Molner												28	20	
182	1st Choice			Derek Skeehan				X		↑						5	0	
	2nd Choice			Noah Gieski	(T <sub>2</sub> ) N <sub>2</sub> N <sub>2</sub> N <sub>2</sub>			↑ N <sub>3</sub>		R <sub>2</sub> N <sub>2</sub> (TF 5:17)				(TF 5:17)		33	20	
195	1st Choice			Jared Miller						= P <sub>1</sub>				(1)	3	0		
	2nd Choice			Dane Clever				↓ R <sub>2</sub> N <sub>3</sub>		T <sub>2</sub>				(7)	36	20		
	1st Choice																	
	2nd Choice																	



Team:	Team: Sharon	Date: 1-20-16	T 2 = Takedown	N 2 = 2 Point Near Fall	S = Stall Warning	Dual	3 = Regular Decision = 1 -7 pt. margin
Nickname:	Nickname:	Place: Sharon HS	E 1 = Escape	N 3 = 3 Point Near Fall	P1 = 1 Point Penalty	Meet	4 = Major Decision = 8 -14 pt. margin
Dual Record:	Dual Record:	Attendance:	R 2 = Reversal	N 4 = 4 Point Near Fall	P2 = 2 Point Penalty	Team	5 = Technical Fall = 15 + pt. margin
Coach:	Coach:	Referee:	C = Caution	C 1 = 1 Point Caution	RT1 = 1 Pt. Riding Time	Points	6 = Fall, Forfeit, Default, DQ
			Usually on the scoreboard: Green = Home Red = Visitor.				

Weight Class	Injury Time 1.5 minutes total Up to 2 timeouts	Recovery Time 2 minutes per occurrence	Blood Time 5 minutes cumulative	Wrestler's Name - Grade - School	RED OR GREEN	1st Period	CHOICE ↑    ↓	2nd Period	↑    ↓	3rd Period	Riding Time	Overtime Periods SV TB1 TB2 TB3	Match Score	Running Team Score
285	1st 2nd Choice			Gene Ringer		T2 Fall 0:58							Fall 0:58	0 6
	1st 2nd Choice			Charles Crowder										0 6
166	1st 2nd Choice			Beau Bayless				↓ C (R2) N3		N3 Fall 5:24			Fall 5:24	0 6
	1st 2nd Choice			Jules Hicklin	S				↓					0 13
113	1st 2nd Choice			Andrew Ishco		T2 Fall 1:05							Fall 1:05	0 6
	1st 2nd Choice			Luke Gaston										0 19
126	1st 2nd Choice			Gage Bayless		T2 Fall 0:31							Fall 0:31	0 6
	1st 2nd Choice			Kerth Huff										0 25
126	1st 2nd Choice			Tyler Shannon										0 6
	1st 2nd Choice			Forfeit	FF								FF	0 31
132	1st 2nd Choice			Chaise Hauck		T2 T2		X Fall 2:20					Fall 2:20	0 6
	1st 2nd Choice			DeAndre Young	E1		↓							0 37
138	1st 2nd Choice			Hunter Michaels	R2		↓ E1			T2 T2 N3			11	0 3
	1st 2nd Choice			Jordan Templeton	T2		X T2		↓ E1 E1				6	0 40
145	1st 2nd Choice			Seth Hogue	T2	N2 N2 N2		X T2 N2 N2 N3		TF 4:00			TF 4:00	0 5
	1st 2nd Choice			Tim Thompson	E1		↓ E1							0 45
152	1st 2nd Choice			Matthew Gosser									0	3 0
	1st 2nd Choice		0:22	Giovanni Volpe			↓ (R2) N2						4	3 45
160	1st 2nd Choice			Ben Wilcox	E1		↓			S P1 E1			3	3 0
	1st 2nd Choice			Nick McClimans	T2			N3		≠ S T2			7	6 45
170	1st 2nd Choice			Joel Leise	T2	Fall 0:30							Fall 0:30	0 6
	1st 2nd Choice			Antonio Chavers			E							6 51
182	1st 2nd Choice			Derek Skreehan	E1 E1		↓ E1 E1			T2 N2			8	3 0
	1st 2nd Choice			Jordan Wilson	T2 T2		T2		↓	E1 E1 T2			10	9 51
195	1st 2nd Choice			Tarod Miller										0 6
	1st 2nd Choice			Forfeit	FF								FF	9 57
200	1st 2nd Choice			Cole Ricker										6 0
	1st 2nd Choice			Bruce Laughlin	T2	Fall 0:34							Fall 0:34	15 57
	1st 2nd Choice													
	1st 2nd Choice													



25

Weight Class	Injury Time 1.5 minutes total Up to 2 timeouts	Recovery Time 2 minutes per occurrence	Blood Time 5 minutes cumulative	Wrestler's Name - Grade - School	RED OR GREEN	1st Period					CHOICE ↑    ↓	2nd Period					CHOICE ↑    ↓	3rd Period					Riding Time	Overtime Periods				Match Score	Running Team Score	
						SV	TB1	TB2	TB3	SV		TB1	TB2	TB3	SV	TB1		TB2	TB3	SV	TB1	TB2		TB3						
220	1st 2nd Choice			Cole Rickert							E, S					E, T2									(4)	3	0			
	1st 2nd Choice			Dakota Greer	(T2)						X T2 T2					T2 E,									(9)	3	0			
285	1st 2nd Choice			Gene Ringer							↓(E)					T2									(3)	0	3			
	1st 2nd Choice			Nicholas Lallemand																					(0)	3	3			
136	1st 2nd Choice			Beau Bayless	(T2)	N3	N3	N2	N3		T2	TF 3:02													TF 3:02	0	5			
	1st 2nd Choice			Matthew Vincent																							3	8		
113	1st 2nd Choice			Rocco Bartolo																								6	0	
	1st 2nd Choice			Gage Shoe maker	(T2)																				Fall 0:41	9	8			
120	1st 2nd Choice			Gage Bayless																								0	6	
	1st 2nd Choice			Forfeit	(FF)																				(FF)	9	14			
126	1st 2nd Choice			Cole Matthews																								0	6	
	1st 2nd Choice			Forfeit	(FF)																				(FF)	9	20			
132	1st 2nd Choice			Chase Hauck																								0	6	
	1st 2nd Choice			Forfeit	(FF)																				(FF)	9	26			
138	1st 2nd Choice			Hunter Michaels	R2																				Fall 0:58	0	6			
	1st 2nd Choice			Vinnie Greco	(T2)																							9	32	
145	1st 2nd Choice			Matthew Gosser	(T2)						↓ E,															(3)	0	3		
	1st 2nd Choice			Zack Sharrer							X C						↓ S									(0)	9	35		
152	1st 2nd Choice			Seth Hogue	(T2)						X R2						↓ S E,									(5)	0	3		
	1st 2nd Choice		0:39	Dreaux Harper							↓ P, R2															(3)	9	38		
160	1st 2nd Choice			Ben Wilcox	E,						↓ E, S															(2)	3	0		
	1st 2nd Choice			Tyler Carey	(T2)						X C T2						↓ R2									(6)	12	38		
170	1st 2nd Choice			Toel Lerse																								0	6	
	1st 2nd Choice			Forfeit	(FF)																				(FF)	12	44			
182	1st 2nd Choice		0:46	Derrick Skeehan	E,						↓ R2						S, E,									(5)	0	3		
	1st 2nd Choice			Ty Emrick	(T2)						X S						↓ R2									(4)	12	47		
185	1st 2nd Choice			Jared Miller	(T2)	N2					X						↓ E, T2								Fall 5:08	0	6			
	1st 2nd Choice			Ethan Sander																								12	53	
	1st 2nd Choice																													
	1st 2nd Choice																													



Team: Reynolds G	Team: Cambridge Springs R	Date: 2-6-15	T 2 = Takedown	N 2 = 2 Point Near Fall	S = Stall Warning	Dual 3 = Regular Decision = 1 -7 pt. margin
Nickname:	Nickname:	Place: Sharon	E 1 = Escape	N 3 = 3 Point Near Fall	P1 = 1 Point Penalty	Meet 4 = Major Decision = 8 -14 pt. margin
Dual Record:	Dual Record:	Attendance:	R 2 = Reversal	N 4 = 4 Point Near Fall	P2 = 2 Point Penalty	Team 5 = Technical Fall = 15 + pt. margin
Coach:	Coach:	Referee: Shering	C = Caution	C 1 = 1 Point Caution	RT1 = 1 Pt. Riding Time	Points 6 = Fall, Forfeit, Default, DQ
			Usually on the scoreboard: Green = Home Red = Visitor.			

Weight Class	Injury Time 1.5 minutes total Up to 2 timeouts	Recovery Time 2 minutes per occurrence	Blood Time 5 minutes cumulative	Wrestler's Name - Grade - School	RED OR GREEN	1st Period	CHOICE ↑    ↓	2nd Period	↑    ↓	3rd Period	Riding Time	Overtime Periods SV TB1 TB2 TB3	Match Score	Running Team Score		
138	1st 2nd Choice			Hunter Michaels		(T <sub>2</sub> ) N <sub>2</sub> N <sub>3</sub> N <sub>3</sub>	↓	R <sub>2</sub> N <sub>3</sub> (TF 3:07)					(15)	0 5		
	1st 2nd Choice			David Schwab			X	C					(0)	0 5		
145	1st 2nd Choice			Seth Hogue		(T <sub>2</sub> ) (Fall 0:20)							(Fall 0:20)	0 6		
	1st 2nd Choice			Brandon Ellis										0 11		
152	1st 2nd Choice			Matthew Gosser		(T <sub>2</sub> ) (Fall 0:52)							(Fall 0:52)	0 6		
	1st 2nd Choice			Austin Jones										0 17		
160	1st 2nd Choice			Ben Wilcox		(T <sub>2</sub> ) N <sub>3</sub>	↓	R <sub>2</sub>		T <sub>2</sub> N <sub>3</sub> S <sub>1</sub>			(13)	0 4		
	1st 2nd Choice			Trent Merry		S				=			(0)	0 21		
170	1st 2nd Choice			Joel Leise		(T <sub>2</sub> ) T <sub>2</sub> N <sub>2</sub> (Fall 1:53)							(Fall 1:53)	0 6		
	1st 2nd Choice			Clay Verbanac		E <sub>1</sub>								0 27		
182	1st 2nd Choice			Derek Skeehan										6 0		
	1st 2nd Choice			Hunter Cox		(T <sub>2</sub> ) (Fall 0:35)							(Fall 0:35)	6 27		
195	1st 2nd Choice			Jarod Miller				S		↓	C		(0)	3 0		
	1st 2nd Choice			Deven Simpson			↓	(E <sub>1</sub> ) S		N <sub>3</sub>			(4)	9 27		
220	1st 2nd Choice			Cole Rickert			↓	(E <sub>1</sub> )		S		C	↓	R <sub>2</sub> ↓	(4)	0 3
	1st 2nd Choice			Zach Stafford						↓	E <sub>1</sub>		E <sub>1</sub> ↓	(3)	9 30	
285	1st 2nd Choice			Gene Ringer										0 6		
	1st 2nd Choice			Forfeit		(FF)							(FF)	9 36		
106	1st 2nd Choice			Beau Bayless		(T <sub>2</sub> ) N <sub>2</sub> (Fall 0:34)							(Fall 0:34)	0 6		
	1st 2nd Choice			Anthony Stover										9 42		
113	1st 2nd Choice			Andrew Mtscho										0 6		
	1st 2nd Choice			Forfeit		(FF)							(FF)	9 48		
120	1st 2nd Choice			Gage Bayless			↓	(E <sub>1</sub> )					(1)	3 0		
	1st 2nd Choice			Ty Varnrell						↓	R <sub>2</sub>		(2)	12 48		
126	1st 2nd Choice			Cole Matthews		(T <sub>2</sub> ) (Fall 0:11)							(Fall 0:11)	0 6		
	1st 2nd Choice			Tristan Findlay										12 54		
132	1st 2nd Choice			Chase Hauck		(T <sub>2</sub> ) N <sub>3</sub>	↓	E <sub>1</sub> T <sub>2</sub> T <sub>2</sub> N <sub>3</sub>		R <sub>2</sub> (Fall 4:21)			(Fall 4:21)	0 6		
	1st 2nd Choice	0:33		Zach Walker				E <sub>1</sub>		↑				12 60		



Team: Reynolds	Team: Saegertown G	Date: 2-6-15	T 2 = Takedown	N 2 = 2 Point Near Fall	S = Stall Warning	Dual Meet	3 = Regular Decision = 1 - 7 pt. margin
Nickname:	Nickname:	Place: Sharon HS	E 1 = Escape	N 3 = 3 Point Near Fall	P 1 = 1 Point Penalty	Team	4 = Major Decision = 8 - 14 pt. margin
Dual Record:	Dual Record:	Attendance:	R 2 = Reversal	N 4 = 4 Point Near Fall	P 2 = 2 Point Penalty	Points	5 = Technical Fall = 15 + pt. margin
Coach:	Coach:	Referee: J. H. [Signature]	C = Caution	C 1 = 1 Point Caution	RT 1 = 1 Pt. Riding Time		6 = Fall, Forfeit, Default, DQ

Usually on the scoreboard: Green = Home Red = Visitor.

Weight Class	Injury Time 1.5 minutes total Up to 2 timeouts	Recovery Time 2 minutes per occurrence	Blood Time 5 minutes cumulative	Wrestler's Name - Grade - School	RED OR GREEN	1st Period	2nd Period	3rd Period	Riding Time	Overtime Periods SV TB1 TB2 TB3	Match Score	Running Team Score
145	1st 2nd Choice			Hunter Michaels			X					6 0
	1st 2nd Choice			Daniel Simmerman	(T <sub>2</sub> )		= T <sub>2</sub> (Fall 2:24)				(Fall 2:24)	6 0
152	1st 2nd Choice			Matthew Gosser			=				(0)	3 0
	1st 2nd Choice			Zach Pasego	(T <sub>2</sub> ) N <sub>2</sub>		X T <sub>2</sub>	↓ E <sub>1</sub>			(7)	9 0
160	1st 2nd Choice		(0:29)	Hunter Thompson	C E <sub>1</sub>		X					6 0
	1st 2nd Choice			Nick Monaco	(T <sub>2</sub> ) T <sub>2</sub> N <sub>2</sub> N <sub>3</sub>		↓ R <sub>2</sub> (Fall 2:27)				(Fall 2:27)	15 0
170	1st 2nd Choice			Ben Wilcox	C		P <sub>1</sub>	↑			(1)	4 0
	1st 2nd Choice			Cody Mulligan	(T <sub>2</sub> ) C N <sub>3</sub> N <sub>3</sub>		↑ N <sub>3</sub>	R <sub>2</sub>			(13)	19 0
182	1st 2nd Choice			Joel Leise	(T <sub>2</sub> ) N <sub>3</sub>		X N <sub>3</sub> (Fall 3:14)				(Fall 3:14)	0 6
	1st 2nd Choice			Rrent Elizon	E <sub>1</sub>		↓ C					19 6
195	1st 2nd Choice			Jarod Miller			C	=			(0)	3 0
	1st 2nd Choice			Zack Stafford			↓ (TV) R <sub>2</sub> S	T <sub>2</sub> N <sub>2</sub>			(7)	22 6
220	1st 2nd Choice			Cole Rickert	(T <sub>2</sub> ) (Fall 0:47)						(Fall 0:47)	0 6
	1st 2nd Choice			Mark Ktelinger								22 12
265	1st 2nd Choice			Gene Ringer	(T <sub>2</sub> ) (Fall 1:25)						(Fall 1:25)	10 6
	1st 2nd Choice			Drake Hazlett	S C							22 18
106	1st 2nd Choice			Beau Bayless								0 6
	1st 2nd Choice			FF	(FF)						(FF)	22 24
113	1st 2nd Choice			Andrew Ischo	(T <sub>2</sub> ) N <sub>2</sub>		T <sub>2</sub>	↓ E <sub>1</sub> T <sub>2</sub>			(9)	0 4
	1st 2nd Choice			Cotton Beck			↓ E <sub>1</sub> S				(1)	22 28
120	1st 2nd Choice			Gage Bayless	(T <sub>2</sub> ) N <sub>3</sub> (Fall 0:45)						(Fall 0:45)	0 6
	1st 2nd Choice			Dawson Bartholemew								22 34
126	1st 2nd Choice			Cole Matthews	(T <sub>2</sub> ) (Fall 0:32)						(Fall 0:32)	0 6
	1st 2nd Choice			Tyler Luikart								22 40
132	1st 2nd Choice			Chaise Hauck	(T <sub>2</sub> ) T <sub>2</sub> (Fall 1:42)						(Fall 1:42)	0 6
	1st 2nd Choice			Jarrott Runi	E <sub>1</sub>							22 46
138	1st 2nd Choice			Seth Hogue	(T <sub>2</sub> )		N <sub>2</sub>	↓ E <sub>1</sub> T <sub>2</sub> T <sub>2</sub> T <sub>2</sub>			(11)	0 4
	1st 2nd Choice			Jude Mattocks	E <sub>1</sub>		↓	E <sub>1</sub> E <sub>1</sub>			(3)	22 50



Team: Reynolds G	Team: Ft. Leboeuf R	Date: 2-6-16	T 2 = Takedown E 1 = Escape R 2 = Reversal C = Caution	N 2 = 2 Point Near Fall N 3 = 3 Point Near Fall N 4 = 4 Point Near Fall C 1 = 1 Point Caution	S = Stall Warning P1 = 1 Point Penalty P2 = 2 Point Penalty RT1 = 1 Pt. Riding Time	Dual 3 = Regular Decision = 1 -7 pt. margin Meet 4 = Major Decision = 8 -14 pt. margin Team 5 = Technical Fall = 15 + pt. margin Points 6 = Fall, Forfeit, Default, DQ
Nickname:	Nickname:	Place:	Usually on the scoreboard: Green = Home Red = Visitor.			
Dual Record:	Dual Record:	Attendance:				
Coach:	Coach:	Referee:				

Weight Class	Injury Time 1.5 minutes total Up to 2 timeouts	Recovery Time 2 minutes per occurrence	Blood Time 5 minutes cumulative	Wrestler's Name - Grade - School	RED OR GREEN	1st Period		2nd Period		3rd Period		Riding Time	Overtime Periods				Match Score	Running Team Score	
						CHOICE		CHOICE		CHOICE			SV	TB1	TB2	TB3			
152	1st 2nd Choice			Matthew Gosser				S	E	↓ E <sub>1</sub>	E <sub>1</sub>					(3)	4	0	
	1st 2nd Choice			Isaac Bengali	(T <sub>2</sub> )	N <sub>2</sub>		↓ E <sub>1</sub>	T <sub>2</sub> T <sub>2</sub>	T <sub>2</sub>	T <sub>2</sub>					(13)	4	0	
160	1st 2nd Choice			Ben Wilcox				↓ E <sub>1</sub>		E <sub>1</sub>						(2)	3	0	
	1st 2nd Choice	1:03		Kirod Kula						↓ P <sub>1</sub>	R <sub>2</sub> S T <sub>2</sub>					(5)	7	0	
170	1st 2nd Choice			Andrew Herman				P <sub>1</sub>	P <sub>1</sub>	# E <sub>1</sub>	E <sub>1</sub>					(4)	4	0	
	1st 2nd Choice			Julian Gorrington	(T <sub>2</sub> )			↓ E <sub>1</sub>	T <sub>2</sub> N <sub>3</sub>	T <sub>2</sub>	N <sub>3</sub> T <sub>2</sub>					(15)	11	0	
162	1st 2nd Choice			Joel Leise	(T <sub>2</sub> )			X R <sub>2</sub>	N <sub>2</sub> N <sub>2</sub>	=						(8)	0	3	
	1st 2nd Choice			Drew Rose	S			↑		T <sub>2</sub>	N <sub>3</sub>					(5)	11	3	
195	1st 2nd Choice			Derek Skeenan	E <sub>1</sub>			↓ E <sub>1</sub>	E <sub>1</sub>	E <sub>1</sub>						(4)	3	0	
	1st 2nd Choice			Lane Reinwald	(T <sub>2</sub> )			X T <sub>2</sub>		↓ E <sub>1</sub>	S T <sub>2</sub> T <sub>2</sub>					(9)	14	3	
220	1st 2nd Choice			Cole Rickert	(T <sub>2</sub> )	(fail 0:51)		=								(fail 0:51)	0	6	
	1st 2nd Choice			Nate Malinowski													14	9	
285	1st 2nd Choice			Gene Ringer	(T <sub>2</sub> )			↓ E <sub>1</sub>	T <sub>2</sub>	S <sub>1</sub>	S <sub>1</sub>					(7)	0	3	
	1st 2nd Choice			Derek Dawson	S			X		↓						(0)	14	12	
100	1st 2nd Choice			Beau Bayless				↓ R <sub>2</sub>		T <sub>2</sub>	R <sub>2</sub> N <sub>3</sub>					(9)	0	3	
	1st 2nd Choice			Isaac Crowell						# K <sub>2</sub>						(2)	14	15	
113	1st 2nd Choice			Andrew Ischo				R <sub>2</sub>									6	0	
	1st 2nd Choice			Abe Guarriello	(T <sub>2</sub> )	N <sub>2</sub> N <sub>3</sub>		= T <sub>2</sub>	E <sub>1</sub> T <sub>2</sub>	(fail 3:52)						(fail 3:52)	20	15	
120	1st 2nd Choice			Gage Bayless				X		↓ C <sub>1</sub>	S					(1)	3	0	
	1st 2nd Choice	0:20		Charlie Leno	(T <sub>2</sub> )			↓ C	C E <sub>1</sub>	C	S <sub>1</sub> S					(4)	23	15	
126	1st 2nd Choice			Cole Matthews	(T <sub>2</sub> )	T <sub>2</sub> N <sub>3</sub> T <sub>2</sub> N <sub>3</sub>	(fail 1:40)									(fail 1:40)	0	6	
	1st 2nd Choice			Noan Rose	E <sub>1</sub>	E <sub>1</sub> E <sub>1</sub>											23	21	
132	1st 2nd Choice			Chaise Hauck	(T <sub>2</sub> )	N <sub>2</sub>		X N <sub>2</sub>		↓ R <sub>2</sub>	(fail 4:41)					(fail 4:41)	0	6	
	1st 2nd Choice			Josh Flutz				↓ S		C							23	27	
138	1st 2nd Choice			Hunter Michaels	(T <sub>2</sub> )												6	0	
	1st 2nd Choice			Jarrette Carter	P <sub>1</sub>	E <sub>1</sub>		↓ R <sub>2</sub>	(fail 3:27)							(fail 3:27)	29	27	
145	1st 2nd Choice			Seth Hoare	(T <sub>2</sub> )	N <sub>2</sub>		X T <sub>2</sub>	N <sub>2</sub> N <sub>2</sub> R <sub>2</sub> N <sub>2</sub>	↑	(fail 4:18)					(fail 4:18)	0	6	
	1st 2nd Choice			Clayton Barr				= R <sub>2</sub>									29	33	
	1st 2nd Choice																		
	1st 2nd Choice																		



Team: Reynolds G	Team: Southern Columbia	Date: 2-11-16	T 2 = Takedown E 1 = Escape R 2 = Reversal C = Caution	N 2 = 2 Point Near Fall N 3 = 3 Point Near Fall N 4 = 4 Point Near Fall C 1 = 1 Point Caution	S = Stall Warning P1 = 1 Point Penalty P2 = 2 Point Penalty RT1 = 1 Pt. Riding Time	Dual Meet Team Points	3 = Regular Decision = 1 -7 pt. margin 4 = Major Decision = 8 -14 pt. margin 5 = Technical Fall = 15 + pt. margin 6 = Fall, Forfeit, Default, DQ	
Nickname:	Nickname:	Place:	Attendance:				Coach:	Referee: 3.34
Dual Record:	Dual Record:	Attendance:				Usually on the scoreboard: Green = Home Red = Visitor.		
Coach:	Coach:	Referee: 3.34				Usually on the scoreboard: Green = Home Red = Visitor.		

Weight Class	Injury Time 1.5 minutes total Up to 2 timeouts	Recovery Time 2 minutes per occurrence	Blood Time 5 minutes cumulative	Wrestler's Name - Grade - School	RED OR GREEN	CHOICE		Riding Time	Overtime Periods SV TB1 TB2 TB3	Match Score	Running Team Score	
						↑    ↓	↑    ↓				Score	Score
* 152	1st 2nd Choice			Matthew Grosser		↓ (E <sub>1</sub> )	C			(1)	0	3
	1st 2nd Choice			John Gembic		↓	↓			(0)	0	3
160	1st 2nd Choice			Ben Wilcox		↓ E <sub>1</sub>	↓ E <sub>1</sub>			(1)	3	0
	1st 2nd Choice			Anthony Scicchitano		↓ R <sub>2</sub> P <sub>1</sub>				(3)	3	3
* 170	1st 2nd Choice			Daniel Blaney							6	0
	1st 2nd Choice			Blake Marks	(T <sub>2</sub> ) N <sub>2</sub> N <sub>2</sub> (Fall 1:20)					(fall 1:20)	9	3
182	1st 2nd Choice			Joel Leise	(T <sub>2</sub> ) (fall 0:35)					(fall 0:35)	0	6
	1st 2nd Choice			Kevin Olvaney							9	9
* 195	1st 2nd Choice			Jared Miller		↓ S				(0)	4	0
	1st 2nd Choice			Steven Toczybusky		(N <sub>3</sub> ) N <sub>3</sub>	↑ N <sub>3</sub> S N <sub>3</sub>			(12)	13	9
220	1st 2nd Choice			Cole Rickert	(T <sub>2</sub> )	T <sub>2</sub> (fall 3:34)				(fall 3:34)	0	6
	1st 2nd Choice			Andrew Bell		=					13	15
* 225	1st 2nd Choice			Gene Ringer	(T <sub>2</sub> )	X T <sub>2</sub>	↓ E <sub>1</sub> T <sub>2</sub> N <sub>3</sub> (fall 5:19)			(fall 5:19)	0	6
	1st 2nd Choice			Jarea Torres		E, S					13	21
106	1st 2nd Choice	0:44		Beau Bayless	(T <sub>2</sub> ) C	↓ E <sub>1</sub>	E <sub>1</sub>		X ↓ ↑	(4)	3	0
	1st 2nd Choice			Jaret Lane		X	↓ R <sub>2</sub> C T <sub>2</sub>		↓   E <sub>1</sub>	(5)	16	21
* 113	1st 2nd Choice			Andrew Ischo		X	↓			(0)	3	0
	1st 2nd Choice			Shane Casey	(T <sub>2</sub> )	↓ E <sub>1</sub>	C			(3)	19	21
120	1st 2nd Choice			Gage Bayless	(T <sub>2</sub> ) (fall 0:54)					(fall 0:54)	0	6
	1st 2nd Choice			Ethan Knebel							19	27
* 126	1st 2nd Choice			Cole Matthews	(T <sub>2</sub> ) N <sub>2</sub> T <sub>2</sub> N <sub>3</sub> N <sub>3</sub>	X E <sub>1</sub> T <sub>2</sub>	↑ N <sub>3</sub> (TF 4:51)			(TF 4:51)	0	5
	1st 2nd Choice			Jake Benn	E <sub>1</sub>	↑ E <sub>1</sub>				(2)	19	32
132	1st 2nd Choice			Chaise Hauck		= T <sub>2</sub>				(2)	3	0
	1st 2nd Choice	0:53		Todd Lane	C (T <sub>2</sub> ) N <sub>3</sub>	X	↓ E <sub>1</sub>			(6)	22	32
* 138	1st 2nd Choice			Hunter Michaels	(T <sub>2</sub> ) N <sub>2</sub> N <sub>3</sub> (fall 1:45)					(fall 1:45)	0	6
	1st 2nd Choice			Shane Miller							22	38
145	1st 2nd Choice			Seth Hoque	(T <sub>2</sub> ) N <sub>3</sub> (fall 0:41)					(fall 0:41)	0	6
	1st 2nd Choice			Noan Bloom	C						22	44
	1st 2nd Choice											
	1st 2nd Choice											



© Copyright 2015 - Predicament Wrestling Scorecard by Phil Manning

Team: <b>Reynolds G</b>	Team: <b>Huntingdon R</b>	Date: <b>2-12-16</b>	T 2 = Takedown E 1 = Escape R 2 = Reversal C = Caution	N 2 = 2 Point Near Fall N 3 = 3 Point Near Fall N 4 = 4 Point Near Fall C 1 = 1 Point Caution	S = Stall Warning P1 = 1 Point Penalty P2 = 2 Point Penalty RT1 = 1 Pt. Riding Time	Dual 3 = Regular Decision = 1 -7 pt. margin Meet 4 = Major Decision = 8 -14 pt. margin Team 5 = Technical Fall = 15 + pt. margin Points 6 = Fall, Forfeit, Default, DQ
Nickname:	Nickname:	Place:	Usually on the scoreboard: Green = Home Red = Visitor.			
Dual Record:	Dual Record:	Attendance:				
Coach:	Coach:	Referee: <b>Chad Wada 1:30</b>				

Weight Class	Injury Time 1.5 minutes total Up to 2 timeouts	Recovery Time 2 minutes per occurrence	Blood Time 5 minutes cumulative	Wrestler's Name - Grade - School	RED OR GREEN	CHOICE		Riding Time	Overtime Periods				Match Score	Running Team Score
						1st Period	2nd Period		SV	TB1	TB2	TB3		
138	1st 2nd Choice			Seth Hogue	R <sub>2</sub>	E <sub>1</sub>						(3)	3 0	
	1st 2nd Choice			Tyler Scott	(T <sub>2</sub> ) E <sub>1</sub>	X						(4)	3 0	
145	1st 2nd Choice			Hunter Michaels	E <sub>1</sub>	X S						(1)	3 0	
	1st 2nd Choice			Seth Baney	(T <sub>2</sub> )							(2)	6 0	
152	1st 2nd Choice			Matthew Gosser		(E <sub>1</sub> )				X ↓ E <sub>1</sub>		(3)	0 3	
	1st 2nd Choice			Joseph Bailey		X				↓ R <sub>2</sub>		(2)	6 3	
160	1st 2nd Choice			Hunter Thompson									6 0	
	1st 2nd Choice			Jon Wagner	(T <sub>2</sub> ) Fall 1:30							Fall 1:30	12 3	
170	1st 2nd Choice			Joel Leise	(T <sub>2</sub> )	↓ R <sub>2</sub> N <sub>3</sub>				T <sub>2</sub> S S.		(10)	0 4	
	1st 2nd Choice			Drew Simpson	S	X						(0)	12 7	
182	1st 2nd Choice			Derek Skeehan		↓ (E <sub>1</sub> )				R <sub>2</sub>		(3)	0 3	
	1st 2nd Choice			Alex Mukut						↓ R <sub>2</sub>		(2)	12 10	
195	1st 2nd Choice			Jarod Miller		=							6 0	
	1st 2nd Choice			Logan Fisher		X (T <sub>2</sub> )				↑ Fall 4:54		Fall 4:54	18 10	
220	1st 2nd Choice			Cole Rickert	(T <sub>2</sub> ) N <sub>2</sub> N <sub>3</sub> S.	X T <sub>2</sub> N <sub>3</sub> N <sub>3</sub> TF 4:00						TF 4:00	0 5	
	1st 2nd Choice			Landon Fisher	S	=						(0)	18 15	
285	1st 2nd Choice			Gene Ringer		↓ (E <sub>1</sub> ) T <sub>2</sub>						(3)	0 3	
	1st 2nd Choice			Brady Shope		X				#		(0)	18 18	
106	1st 2nd Choice			Beau Bayless	(T <sub>2</sub> ) Fall 0:28							Fall 0:28	0 6	
	1st 2nd Choice			Hunter Rhone									18 24	
113	1st 2nd Choice			Andrew Ischo	P <sub>1</sub>	↓ E <sub>1</sub> T <sub>2</sub>				T <sub>2</sub>		(6)	0 3	
	1st 2nd Choice			Jacob Wagner	(T <sub>2</sub> )	X				#		(2)	18 27	
120	1st 2nd Choice			Gage Bayless	(T <sub>2</sub> ) N <sub>3</sub>	X T <sub>2</sub> Fall 3:23						Fall 3:23	0 6	
	1st 2nd Choice	1:00		Izac Benson		=							18 33	
120	1st 2nd Choice			Cole Matthews	(T <sub>2</sub> ) Fall 0:13							Fall 0:13	0 6	
	1st 2nd Choice			Dylan Grubb									18 39	
133	1st 2nd Choice			Chaise Hauke	(T <sub>2</sub> ) N <sub>3</sub> Fall 1:15							Fall 1:15	0 6	
	1st 2nd Choice			Warren Shope									18 45	
	1st 2nd Choice													
	1st 2nd Choice													



Team: Reynolds R	Team: Brookville G	Date: 2-12-16	T 2 = Takedown E 1 = Escape R 2 = Reversal C = Caution	N 2 = 2 Point Near Fall N 3 = 3 Point Near Fall N 4 = 4 Point Near Fall C 1 = 1 Point Caution	S = Stall Warning P 1 = 1 Point Penalty P 2 = 2 Point Penalty RT 1 = 1 Pt. Riding Time	Dual Meet Team Points	3 = Regular Decision = 1-7 pt. margin 4 = Major Decision = 8-14 pt. margin 5 = Technical Fall = 15+ pt. margin 6 = Fall, Forfeit, Default, DQ
Nickname:	Nickname:	Place:	Usually on the scoreboard: Green = Home Red = Visitor.				
Dual Record:	Dual Record:	Attendance:					
Coach:	Coach:	Referee: Fitty Anger					

Weight Class	Injury Time 1.5 minutes total Up to 2 timeouts	Recovery Time 2 minutes per occurrence	Blood Time 5 minutes cumulative	Wrestler's Name - Grade - School	RED OR GREEN	1st Period	2nd Period	3rd Period	Riding Time	Overtime Periods SV TB1 TB2 TB3	Match Score	Running Team Score
152	1st 2nd Choice			Matthew Gosser			X				0	30
	1st 2nd Choice			Dominic Palmer		T <sub>2</sub> N <sub>3</sub>	E <sub>1</sub>				6	30
160	1st 2nd Choice			Dan Blayney		E <sub>1</sub> E <sub>1</sub> E <sub>1</sub>						60
	1st 2nd Choice			Caleb Hetrick		T <sub>2</sub> T <sub>2</sub> T <sub>2</sub> T <sub>2</sub> N <sub>3</sub>	X R <sub>2</sub> Fall 2:52				Fall 2:52	90
170	1st 2nd Choice			Ben Wilcox			X				0	30
	1st 2nd Choice			Xavier Molnar		T <sub>2</sub>	C	S N <sub>3</sub>			5	120
182	1st 2nd Choice			Joel Leise		T <sub>2</sub> N <sub>3</sub>	R <sub>2</sub> C	R <sub>2</sub>			9	03
	1st 2nd Choice			Dane Clever			T <sub>2</sub> R <sub>2</sub>	R <sub>2</sub>			6	123
195	1st 2nd Choice			Jarod Miller			X	S			0	40
	1st 2nd Choice			Noan Ciesleski		T <sub>2</sub> N <sub>3</sub>	E <sub>1</sub>	T <sub>2</sub> N <sub>3</sub>			11	163
220	1st 2nd Choice			Cole Bickert		T <sub>2</sub>	R <sub>2</sub>	S			4	03
	1st 2nd Choice			Tyler Cook			X R <sub>2</sub> C	E <sub>1</sub> C			3	166
285	1st 2nd Choice			Gene Ringer			E <sub>1</sub>	T <sub>2</sub>			3	03
	1st 2nd Choice			Bruce Town				E <sub>1</sub>			1	169
106	1st 2nd Choice			Beau Bayless				E <sub>1</sub>			3	03
	1st 2nd Choice			Keelan Kunselman			E <sub>1</sub>				2	1612
113	1st 2nd Choice			Andrew Ischo			X	E <sub>1</sub>			1	40
	1st 2nd Choice			Gavin Park		T <sub>2</sub> N <sub>3</sub>	S	T <sub>2</sub> N <sub>3</sub>			10	2012
120	1st 2nd Choice			Gage Bayless		T <sub>2</sub> T <sub>2</sub>		T <sub>2</sub>			6	03
	1st 2nd Choice			Kai Sorbin		E <sub>1</sub> C	X	E <sub>1</sub> S			2	2015
126	1st 2nd Choice			Cole Matthews		T <sub>2</sub> Fall 1:10					Fall 1:10	06
	1st 2nd Choice			Dontae Constable		S						2021
132	1st 2nd Choice			Ryan Harnett		E <sub>1</sub>						60
	1st 2nd Choice			Taylor Ortiz		T <sub>2</sub> N <sub>3</sub> T <sub>2</sub> Fall 1:26					Fall 1:26	2621
138	1st 2nd Choice			Chaise Hauck			X S	E <sub>1</sub> C			1	30
	1st 2nd Choice			Cole Aaron		T <sub>2</sub> C	E <sub>1</sub>	T <sub>2</sub>			5	2921
145	1st 2nd Choice			Seth Hogue								06
	1st 2nd Choice			Forfeit		FF					FF	2927



Team: Reynolds G	Team: Montoursville R	Date: 2-13-16	T 2 = Takedown E 1 = Escape R 2 = Reversal C = Caution	N 2 = 2 Point Near Fall N 3 = 3 Point Near Fall N 4 = 4 Point Near Fall C 1 = 1 Point Caution	S = Stall Warning P 1 = 1 Point Penalty P 2 = 2 Point Penalty RT 1 = 1 Pt. Riding Time	Dual Meet Team Points	3 = Regular Decision = 1-7 pt. margin 4 = Major Decision = 8-14 pt. margin 5 = Technical Fall = 15+ pt. margin 6 = Fall, Forfeit, Default, DQ
Nickname:	Nickname:	Place:	Usually on the scoreboard: Green = Home Red = Visitor.				
Dual Record:	Dual Record:	Attendance:					
Coach:	Coach:	Referee: Jeff Broad					

Weight Class	Injury Time 1.5 minutes total Up to 2 timeouts	Recovery Time 2 minutes per occurrence	Blood Time 5 minutes cumulative	Wrestler's Name - Grade - School	RED OR GREEN	1st Period	2nd Period	3rd Period	Riding Time	Overtime Periods SV TB1 TB2 TB3	Match Score	Running Team Score
285	1st 2nd Choice	1:05		Gene Ringer			↓ E <sub>1</sub>	↓ S		↓	(1)	3 0
	1st 2nd Choice	0:31		Ben Cerney				↓ E <sub>1</sub> S		↓ E <sub>1</sub> N <sub>2</sub>	(4)	3 0
106	1st 2nd Choice			Beau Bayless				↓ E <sub>1</sub>		↓ E <sub>1</sub> S	(2)	0 3
	1st 2nd Choice			Wyatt Lutz			↓ C (E <sub>1</sub> )			↓	(1)	3 3
113	1st 2nd Choice			Andrew Ischo	(T <sub>2</sub> ) N <sub>2</sub>	X		↓ P <sub>1</sub> R <sub>2</sub> T <sub>2</sub> (Fall 4:17)			(Fall 4:17)	0 6
	1st 2nd Choice			Isian Gingerich			↓ R <sub>2</sub>	↓ S E <sub>1</sub>				3 9
120	1st 2nd Choice			Gage Bayless	(T <sub>2</sub> ) N <sub>3</sub>		↓ R <sub>2</sub>	T <sub>2</sub> T <sub>2</sub> N <sub>3</sub>			(14)	0 4
	1st 2nd Choice			Morgan Comini			X	↓ E <sub>1</sub> C C E <sub>1</sub>			(2)	3 13
120	1st 2nd Choice			Cole Matthews	(T <sub>2</sub> ) Fall 0:27						(Fall 0:27)	0 6
	1st 2nd Choice			Gable Crebs								3 19
132	1st 2nd Choice			Chaise Hauck	(T <sub>2</sub> ) N <sub>3</sub>		↓ R <sub>2</sub> N <sub>3</sub>	N <sub>3</sub> N <sub>3</sub> (TF 5:00)	16		(TF 5:00)	0 5
	1st 2nd Choice			Charles Steinbacher		X		↓				3 24
138	1st 2nd Choice			Hunter Michaels			↓	(N <sub>3</sub> ) S			(3)	0 3
	1st 2nd Choice			Kyle Bennett				↓			(0)	3 27
145	1st 2nd Choice	0:23		Seth Hoque				↓ T <sub>2</sub> E <sub>1</sub> T <sub>2</sub>			(4)	0 3
	1st 2nd Choice			Keith Barkowski			↓ C (E <sub>1</sub> )	C			(1)	3 30
152	1st 2nd Choice			Hunter Thompson		X		≠ T <sub>2</sub>			(2)	3 0
	1st 2nd Choice			Jacob Strassner	(T <sub>2</sub> )		↓ R <sub>2</sub> N <sub>3</sub>				(7)	6 30
160	1st 2nd Choice			Ben Wilcox								0 6
	1st 2nd Choice			forfeit	(FF)						(FF)	6 36
170	1st 2nd Choice			Joel Weise	(T <sub>2</sub> ) Fall 0:40						(Fall 0:40)	0 6
	1st 2nd Choice			Jacob Riedy								6 42
182	1st 2nd Choice			Derek Steehar			↓ E <sub>1</sub> T <sub>2</sub>				(3)	3 0
	1st 2nd Choice			Michael Forney		X	R <sub>2</sub>	↓ E <sub>1</sub>		T <sub>2</sub>	(5)	9 42
195	1st 2nd Choice			Forfeit	(FF)						(FF)	6 0
	1st 2nd Choice			Garrett Hoffman								15 42
210	1st 2nd Choice			Forfeit	(FF)						(FF)	6 0
	1st 2nd Choice			Gavin Hoffman								21 42



Team: <u>Reynolds</u> G	Team: <u>Boiling Springs</u> K	Date: <u>2-13-10</u>
Nickname:	Nickname:	Place:
Dual Record:	Dual Record:	Attendance:
Coach:	Coach:	Referee: <u>231</u>

T 2 = Takedown  
E 1 = Escape  
R 2 = Reversal  
C = Caution

N 2 = 2 Point Near Fall  
N 3 = 3 Point Near Fall  
N 4 = 4 Point Near Fall  
C 1 = 1 Point Caution

S = Stall Warning  
P 1 = 1 Point Penalty  
P 2 = 2 Point Penalty  
RT 1 = 1 Pt. Riding Time

Dual Meet Points

3 = Regular Decision = 1-7 pt. margin  
4 = Major Decision = 8-14 pt. margin  
5 = Technical Fall = 15+ pt. margin  
6 = Fall, Forfeit, Default, DQ

Usually on the scoreboard: Green = Home Red = Visitor.

6 2

Weight Class	Injury Time 1.5 minutes total Up to 2 timeouts	Recovery Time 2 minutes per occurrence	Blood Time 5 minutes cumulative	Wrestler's Name - Grade - School	RED OR GREEN	1st Period	2nd Period	3rd Period	Riding Time	Overtime Periods SV TB1 TB2 TB3	Match Score	Running Team Score
100	1st 2nd Choice			Beau Bayless	(T2)	Fall 0:36					Fall 0:36	0 6
	1st 2nd Choice			Josiah Haulman								0 6
113	1st 2nd Choice			Andrew Ischo			X					6 0
	1st 2nd Choice			Kollin Myers	(T2)	N2	R2	Fall 2:29			Fall 2:29	6 6
120	1st 2nd Choice			Gage Bayless	(T2)			S			(0)	3 0
	1st 2nd Choice			Jalen Hankerson	(T2)		X	E, T2 N2			(7)	9 6
124	1st 2nd Choice			Cole Matthews	(T2)	T2	X	Fall 1:47			Fall 1:47	0 6
	1st 2nd Choice			Tristin Hanshaw	E							9 12
132	1st 2nd Choice		(0:20)	Chaise Hauck	(T2)		E, T2	T2 T2			(9)	0 4
	1st 2nd Choice			Cameron Palmer			X	E, S			(1)	9 16
135	1st 2nd Choice			Hunter Michaels	E		X	E, E, E				6 0
	1st 2nd Choice			Cole Wetzel	(T2)	T2		T2 T2 T2 N2 T2			Fall 3:33	15 16
145	1st 2nd Choice			Setn Hogue	(T2)	T2		T2 T2 S, T2 T2 S, T2 S, T2 T2 T2			TF 4:39	0 5
	1st 2nd Choice			Nick Kostyak	E			E, P, E, E, S E, E, E, E			(9)	15 21
152	1st 2nd Choice			Matthew Gosser			E, E	S			(2)	3 0
	1st 2nd Choice			Kaiden Karper			T2	E			(3)	18 21
160	1st 2nd Choice			Ben Wilcox			E	S			(1)	3 0
	1st 2nd Choice			AJ Kostyak			R2	N2			(6)	21 21
170	1st 2nd Choice			Joel Leise	(T2)	N3	X	Fall 2:21			Fall 2:21	0 6
	1st 2nd Choice			Travis Wickard								21 27
182	1st 2nd Choice			Derek Skeenan			E	T2			(3)	0 3
	1st 2nd Choice		(0:22)	Cory Calaman			X	E, E			(2)	21 30
195	1st 2nd Choice			Jarda Miller				S R2		TV	(3)	0 3
	1st 2nd Choice		(1:15)	Austin Taylor			C C	R2			(2)	21 33
220	1st 2nd Choice			Cole Rickert								0 6
	1st 2nd Choice			forfeit	(FF)						(FF)	21 39
255	1st 2nd Choice			Gene Ringer								0 6
	1st 2nd Choice			forfeit	(FF)						(FF)	21 45



CHOICE	WT	WRESTLERS	1ST PERIOD	2ND PERIOD	3RD PERIOD	SCORE	OVERTIME				MATCH SCORE	MATCH RESULTS	TEAM SCORE	
							SV	TB1	TB2	UTB			H	V
*	106	Brad Barr Adam Wilcox	(T <sub>2</sub> ) Fall 0:32					↑	↑	↑			0	6
			E <sub>1</sub> E <sub>1</sub>					↑	↑	↑			0	6
	113	Julian Barr Beau Wilcoxless	(T <sub>2</sub> ) (T <sub>2</sub> ) (T <sub>2</sub> ) (N <sub>3</sub> ) Fall 1:44					↑	↑	↑			0	6
*	120	Forfeit Andrew Ischo	(FF)					↑	↑	↑			0	6
								↑	↑	↑			0	18
	126	Cory Babie Gage Bayless	(T <sub>2</sub> ) C N <sub>3</sub>	X ↓ R <sub>2</sub> N <sub>3</sub> N <sub>2</sub>	= T <sub>2</sub> E <sub>1</sub> T <sub>2</sub>			↑	↑	↑			2	0 4
			E <sub>1</sub>	↓ P <sub>1</sub> E <sub>1</sub>				↑	↑	↑			15	0 22
*	132	Daveon Say Hunter Michaels	(T <sub>2</sub> ) T <sub>2</sub>	X N <sub>2</sub> N <sub>3</sub> N <sub>2</sub>	↓ R <sub>2</sub> Fall 5:38			↑	↑	↑			0	6
			E <sub>1</sub> E <sub>1</sub> E <sub>1</sub> E <sub>1</sub> E <sub>1</sub>					↑	↑	↑			0	6
	138	Alec Petry Cole Matthews	(T <sub>2</sub> ) T <sub>2</sub> T <sub>2</sub> T <sub>2</sub> T <sub>2</sub> T <sub>2</sub> Fall 1:37					↑	↑	↑			0	34
*	145	Collin Meals Chaise Hauck	E <sub>1</sub> E <sub>1</sub> (T <sub>2</sub> ) T <sub>2</sub> T <sub>2</sub>	↑ E <sub>1</sub> X E <sub>1</sub> T <sub>2</sub>	E <sub>1</sub> ↓ R <sub>2</sub> T <sub>2</sub> N <sub>2</sub>			↑	↑	↑			4	0 4
			(T <sub>2</sub> )	X	↓ S			↑	↑	↑			15	0 38
	152	Tyler Greer Matthew Bossen		↓ E <sub>1</sub>				↑	↑	↑			2	3 0
								↑	↑	↑			1	3 38
	160	Brad Cavoio Ben Wilcox		↓ (E <sub>1</sub> ) T <sub>2</sub> N <sub>3</sub>	= T <sub>2</sub>			↑	↑	↑			0	0 4
								↑	↑	↑			8	3 42
	170	Cordell Sanders Gavin Wilkerson / Bryce McCloskey	E <sub>1</sub> (T <sub>2</sub> ) T <sub>2</sub> Fall 1:05					↑	↑	↑			0	6
								↑	↑	↑			3	48
	182	Ryan Fagan Bryce McCloskey / Gavin Wilkerson	(T <sub>2</sub> ) Fall 1:07					↑	↑	↑			0	6
								↑	↑	↑			3	54
	195	Forfeit Joel Leise	(FF)					↑	↑	↑			0	6
								↑	↑	↑			3	60
220		Forfeit Wyatt Owen	(FF)					↑	↑	↑			0	6
								↑	↑	↑			3	66
285		Morgan Kordes Derek Skeehan	(T <sub>2</sub> ) N <sub>2</sub> Fall 1:25					↑	↑	↑			0	6
								↑	↑	↑			3	72



# DUAL MEET SCORESHEET

HOME: St. Vincent-Mary

VISITOR: Reynolds

DATE: 12/17/16

TIME: 10:30 am

REFEREE: Jack [Signature]

Don Paul

CHOICE	WT	WRESTLERS	1ST PERIOD	2ND PERIOD	3RD PERIOD	SCORE	OVERTIME				MATCH SCORE	MATCH RESULTS	TEAM SCORE	
							SV	TB1	TB2	UTB			H	V
106		Adam Wilcox	(FF)										0	6
		Forfeit											0	6
113		Beau Bayless	(FF)										0	6
		Forfeit											0	12
120		Andrew Ischo	(FF)										0	6
		Forfeit											0	18
126		Gage Bayless	(T2) (Fall 1:16)	R2	↓ R2 N2 N2								15	0 4
		Nick Lewellyn	E1	↓ R2	E1 E2								6	0 22
132		Hunter Michaels		↓ R2	N2 E1 S								5	0 3
		Luke Wanner		(N2)	(BTO: 4L) ↓ R2								4	0 25
138		Cole Matthews	(T2) (Fall 1:16)		↓									0 6
		James Sloan			↓ E1									0 31
145		Chaise Hauck	(T2)	X	↓ E1								3	0 3
		Jared Musci		↓ E1									2	0 34
152		Matthew Gosser	E1	↓ CE	SE								3	3 0
		Christopher Floht	(T2)	X	↓ S R2								5	3 34
160		Ben Wilcox		X	=									3 0
		Michael McIntire	(T2)	↓	T2 N3								7	6 34
170		Gavin Wilkerson	(T2)	X E1	↓ E1 T2 S								6	0 3
		David Heath		↓ R2	R2								4	6 37
182		Joel Leise	(T2) (Fall 0:26)	X										0 6
		Anthony Ward		=									4	43
195		Jared Miller	E1	X (BTO: 12) E1 E1	↓ E1 E1 E1								10	3 0
		Jaret Lester	(T2) T2	= E T2	T2 T2								12	9 43
220		Wuatt Owen	(FF)											0 6
		Forfeit												9 49
225		Derek Steephan	(FF)											0 6
		Forfeit												9 55
													9	55

FINAL SCORE

T2 - Takedown  
R2 - Reversal  
E1 - Escape  
N2 - Near fall (5 seconds)

TV - Technical Violation  
P - Illegal Hold/Maneuver or Unnecessary Roughness  
RO - Ride-out  
C - Caution

CM - Coach Misconduct  
W - Warning  
FS - False Start  
UCM - Unsportsmanlike Conduct - Match Point  
UCT - Unsportsmanlike Conduct

TF - 4:25 Technical Fall  
For - Forfeit  
Def - Default  
DQ - Disqualified  
Dec - Decision  
MD - Major Decision  
▲ - Selects Up

OT - Overtime  
SV - Sudden Victory  
TB - Tiebreaker  
UTB - Ultimate Tiebreaker  
IT - Injury Time  
IT - (= ▲ ▼) choice after 2nd Injury Time-out

NOTE:  
Circle first point(s) scored





HOME: CanfieldVISITOR: Reynolds

## DUAL MEET SCORESHEET

DATE: 12/17/16

TIME: \_\_\_\_\_

J. Stin Moss  
REFEREE: CHSAA 163602

CHOICE	WT	WRESTLERS	1ST PERIOD	2ND PERIOD	3RD PERIOD	SCORE	OVERTIME				MATCH SCORE	MATCH RESULTS	TEAM SCORE	
							SV	TB1	TB2	UTB			H	V
*	113	Beau Boyless	(F) N3 (Fall 1:18)										6	0
		Chris Makara											6	0
	120	Andrew Isano	(F) N3 R2	↓ R2 T2	(F) (INJ 0:17) T2								15	4
		McCoy Watkins	R2	X E1	↓ E1 E1								5	10
*	126	Gabe Boyless	(F) (Fall 0:25)										6	0
		Michael Prather											16	0
	132	Hunter Michaels	(T2)	↓ R2 R2	(F) E1 T2								11	3
		Eric El-Hauk		X C R2	= E1 T2								5	19
*	138	Cole Matthews	(F) T2 T2 N2	X C E T2 (Fall 3:08)									6	0
		Tano English	E1 E1	↑									25	0
	145	Chaise Hauck	(T2)	↓ E1	N3								6	3
		Anthony Joseph		X	↓								0	28
		Matthew Gosser	E1 (INJ Default)										INJ Def	0
*	152	Anthony D'Alesio	(T2) T2										28	6
		Ben Wilcox	E1 E1	= E1 E1	E1 E1 E1								7	0
	160	Georgia Poulas	(T2) T2 T2	X T2 T2 T2	= T2 T2 T2								18	28
		Gavin Wilkerson	(T2) N2	X C C T2	↓ R2 T2 (Fall 5:12)								6	0
*	170	Braxton Madison	(BT 0:47)	↓ BT 1:24 E1	E1								34	10
		Joel Leise	E1	↓ E1									2	0
	182	Dana Crawford	(T2)	X	↓ E1 T2 N2								7	34
		Jared Miller		X									40	13
*	195	Tyler Stein	(T2)	↓ E1 (INJ Default)									INJ Def	0
		Wyatt Owen		↓ R2 N3									40	19
	220	Hunter Mursing	(T2)	X E T2 (Fall 3:54)									8	0
		Derek Skeenon	E1 E1 E1	X E1 E1	↓ R2 E1								19	40
	285	Mason Giordano	(F) N2 T2 T2 T2	= T2 T2	E1 T2 T2								6	0
*		Adam Wilcox	(T2) N2 (Fall 0:53)										46	23
	100	Cameron Malinky											46	23

T2 - Takedown  
R2 - Reversal  
Escape

TV - Technical Violation  
P - Illegal Hold/Maneuver or  
Unnecessary Roughness  
RO - Ride-out

CM - Coach Misconduct  
W - Warning  
FS - False Start  
UCM - Unsportsmanlike Conduct  
- Match Point

TF - 4:25 Technical Fall  
For - Forfeit  
Def - Default  
DQ - Disqualified  
Dec - Decision  
MD - Major Decision

OT - Overtime  
SV - Sudden Victory  
TB - Tiebreaker  
UTB - Ultimate Tiebreaker  
IT - Injury Time  
IT - (=▲▼) choice  
after 2nd Injury

NOTE:  
Circle first  
point(s) scored

FINAL  
SCORE



11/30  
11/20  
174.4  
164.80  
70



HOME: Reynolds

VISITOR: West Middlesex

## DUAL MEET SCORESHEET

DATE: 12/20/16

TIME: 7:30 pm

3RD PERIOD

REFEREE: [Signature]

OVERTIME

SV

TB1

TB2

UTB

MATCH SCORE

MATCH RESULTS

TEAM SCORE

H

V

CHOICE

WT

WRESTLERS

1ST PERIOD

2ND PERIOD

\*

182

Joel Leise

(T2) Fall 0:36

Anthony Gilman

Jarod Miller

(FF)

Forfeit

\*

220

Wyatt Owen

(FF)

Forfeit

Derek Skeehan

(T2) Fall 0:48

Rye Yonek

Adam Wilcox

(T2) N3 Fall 0:59

Jack Pringle

Beau Bayless

(FF)

Forfeit

Andrew Ischo

(T2) T2 T2 T2 T2

X T2 Fall 2:46

Luke Mantzell

E, E, E, E

↓ E

Gabe Bayless

(FF)

Forfeit

Hunter Michaels

(FF)

Forfeit

Cole Matthews

(T2) Fall 0:31

Walter Drda

Chaise Hauck

(FF)

Forfeit

Hunter Thompson

(T2)

↓ R2 N2 N3 R2

Zebediah Rubaker

X R2

Ben Wilcox

(FF)

Forfeit

Gavin Wilkerson

(T2) Fall 0:20

Cody Kobielus

Forfeit

Gavin Wilkerson

Cody Kobielus

Forfeit

Gavin Wilkerson

Cody Kobielus

Forfeit

Gavin Wilkerson

Cody Kobielus

Forfeit

Gavin Wilkerson

Cody Kobielus

FINAL SCORE

84 0

T2 - Takedown

R2 - Reversal

TV - Technical Violation

P - Illegal Hold/Maneuver or

Unnecessary Roughness

CM - Coach Misconduct

W - Warning

FS - False Start

UCM - Unsportsmanlike Conduct

TF - 4:25 Technical Fall

For - Forfeit

Def - Default

DQ - Disqualified

Dec - Decision

MD - Major Decision

OT - Overtime

SV - Sudden Victory

TB - Tiebreaker

UTB - Ultimate Tiebreaker

IT - Injury Time

IT - (= ▲ ▼) choice

after 2nd Injury

Time-out

NOTE:

Circle first point(s) scored





CHOICE	WT	WRESTLERS	1ST PERIOD	2ND PERIOD	3RD PERIOD	SCORE	OVERTIME				MATCH SCORE	MATCH RESULTS	TEAM SCORE	
							SV	TB1	TB2	UTB			H	V
*	170	Gavin Wilkerson	(TV) T2 N3 (Fall 3:35)										0	6
		Raucher Heim											0	6
	182	Joel Leise	(T2) (Fall 1:03)										0	6
		Matt Hess											0	12
*	195	Jarod Miller	(T2) T2 N3 (Fall 1:46)										0	6
		Skylar Collins	E1										0	18
	220	Wyatt Owen	(T2) N2	T2									0	6
		Lamar Shepard		=									0	24
	265	Derek Skeehan	(T2) (Fall 1:41)										0	6
		Trever Lightner											0	30
	106	Adam Wilcox	(FF)										0	6
		Forfeit											0	36
*	113	Beau Bayless	(T2)	X T2									5	0 3
		James Gulla	S	=									0	39
	120	Andrew Ischo		↓ (E1) T2 N2									5	0 3
		Damon Vadala		X E1									2	0 42
	126	Gabe Bayless	(T2) (Fall 1:46)										0	6
		Dominic Vadala											0	48
	132	Hunter Michaels	(T2)	↓ E1 T2									9	0 4
		Aiden Thompson		X C									1	0 52
*	138	Cole Matthews	(T2) T2 T2 (Fall 1:07)										0	6
		AT Hammond	E1 E1										0	58
	145	Chaise Hauck	(T2)	↓ R2 (Fall 3:01)									0	6
		Brandon Miller	S	X (BTO: 21) C									0	64
	152	Hunter Thompson		↓ (E1) E1 T2									6	3 0
		Cole Ruffo		T2 T2									7	3 64
	160	Ben Wilcox	E1	↓ R2									6	0 3
		Danny Warchus	(T2)	X									2	3 69

FINAL SCORE 3 69

- T2 - Takedown  
R2 - Reversal  
E1 - Escape  
N2 - Near fall  
N3 - Near fall (5 seconds)  
N4 - Near fall (as a result of injury or bleeding)  
Sw - Stalling Warning  
S - Stalling

TV - Technical Violation  
P - Illegal Hold/Maneuver or Unnecessary Roughness  
RO - Ride-out  
C - Caution  
C1 - Points Earned After 2nd Caution  
CMW - Coach Misconduct Warning

CM - Coach Misconduct  
W - Warning  
FS - False Start  
UCM - Unsportsmanlike Conduct - Match Point  
UCT - Unsportsmanlike Conduct - Team Point  
FMC - Flagrant Misconduct  
F - 1:38 Fall

TF - 4:25 Technical Fall  
For - Forfeit  
Def - Default  
DQ - Disqualified  
Dec - Decision  
MD - Major Decision  
▲ - Selects Up  
▼ - Selects Down  
= - Selects Neutral

OT - Overtime  
SV - Sudden Victory  
TB - Tiebreaker  
UTB - Ultimate Tiebreaker  
IT - Injury Time  
IT - (= ▲ ▼) choice after 2nd Injury Time-out  
BT - Blood Time

NOTE:  
Circle first point(s) scored





CHOICE	WT	WRESTLERS	DATE: 1/3/17		TIME: 7:00 pm		REFEREE: B. Shaw		7:24											
			1ST PERIOD	2ND PERIOD	3RD PERIOD	SCORE	OVERTIME				MATCH RESULTS	TEAM SCORE								
							SV	TB1	TB2	UTB		H	V							
	160	Forfeit	(FF)																	
		Kaleb Kameker																	0	6
	170	Gavin Wilkerson	(E) (E) (N) (C)		X (Fall 2:28)														0	6
		Elyan Hilliard	(E)		(Fall 2:28)														6	0
	182	Jopi Leise	(E) (N) (Fall 0:58)																6	6
		Tristan Boreland																	6	0
	195	Jaron Miller	(FF)																12	6
		Forfeit																	6	0
	220	Nyatt Owen	(FF)																18	6
		Forfeit																	6	0
	285	Derek Sreenan	(T2) (N2) (Fall 1:02)																24	6
		Brenden Good																	6	0
	106	Cole Bowless	(T2) (Fall 0:19)																30	6
		Ian Hertenrater																	6	0
	113	Adam Wilcox	(FF)																36	6
		Forfeit																	6	0
	120	Andrew Ischo	(T2) (Fall 0:44)																42	6
		Mason Boreland																	6	0
	126	Gabe Bowless	(FF)																48	6
		Forfeit																	6	0
	132	Hunter Michaels	(FF)																54	6
		Forfeit																	6	0
	138	Cole Matthews	(T2) (T2) (T2) (T2) (T2)		X (Fall 2:30)														60	6
		Michael Dierflinger	(E) (E) (E) (E)																66	6
	145	Chaise Hauck	(T2)		R2														7	3
		Michael Antal																	1	69
	152	Hunter Thompson																	1	0
		Nathanael Henriquez	(TV)																2	69

TV - Technical Violation      CM - Coach Misconduct      TF - 4:25 Technical Fall      OT - Overtime  
 W - Win      For - Forfeit      For - Forfeit      SV - Sudden Victory

FINAL SCORE (69 9)



HOME: Lakeview

VISITOR: Reynolds

DATE: 1/5/17 TIME: 8:00 pm

REFEREE: John Butch

CHOICE	WT	WRESTLERS	1ST PERIOD	2ND PERIOD	3RD PERIOD	SCORE	OVERTIME				MATCH SCORE	MATCH RESULTS	TEAM SCORE	
							SV	TB1	TB2	UTB			H	V
*	132	Hunter Michaels	(T2) N2 N2 (Fall 1:53)					↑	↑	↑			0	6
		Dylan McConnell						↑	↑	↑			0	6
	138	Cole Matthews	(T2) Fall 0:48					↑	↑	↑			0	6
		Zac Tingley						↑	↑	↑			0	12
*	145	Chaise Hauck	(FF)					↑	↑	↑			0	6
		(FF)						↑	↑	↑			0	18
	152	Hunter Thompson	(FF)					↑	↑	↑			0	6
		(FF)						↑	↑	↑			0	24
*	160	Ben Wilcox	(T2) N3	X T2 N3 N2	↑ N3 (TF 4:52)	(15)		↑	↑	↑		(15)	0	5
		Greg Ferlin		=		(0)		↑	↑	↑		(0)	0	29
	170	Gavin Wilkerson	(T2) T2 T2 N2 (Fall 1:28)					↑	↑	↑			0	6
		Braden Yeager	E, E					↑	↑	↑			0	35
*	182	Joel Leise	(T2) N2 (Fall 0:36)					↑	↑	↑			0	6
		Doug Lumley						↑	↑	↑			0	41
	195	Jared Miller	(FF)					↑	↑	↑			0	6
		(FF)						↑	↑	↑			0	47
*	220	Wyatt Owen	(T2)	X C (BT 0:31) N3	↓ E T2 (Fall 4:45)			↑	↑	↑			0	6
		Matt Mayne	TV, 1	↓				↑	↑	↑			0	53
	285	Derek Skeeham	E	S	↓ E E	(3)		↑	↑	↑		(3)	3	0
		Tyler Zebrovich	(T2)	↓ E	T2 (BT 0:25)	(5)		↑	↑	↑		(5)	3	53
*	106	Cole Bayless	(FF)					↑	↑	↑			0	6
		Forfeit						↑	↑	↑			3	59
	113	Adam Wilcox	(T2) N2	↓ R2 N3	R2 TV N3 (TF 4:42)	(15)		↑	↑	↑		(15)	0	5
		Wyatt Zebrovich		X	↑	(0)		↑	↑	↑		(0)	3	64
*	120	Andrew Ischo	(FF)					↑	↑	↑			0	6
		(FF)						↑	↑	↑			3	70
	126	Gabe Bayless	(T2) T2	↓	R2	(6)		↑	↑	↑		(6)	0	3
		Owen Clayton	E	X N2	↑	(3)		↑	↑	↑		(3)	3	73

T2 - Takedown  
R2 - Reversal  
E - Escape

TV - Technical Violation  
P - Illegal Hold/Maneuver or  
Unnecessary Roughness

CM - Coach Misconduct  
W - Warning  
FS - False Start  
DC - Disqualifying Conduct

TF - 4:25 Technical Fall  
For - Forfeit  
Def - Default  
DQ - Disqualified

OT - Overtime  
SV - Sudden Victory  
TB - Tiebreaker  
UTB - Ultimate Tiebreaker

NOTE:

FINAL  
SCORE

(3) 73



HOME: Reynolds

VISITOR: SHARPSVILLE

## DUAL MEET SCORESHEET

DATE: 1/11/17

TIME: 7:00 pm

REFEREE: Dave Kelly

CHOICE	WT	WRESTLERS	1ST PERIOD	2ND PERIOD	3RD PERIOD	SCORE	SV	TB1	TB2	UTB	MATCH SCORE	MATCH RESULTS	TEAM SCORE
													H V
*	285	Derrick Skachew	(T2)	X N3	↓ E1 T2	(8)					(8)		3 0
		Tristan Stoner	S	↓ E1	E1	(2)					(2)		3 0
	106	Cole Bayless	(T2) (Fall 0:45)										6 0
		Zack Hermann											9 0
*	113	Adam Wilcox	(T2) N2 (Fall 0:46)										6 0
		William Divens											15 0
	120	Andrew Ischo											6 0
		Forfeit	(F)										21 0
*	126	Gage Bayless	(T2) (Fall 0:23)										6 0
		Ben Henwood											27 0
	132	Hunter Michaels	(T2) T2 (Fall 0:41)										6 0
		Aaron Stephenson	E1										33 0
*	138	Cole Matthews	(T2) (Fall 0:25)										6 0
		Jordan Burke											39 0
	145	Chaise Hauck	(T2) N3	↓ E1 T2 N3									5 0
		Peyton Schell		X	= T2 N3 (TF 5:35)	(16)							44 0
*	152	Hunter Thompson	(T2) N3 N3	X TV E1 T2	↓ R2 (Fall 4:53)	(0)							6 0
		Tyler Layman		↑ S									50 0
	160	Ben Wilcox		E1	↓								0 3
		Cameron Prebble		↓ R2 T2 C		(1)							50 3
	170	Gavin Wilkerson	(T2) (Fall 1:58)			(4)							6 0
		Nick Enos											56 3
	182	Joel Leise	(T2) (Fall 0:28)										6 0
		Marcus Preister											62 3
	195	Jarod Miller	(T2) T2 T2 N2 N2	X (Fall 2:51)									6 0
		Matt Harenchar	E1 E1	↓									68 3
220		Wyatt Owen	(T2)	↓ R2 N2									6 0
		Damon Tedran		X S	= T2 (Fall 5:20)								74 3

Knockdown  
Reversal  
Escape  
Near fall  
Near fall (5 seconds)  
Near fall (as a result of)  
Near fall (bleeding)  
Near fall (warning)

TV - Technical Violation  
P - Illegal Hold/Maneuver or  
Unnecessary Roughness  
RO - Ride-out  
C - Caution  
C1 - Points Earned  
After 2nd Caution  
CMW - Coach Misconduct  
Warning

CM - Coach Misconduct  
W - Warning  
FS - False Start  
UCM - Unsportsmanlike Conduct  
- Match Point  
UCT - Unsportsmanlike Conduct  
- Team Point  
FMC - Flagrant Misconduct  
F - 1:38 Fall

TF - 4:25 Technical Fall  
For - Forfeit  
Def - Default  
DQ - Disqualified  
Dec - Decision  
MD - Major Decision  
▲ - Selects Up  
▼ - Selects Down  
= - Selects Neutral

OT - Overtime  
SV - Sudden Victory  
TB - Tiebreaker  
UTB - Ultimate Tiebreaker  
IT - Injury Time  
IT - (= ▲ ▼) choice  
after 2nd Injury  
Time-out  
BT - Blood Time

NOTE:  
Circle first  
point(s) scored

FINAL  
SCORE

(74 3)





# DUAL MEET SCORESHEET

HOME: Reynolds

VISITOR: Franklin

DATE: 1/14/17

TIME: 6:40pm

REFEREE: [Signature]

CHOICE	WT	WRESTLERS	1ST PERIOD	2ND PERIOD	3RD PERIOD	SCORE	SV	TB1	TB2	UTB	MATCH SCORE	MATCH RESULTS	TEAM SCORE
													H V
*	113	Adam Wilcox	BT: 0:39	X R2 R2	↓ R2 R2	8							3 0
		Matt Vincent		↓ (R2) R2		6							3 0
	120	Andrew Ischo	T2 Fall 0:56										6 0
		George Coon											9 0
*	126	Gage Bayless	FF										6 0
		Forfeit											21 0
	132	Hunter Michaels	T2 Fall 0:35										6 0
		Harley Chatley											27 0
*	138	Cole Matthews	T2 NZT2N4P, T2 Fall 1:26										6 0
		Austin Sanford	E1 E1	R2 N3 N3	↓ R2 Fall 4:44								33 0
	145	Chaise Hauck	T2	↓ R2 INJ: 1:19 STD: 22									3 6
		Bruce Murphy		X T2	↓ R2 (BT) 0:33	6							36 0
*	152	Hunter Thompson	T2	↓ E1	↓ R2	3							0 6
		Vinnie Greco		↓ N2 E1	↓ E1 T2								36 6
	160	Ben Wilcox	E1	↓ R2	Fall 4:52								6 0
		Dawson Jones	T2	X Fall 2:57									42 6
*	170	Gavin Wilkerson	T2 N3	↓									6 0
		Hunter Exley											48 6
	182	Joel Leise	T2 Fall 0:47										6 0
		Hagan Cook											54 6
*	195	Jarrod Miller	T2 Fall 1:02										6 0
		Holden Cook		↓ E1 T2 N2	T2 Fall 5:31								6 0
	220	Wyatt Owen	T2	X									6 0
		Zach Baughman		↓ R2 R2	Fall 3:49								6 0
*	285	Derek Skeehan	T2	↓ R2									6 0
		Josh Nettles											72 6
	100	Cole Bayless	FF										72 6
		Forfeit											72 6

FINAL SCORE 72 6

- T2 - Takedown
- R2 - Reversal
- E1 - Escape
- N2 - Near fall
- N3 - Near fall (5 seconds)
- N4 - Near fall (as a result of injury or bleeding)
- Sw - Stalling Warning
- S - Stalling

- TV - Technical Violation
- P - Illegal Hold/Maneuver or Unnecessary Roughness
- RO - Ride-out
- C - Caution
- C1 - Points Earned After 2nd Caution
- CMW - Coach Misconduct Warning

- CM - Coach Misconduct
- W - Warning
- FS - False Start
- UCM - Unsportsmanlike Conduct
- UCT - Unsportsmanlike Conduct
- FMC - Flagrant Misconduct
- F - 1:38 Fall

- TF - 4:25 Technical Fall
- For - Forfeit
- Def - Default
- DQ - Disqualified
- Dec - Decision
- MD - Major Decision
- ▲ - Selects Up
- ▼ - Selects Down
- = - Selects Neutral

- OT - Overtime
- SV - Sudden Victory
- TB - Tiebreaker
- UTB - Ultimate Tiebreaker
- IT - Injury Time
- IT - (= ▲ ▼) choice after 2nd Injury Time-out
- BT - Blood Time

NOTE: Circle first point(s) scored





# DUAL MEET SCORESHEET

HOME: Mercer

VISITOR: Reynolds

DATE: 1/18/17

TIME: 7:30 pm

REFEREE: Edward C. Pe 8:25

CHOICE	WT	WRESTLERS	1ST PERIOD	2ND PERIOD	3RD PERIOD	SCORE	OVERTIME				MATCH SCORE	MATCH RESULTS	TEAM SCORE	
							SV	TB1	TB2	UTB			H	V
↓														
*	152	Hunter Thompson	R <sub>2</sub>	X	↓ E (PTO:48)	4							3	0
		Will Chess	T <sub>2</sub> E <sub>1</sub>	↓ C E <sub>1</sub>	S	3							3	0
	160	Ben Wilcox											0	6
		Forfeit	(FF)										3	6
	170	Gavin Wilkerson											0	6
*		Forfeit	(FF)										3	12
	182	Jael Leise											0	6
		Forfeit	(FF)										3	18
	195	Jared Miller	T <sub>2</sub> N <sub>3</sub> N <sub>2</sub>	X R <sub>2</sub> (Fall 7:53)									0	6
*		Nathan Mitchell		↑									3	30
	220	Wyatt Owen	T <sub>2</sub> (Fall 1:50)										3	0
		Garrett Shiemke		↓ E <sub>1</sub>	S	3				↓ E.P.		1	3	33
*	285	Derek Skerhan			↓ E	1							0	6
		Bobby Georgy											3	39
	106	Adam Wilcox	T <sub>2</sub> (Fall 1:05)										0	6
		Noah McHughan											3	45
*	113	Cole Bayless											0	6
		Forfeit	(FF)										3	51
	120	Andrew Ischo											0	5
		Forfeit	(FF)										3	56
	126	Gabe Bayless	T <sub>2</sub> N <sub>3</sub> N <sub>3</sub>	X R <sub>2</sub>	↓ R <sub>2</sub> N <sub>2</sub> T <sub>2</sub> (5:05)	16							0	3
*		Alex Chess	C	↑	E <sub>1</sub>	9							3	59
	132	Hunter Michaels	R <sub>2</sub> N <sub>3</sub>	↓	R <sub>2</sub> T <sub>2</sub>	3							0	6
		Brad Filer	T <sub>2</sub>	X	↑ E <sub>1</sub>								3	65
*	138	Cole Matthews											0	6
		Forfeit	(FF)										3	71
	145	Chaise Hauck											3	71
		Forfeit	(FF)											

FINAL SCORE

- T<sub>2</sub> - Takedown
- R<sub>2</sub> - Reversal
- E<sub>1</sub> - Escape
- N<sub>2</sub> - Near fall
- N<sub>3</sub> - Near fall (5 seconds)
- N<sub>4</sub> - Near fall (as a result of injury or bleeding)
- Sw - Stalling Warning
- S - Stalling

- TV - Technical Violation
- P - Illegal Hold/Maneuver or Unnecessary Roughness
- RO - Ride-out
- C - Caution
- C<sub>1</sub> - Points Earned After 2nd Caution
- CM<sub>w</sub> - Coach Misconduct Warning

- CM - Coach Misconduct
- W - Warning
- FS - False Start
- UCM - Unsportsmanlike Conduct
- UCT - Unsportsmanlike Conduct
- FMC - Flagrant Misconduct
- F - 1:38 Fall

- TF - 4:25 Technical Fall
- For - Forfeit
- Def - Default
- DQ - Disqualified
- Dec - Decision
- MD - Major Decision
- ▲ - Selects Up
- ▼ - Selects Down
- = - Selects Neutral

- OT - Overtime
- SV - Sudden Victory
- TB - Tiebreaker
- UTB - Ultimate Tiebreaker
- IT - Injury Time
- IT - (=▲▼) choice after 2nd Injury Time-out
- BT - Blood Time

NOTE: Circle first point(s) scored





# Brookville Duals

## DUAL MEET SCORESHEET

HOME: Burrel

VISITOR: Reynolds

DATE: 1/21/17

TIME: 10:15 AM

REFEREE: Gustkey

11/13

CHOICE	WT	WRESTLERS	1ST PERIOD	2ND PERIOD	3RD PERIOD	SCORE	OVERTIME				MATCH SCORE	MATCH RESULTS	TEAM SCORE	
							SV	TB1	TB2	UTB			H	V
*	126	Gage Bayless	(T <sub>1</sub> )	X		2	↑	↑	↑				3	0
		Dylan Jeffrey	E <sub>1</sub>	↓ E <sub>1</sub> T <sub>2</sub>		6	↑	↑	↑				3	0
	132	Hunter Michaels	(T <sub>1</sub> ) (Fall 1:27)			5	↑	↑	↑				0	6
		Ethan Aves				0	↑	↑	↑				3	6
*	138	Cole Matthews	(T <sub>1</sub> ) (Fall 0:38)			4	↑	↑	↑				0	6
		Danny McCarthy	E <sub>1</sub>			1	↑	↑	↑				3	12
	145	Chaise Hauck	(FF)				↑	↑	↑				0	6
		Forfeit					↑	↑	↑				3	18
*	152	Hunter Thompson	(FF)				↑	↑	↑				0	6
		Forfeit					↑	↑	↑				3	24
	160	Ben Wilcox	(FF)				↑	↑	↑				0	6
		Forfeit					↑	↑	↑				3	30
*	170	Gavin Wilkerson	(T <sub>1</sub> ) (Fall 1:14)			7	↑	↑	↑				0	6
		Cotton Moorehead	E <sub>1</sub>			1	↑	↑	↑				3	36
	182	Joel Leise				3	↑	↑	↑				0	3
		Anthony Marra		↓ E <sub>1</sub>	↓ E <sub>1</sub> T <sub>2</sub> S	2	↑	↑	↑				3	39
*	195	Jared Miller	(T <sub>2</sub> ) (Fall 0:31)			2	↑	↑	↑				0	6
		Nason Slantovsky				0	↑	↑	↑				3	45
	220	Derek Skeehan				5	↑	↑	↑				0	3
		Phillip Cautch		↓ E <sub>1</sub>	↓ E <sub>1</sub> T <sub>2</sub>	1	↑	↑	↑				3	48
*	255	Cole Rickert	(FF)				↑	↑	↑				0	6
		Forfeit					↑	↑	↑				3	54
	100	Adam Wilcox	E <sub>1</sub>	↓		1	↑	↑	↑				3	0
		Trent Valochuk	(T <sub>2</sub> ) T <sub>2</sub>	X		4	↑	↑	↑				6	54
*	113	Beau Bayless	(T <sub>2</sub> )	↓ R <sub>2</sub>		0	↑	↑	↑				0	3
		Bryan Gawi				5	↑	↑	↑				6	57
	120	Andrew Ischo	(T <sub>2</sub> )			3	↑	↑	↑				0	3
		Trent Bechtold		↓ E <sub>1</sub>	↓ E <sub>1</sub> T <sub>2</sub>		↑	↑	↑				6	60

T<sub>2</sub> - Takedown  
R<sub>2</sub> - Reversal  
E<sub>1</sub> - Escape  
N<sub>2</sub> - Near fall  
N<sub>3</sub> - Near fall (5 seconds)

TV - Technical Violation  
P - Illegal Hold/Maneuver or Unnecessary Roughness  
RO - Ride-out

CM - Coach Misconduct  
W - Warning  
FS - False Start  
UCM - Unnecessary Control Move

TF - 4.25 Technical Fall  
For - Forfeit  
Def - Default

OT - Overtime  
SV - Sudden Victory

FINAL



# DUAL MEET SCORESHEET

HOME: Chestnut Ridge

VISITOR: Reynolds

DATE: 1/21/17

TIME: 12:00

REFEREE: 1/1/17 12:46 pm

CHOICE	WT	WRESTLERS	1ST PERIOD	2ND PERIOD	3RD PERIOD	SCORE	OVERTIME				MATCH SCORE	MATCH RESULTS	TEAM SCORE	
							SV	TB1	TB2	UTB			H	V
		Hunter Michaels	(T2) Fall 0:47			2							0	6
		Ty Claycomb				0							0	6
		Cole Matthews	(T2) Fall 0:34			2							0	12
		Scott Miller				0							4	0
		Chaise Hauck		X E E	↓ E E	4							4	12
		Justin McCoy	(T2) N2	= T2 T2 T2	↓ E	14							0	3
		Hunter Thompson	E	T2 N3	↓ S	7							4	15
		Levi Hobson	(T2) N2	↓ E	↓	5							3	0
		Pen Wilcox		X	↓	0							7	15
		Morgan Deremer	(T2)	↓ R2 N2	C	6							6	0
		Bryce McCloskey				0							13	15
		Jared McGill	(T2)	↓ R2 (Fall 2:21)		4							0	6
		Gavin Willerson	(T2) N3 (Fall 1:16)			5							13	21
		Phillip Dull				0							0	6
		Joel Leise	(T2) (Fall 0:48)			2							13	27
		Austin Crouse				0							0	6
		Jarod Miller	(T2) (Fall 1:07)			2							13	33
		Dunne Knisley				0							0	6
		Nyatt Owen	(T2)	= T2	= T2 (Fall 4:53)	4							13	39
		Dalton Seac				0							0	6
		Beau Bayless	(T2) N3 (Fall 0:50)			5							13	45
		Caleb Holderbaum				0							0	0
		Forfeit	(FF)										19	45
		Dylan Williams											0	6
		Andrew Ischo	(FF)										19	51
		Forfeit											0	5
		Gage Bayless	(T2) N2 N3	↓ E T2 N3	T2 (TF 4:23)	15							19	56
		Seth Harbaugh		X		0								

FINAL SCORE 19 56

T - Takedown  
TV - Technical Violation  
CM - Coach Misconduct  
W - Warning  
TF - 4:25 Technical Fall  
For - Forfeit  
OT - Overtime  
SV - Sudden Victory  
TB - Tiebreaker



HOME: Reynolds

BROOKVILLE DUALS

VISITOR: Bishop McCort

# DUAL MEET SCORESHEET

DATE: 1/21/17

TIME: 2:30pm

GAVIN FASTEST DN 0:10 1/21/17

REFEREE: [Signature]

CHOICE	WT	WRESTLERS	1ST PERIOD	2ND PERIOD	3RD PERIOD	SCORE	SV	TB1	TB2	UTB	MATCH SCORE	MATCH RESULTS	TEAM SCORE
													H V
	130	Cole Matthews											3 0
*	145	Camell Andrews	T2 T2										3 0
		Chaise Hauck	E										6 0
		Robert Coleman	T2 N2 T2	Fall 1:10									9 0
	152	Hunter Thompson	E										6 0
		Forfeit	FF										15 0
*	160	Ben Wilcox											6 0
		Forfeit	FF										21 0
	170	Gavin Wilkerson	T2	Fall 0:10									6 0
		Denver Meier											27 0
*	182	Joel Leise											6 0
		Forfeit	FF										33 0
	195	Jarod Miller											0 3
		Anthony Walters	C										33 3
*	220	Wyatt Owen	T2										6 0
		Michael Koslin	T2	Fall 1:37									39 3
	255	Derek Skeehan	TV										6 0
		Taylor Smitherman	T2	Fall 0:44									45 3
*	100	Beau Bayless	T2 T2 N2										3 0
		Kaden Cassidy	E										48 3
	113	Adam Wilcox											0 4
		Sebastian Kekich	T2										48 7
*	120	Andrew Ischo	T2	Fall 0:14									6 0
		Kole Lichtenfels											54 7
	124	Gage Bayless											6 0
		Forfeit	FF										60 7
*	132	Hunter Michaels	T2	Fall 0:13									6 0
		Devin Boxler											60 7

FINAL SCORE 66 7

NOTE:

T2 - Takedown  
R2 - Reversal  
E1 - Escape  
N2 - Near fall  
N3 - Near fall (5 seconds)

TV - Technical Violation  
P - Illegal Hold/Maneuver or Unnecessary Roughness  
RO - Ride-out

CM - Coach Misconduct  
W - Warning  
FS - False Start  
UCM - Unsportsmanlike Conduct

TF - 4:25 Technical Fall  
For - Forfeit  
Def - Default  
DO - Disqualified

OT - Overtime  
SV - Sudden Victory  
TB - Tiebreaker  
UTB - Ultimate Tiebreaker



# BROOKVILLE DUALS

## DUAL MEET SCORESHEET

HOME: Brookville

VISITOR: Reynolds

DATE: 1/21/17

TIME: 6:00pm

REFEREE: Jim S. 7:47

CHOICE	WT	WRESTLERS	1ST PERIOD	2ND PERIOD	3RD PERIOD	SCORE	SV	TB1	TB2	UTB	MATCH SCORE	MATCH RESULTS	TEAM SCORE
													H V
152		Hunter Thompson	E, E, S	8:03 E	↓ E, T <sub>2</sub>	8		↑	↑	↑			4 0
		Caleb Hetrick	C, T <sub>2</sub> , T <sub>2</sub>	↓ E, C, T <sub>2</sub> , T <sub>2</sub>	↓ E, T <sub>2</sub>	14		↑	↑	↑			4 0
160		Ben Wilcox	R, N <sub>3</sub>	X	↓ E, T <sub>2</sub>	8		↑	↑	↑			0 3
		Clayton Peace	(T <sub>2</sub> E)	↓	↓ E, T <sub>2</sub>	3		↑	↑	↑			4 3
170		Bryce McCloskey			↓ E <sub>1</sub>	3		X	↓ E <sub>1</sub>	↑			2 3
		Tyler Park			↓ E <sub>1</sub>	2		↓	T <sub>2</sub>	↑			3 7
182		Gavin Wilkerson	T <sub>2</sub> , T <sub>2</sub> , T <sub>2</sub>	↓ E, S	↓ E, T <sub>2</sub> , C	11		↑	↑	↑			0 3
		Noan Cesliski	E, E <sub>1</sub>	↓ E <sub>1</sub>	↓ E <sub>1</sub>	4		↑	↑	↑			7 9
195		Joel Lise		↓ E <sub>1</sub>	T <sub>2</sub>	3		↑	↑	↑			3 0
		Xavier Molar		X S	↓ E <sub>1</sub>	1			↑	↑			2 3
220		Jared Miller	S	X	↓ C, E <sub>1</sub>	2		X	↓ E <sub>1</sub>	↑			3 10
		Tyler Cook		↓ E <sub>1</sub>	↓ E, T <sub>2</sub>	3		↓ R <sub>2</sub>	↑	↑			0 3
		Derek Skeenan				0		↑	↑	↑			10 12
		Tanner LaBonne		↓				↑	↑	↑			0 6
106		Beau Bayless	(T <sub>2</sub> ) (Fall 1:05)					↑	↑	↑			10 18
		Parker Fleming						↑	↑	↑			3 0
113		Adam Wilcox		↓		0		↑	↑	↑			13 18
		Cabe Park	(T <sub>2</sub> )	X	=	2		↑	↑	↑			0 3
120		Andrew Ischo	(T <sub>2</sub> )	X (INJ 0:35)	↓ S	2		↑	↑	↑			13 21
		Keelan Kunselman		↓ E <sub>1</sub>	CC	1		↑	↑	↑			3 0
126		Gage Bayless	E <sub>1</sub>	↓ E <sub>1</sub>		2		↑	↑	↑			16 21
		Gavin Park	(T <sub>2</sub> )	X (N <sub>3</sub> )	=	5		↑	↑	↑			6 6
132		Hunter Michaels	(T <sub>2</sub> ) T <sub>2</sub>	X (BT 0:53 N <sub>3</sub> Fall 3:38)				↑	↑	↑			16 27
		Kai Sorbin	E, E <sub>1</sub> , T <sub>2</sub>	↓				↑	↑	↑			0 4
138		Cole Matthews	(T <sub>2</sub> ) T <sub>2</sub> , T <sub>2</sub>	↓ R <sub>2</sub> , T <sub>2</sub> , T <sub>2</sub>	T <sub>2</sub>	14		↑	↑	↑			16 31
		Dontae Constable	E, E <sub>1</sub>	X E <sub>1</sub> , E <sub>1</sub>	↓ E <sub>1</sub> , E <sub>1</sub>	6		↑	↑	↑			0 6
145		Chaise Hawk	(T <sub>2</sub> ) (Fall 0:46)					↑	↑	↑			16 3
		Josh Keesecker						↑	↑	↑			16 2

FINAL SCORE 16 2

T<sub>2</sub> - Takedown    TV - Technical Violation    CM - Coach Misconduct    TF - 4:25 Technical Fall    OT - Overtime    SV - Sudden Victory



# DUAL MEET SCORESHEET

HOME: Cathedral Prep

VISITOR: Reynolds

DATE: 1/24/17

TIME: 7:00pm

REFEREE: 251/21/8157

CHOICE	WT	WRESTLERS	1ST PERIOD	2ND PERIOD	3RD PERIOD	SCORE	OVERTIME				MATCH RESULTS		TEAM SCORE	
							SV	TB1	TB2	UTB	MATCH SCORE	MATCH RESULTS	H	V
						0							6	0
						2							6	0
*	152	Hunter Thompson	(T2) Fall 0:55			5							5	0
		Carter Starocci	E1 (INJ 1:03)	E1	↓ E1 E1 E1	20							11	0
	160	Ben Wilcox	(T2) T2 N2	↓ R2 N2 T2	(TF 5:27)	17							0	5
		Dazjon Casto	(T2) T2 N2	X N3 N2 N3	= T2 (TF 4:10)	1							11	5
*	170	Gravin Wikerson	E1	↓	T2	6							0	3
		Kyle Carter	(T2) BT 0:28	↓ BT 1:07 R2		0							11	8
	182	Joel Leise	X	X	=	1							3	0
		Luigi Yates	X	↓ E1		5							14	8
*	195	Jarod Miller	(T2)	↓	N3 S	3							3	0
		Evan Seiker	(T2)	↓ E1 E1	E1	10							17	8
	220	Wyatt Owen	S	↓ E1 E1	↓ E1 T2 S	2							4	0
		Michael Hughes	(T2)	X T2 (INJ 0:25) T2	↓ R2	15							21	8
	285	Derek Skeenan	(T2) N2 N3	X	C N3 E1 T2 N2								6	0
*		Kawaun DeBae	(T2) N2 N3	↑ C									27	8
	106	Cole Bayless	X	(Fall 3:11)	↑ N3 (TF 4:37)	15							0	5
		Jacob Brumett	(T2)	X T2 N2 N3		0							27	13
	113	Beau Bayless	(T2) N3	=		9							0	4
*		Alex Chelton			↓ R2 T2	1							27	17
	120	Andrew Ischo	(T2)	↓	S E1	2							0	3
		Brady Sittinger	BT	X	↓ S	1							27	20
	126	Grace Bayless	(T2)	↓ E1	C	19							0	4
*		Andrew Stark	(INJ 1:23)	↓ E1 R2 N2	E1 T2 N3	5							27	24
	132	Hunter Michaels	(T2) N2 N3	X C T2 C	= T2 N2								0	6
		Tyler McKinney	(T2) E1 T2 N3	X E1 T2 (Fall 4:20)									27	30
	136	Cole Matthews	R2	↓ R2	↓ E1								2	0
*		Spencer Staab											1	3
	145	Chaise Hauck		↓ E1									27	33
		Albert Taylor											27	33

FINAL SCORE

- T2 - Takedown
- R2 - Reversal
- E1 - Escape
- N2 - Near fall (5 seconds)
- N3 - Near fall (as a result of injury or bleeding)
- N4 - Stalling Warning
- Sw - Stalling

- TV - Technical Violation
- P - Illegal Hold/Maneuver or Unnecessary Roughness
- RO - Ride-out
- C - Caution
- C1 - Points Earned After 2nd Caution
- CMw - Coach Misconduct Warning

- CM - Coach Misconduct
- W - Warning
- FS - False Start
- UCM - Unsportsmanlike Conduct
- UCT - Unsportsmanlike Conduct
- FMC - Flagrant Misconduct
- F - 1:38 Fall

- TF - 4:25 Technical Fall
- For - Forfeit
- Def - Default
- DQ - Disqualified
- Dec - Decision
- MD - Major Decision
- ▲ - Selects Up
- ▼ - Selects Down
- = - Selects Neutral

- OT - Overtime
- SV - Sudden Victory
- TB - Tiebreaker
- UTB - Ultimate Tiebreaker
- IT - Injury Time
- IT - (=▲▼) choice after 2nd Injury Time-out
- BT - Blood Time

NOTE: Circle first point(s) scored





Sr. Night

## DUAL MEET SCORESHEET

8:22

HOME: Reynolds

VISITOR: Sharon

DATE: 1/25/17

TIME: 7:30 pm

REFEREE: J. R. H. P. R. R. R.

CHOICE	WT	WRESTLERS	1ST PERIOD	2ND PERIOD	3RD PERIOD	SCORE	OVERTIME				MATCH SCORE	MATCH RESULTS	TEAM SCORE	
							SV	TB1	TB2	UTB			H	V
	182	Joel Leise	(FF)										6	0
		Forfeit											6	0
*	195	Jarod Miller	(FF)										12	0
		forfeit											6	0
	220	Wyatt Owen	(FF)										18	0
		Forfeit											6	0
*	285	Cole Rickert	(FF)										24	0
		Forfeit											6	0
	100	Cole Bayless	(FF)										30	0
		forfeit											6	0
*	115	Beau Bayless	(FF)										36	0
		Forfeit											6	0
	120	Andrew Ischo	(T2) N2	↓ E, T2 N4 T2 N3	T2 (TF 5:7)	(18)							5	0
		Kenn Huff	C E	X (T 0.31) E	↓ E	(3)							41	0
*	124	Gage Bayless	(FF)										6	0
		Forfeit											47	0
	132	Hunter Michaels	(T2) N2	↓ E, T2 N2 N3 N2	T2 (TF 5:5)	(16)							5	0
		Luke Gaston		X	=	(0)							52	0
*	138	Cole Matthews	(FF)										6	0
		Forfeit											38	0
	145	Chaise Hauck	(T2)	↓ R2		(4)							3	0
		Sully Allen		X C C	=	(0)							61	0
*	152	Hunter Thompson	(FF)										6	0
		Forfeit											67	0
	160	Ben Wilcox	(T2) N3	↓ R2	T2 (TF 4:07)								6	0
		Zach Steines		X	=								73	0
*	170	Gavin Wilkerson	(T2)	X C S	↓ E, T2 C	(5)							3	0
		Nick McClumans	E1	↓	S	(1)							76	0

FINAL  
SCORE

(76 0)

T2 - Takedown  
R2 - Reversal  
E1 - Escape  
N2 - Near fall  
N3 - Near fall (5 seconds)  
N4 - Near fall (as a result of injury or bleeding)  
Stalling Warning

TV - Technical Violation  
P - Illegal Hold/Maneuver or Unnecessary Roughness  
RO - Ride-out  
C - Caution  
G1 - Points Earned After 2nd Caution  
CMW - Coach Misconduct

CM - Coach Misconduct  
W - Warning  
FS - False Start  
UCM - Unsportsmanlike Conduct - Match Point  
UCT - Unsportsmanlike Conduct - Team Point  
FMC - Flagrant Misconduct

TF - 4:25 Technical Fall  
For - Forfeit  
Def - Default  
DQ - Disqualified  
Dec - Decision  
MD - Major Decision  
▲ - Selects Up  
▼ - Selects Down

OT - Overtime  
SV - Sudden Victory  
TB - Tiebreaker  
UTB - Ultimate Tiebreaker  
IT - Injury Time  
IT - (= ▲ ▼) choice after 2nd Injury  
Time-out

NOTE:  
Circle first point(s) scored





# BORE MEET SCORESHEET

VISITOR: CASH

DATE: 2-4-2017 TIME: 9:00am

REFEREE: 92 J. J. J.

CHOICE	WT	WRESTLERS	1ST PERIOD	2ND PERIOD	3RD PERIOD	SCORE	OVERTIME				MATCH SCORE	MATCH RESULTS	TEAM SCORE	
							SV	TB1	TB2	UTB			H	V
*	130	Cole Matthews	(T2) N3 T2 T2 (Fall 1:36)										6	0
		Dakota Cochran	(BTO:23) E E										6	0
	145	Chaise Hauck											0	3
		Peyton Hearn	(T2)										0	3
+	152	Hunter Thompson	(FF)	↓ E1 T2	↓ E1 C T2	(7)						(7)	6	3
		Forfeit											6	0
	160	Ben Wilcox	(T2) (Fall 1:12)										12	3
		Evan Gerber	C										6	0
*	170	Gavin Wilkerson	(T2) N3 N2 (Fall 0:08)										18	3
		Scott Miller											6	0
	182	Joel Leise	(T2) (Fall 1:43)										24	3
		Devin Foster											6	0
*	195	Varod Miller	(T2) N1	X C N2	↓ E1 T2	(8)						(8)	3	0
		Jonathon Koser	E1 (BTO:23)	↓ (BTO:42) C	↓ E1	(2)						(2)	33	3
	220	Derek Skeehan	(T2)	T2	↓ E1 T2 T2	(9)						(9)	3	0
		Wes Gerber	E1	↓ E1 E1	E1	(4)						(4)	36	3
*	285	Cole Rickert	(T2) (Fall 1:00)	X T2 (Fall 2:32)									6	0
		Austin Kelly	E1	=									42	3
	104	Beau Bayless	(T2) (Fall 0:28)										6	0
		Henry Platt											48	3
*	113	Adam Wilcox	(T2) (Fall 0:24)										6	0
		Jason Krehler											54	3
	120	Andrew Ischo	(T2) (Fall 1:30)										6	0
		Kyle Lutzzenhiser											60	3
*	124	Gabe Bayless	(T2)	X	↓		(2)					(2)	3	0
		Brennan Land		↓			(0)					(0)	63	3
	132	Hunter Michaels	(T2) (Fall 1:42)										6	0
		Dominic Ellis											69	3

FINAL SCORE 693

T2 - Takedown  
R2 - Reversal  
E1 - Escape  
N2 - Near fall  
N2 - Near fall (5 seconds)

TV - Technical Violation  
P - Illegal Hold/Maneuver or Unnecessary Roughness  
RO - Ride-out  
C - Caution

CM - Coach Misconduct  
W - Warning  
FS - False Start  
UCM - Unsportsmanlike Conduct - Match Point  
UIC - Unsportsmanlike Conduct

TF - 4:25 Technical Fall  
For - Forfeit  
Def - Default  
DQ - Disqualified  
Dec - Decision  
MD - Major Decision

OT - Overtime  
SV - Sudden Victory  
TB - Tiebreaker  
UTB - Ultimate Tiebreaker  
IT - Injury Time  
IT - (= ▲ ▼) choice after 2nd Injury

NOTE:  
Circle first point(s) scored





HOME: SnegertownVISITOR: Reynolds

## DUAL MEET SCORESHEET

DATE: 2-4-2017TIME: 3:00 pmREFEREE: And 9-89

CHOICE	WT	WRESTLERS	1ST PERIOD	2ND PERIOD	3RD PERIOD	SCORE	SV	TB1	TB2	UTB	MATCH SCORE	MATCH RESULTS	TEAM SCORE
													H V
*	145	Chase Hauck	E <sub>1</sub>	X E <sub>1</sub> T <sub>2</sub>	↓ E <sub>1</sub> T <sub>2</sub>	7							0 3
		Jude Matlocks	(T <sub>2</sub> )	= T <sub>2</sub>		4							0 3
	52	Hunter Thompson		↓ E <sub>1</sub>		1							3 0
		Zachary Posega		X	↓ E <sub>1</sub> T <sub>2</sub>	3							3 3
*	160	Gavin Winkerson	(T <sub>2</sub> ) N <sub>2</sub> N <sub>3</sub> C T <sub>2</sub> N <sub>2</sub> N <sub>2</sub>	↓ E <sub>1</sub> T <sub>2</sub> (TF 2:43)		18							0 5
		Brent Elizon	E <sub>1</sub> E <sub>1</sub>			2							3 8
	170	Joel Leise	(T <sub>2</sub> ) N <sub>3</sub> Fall 1:27										0 6
		Jarrett Rubi											8 14
*	182	Forfeit	(FF)										6 0
		Braden Kantz											9 14
	195	Jarod Miller	E <sub>1</sub> E <sub>1</sub> E <sub>1</sub>	C E <sub>1</sub>	↓ E <sub>1</sub> E <sub>1</sub> E <sub>1</sub> E <sub>1</sub>	9							4 0
		Cody Mulligan	(T <sub>2</sub> ) T <sub>2</sub> T <sub>2</sub> T <sub>2</sub>	↓ E <sub>1</sub> T <sub>2</sub> T <sub>2</sub>	T <sub>2</sub> T <sub>2</sub> T <sub>2</sub> T <sub>2</sub>	21							13 14
	220	Derek Skeehan		↓ E <sub>1</sub> T <sub>2</sub>		3							0 3
*		Tyler Brooks			↓ E <sub>1</sub>	1							13 17
	285	Cole Rickert	(T <sub>2</sub> ) Fall 1:06										0 6
		Drake Hazlett											13 23
*	100	Beau Bayless	(FF)										0 6
		Forfeit											13 29
	113	Adam Wilcox	R <sub>2</sub>	↓ E <sub>1</sub> T <sub>2</sub>	= T <sub>2</sub>	7							0 3
		Alexander Kightlinger	(T <sub>2</sub> )	X	= T <sub>2</sub>	2							2 13 32
	120	Andrew Ischo	(T <sub>2</sub> )	X (BT 0:33)	= T <sub>2</sub>								0 3
*		Kenneth Kiser		↓ E <sub>1</sub> T <sub>2</sub>	E <sub>1</sub>								13 35
	124	Gage Bayless	(T <sub>2</sub> ) Fall 1:22										0 6
		Danish Bartholomew	E <sub>1</sub>										13 41
	132	Hunter Michaels	(T <sub>2</sub> ) Fall 0:24										0 6
*		Max Ravenscroft											13 53
	138	Cole Matthews	(T <sub>2</sub> ) Fall 0:54										13 53
		Jacob Sloan											13 53

FINAL  
SCORE

13 53

T<sub>2</sub> - Takedown  
R<sub>2</sub> - Reversal  
E<sub>1</sub> - Escape

TV - Technical Violation  
P - Illegal Hold/Maneuver or  
Unnecessary Roughness  
RO - Ride-out

CM - Coach Misconduct  
W - Warning  
FS - False Start  
UCM - Unsportsmanlike Conduct  
- Match Point

TF - 4:25 Technical Fall  
For - Forfeit  
Def - Default  
DQ - Disqualified  
Dec - Decision  
MD - Major Decision

OT - Overtime  
SV - Sudden Victory  
TB - Tiebreaker  
UTB - Ultimate Tiebreaker  
IT - Injury Time  
IT - (= ▲ ▼) choice  
after 2nd Injury

NOTE:  
Circle first  
point(s) scored





HOME: Reynolds

VISITOR: Harborcreek

DUAL MEET SCORESHEET

DATE: 2-4-2017 TIME: 5:00pm

6:27  
REFEREE: J. Smith

CHOICE	WT	WRESTLERS	1ST PERIOD	2ND PERIOD	3RD PERIOD	SCORE	OVERTIME				MATCH SCORE	MATCH RESULTS	TEAM SCORE	
							SV	TB1	TB2	UTB			H	V
*	153	Hunter Thompson	(T2) C	X	↓ E T2 T2	(7)						(7)	3	0
		Riley Plyler		↓ E	↓ E	(2)						(2)	3	0
	160	Ben Wilcox	E	↓ E	S	(2)						(2)	0	3
		Shane Watkins	(T2)	X	↓ C R2	(4)						(4)	3	3
*	170	Gavin Wilkerson	(T2) T2	X T2 T2	↓ R2 T2 (INJ 0:45)	(12)						(12)	4	0
		Zach Cassidy	E	↓ E E	E	(4)						(4)	7	3
	182	Joel Leise	(T2) (Fall 0:59)										6	0
		Lucas Faimar											13	3
*	195	Jared Miller	(T2)	X T2	↓ E	(5)						(5)	3	0
		Dominic Viscuso	E	↓ E E (INJ 1:01)		(3)						(3)	16	3
	220	Nyatt Owen	(T2)	↓ R2 R2 C	T2 (BT 0:32)	(8)						(8)	0	3
		Carlin Askins	E T2 N3	X R2 E	↓ E E T2 N2	(15)						(15)	16	6
*	285	Derek Skeenan		↓ E	N3	(4)						(4)	3	0
		Joe Newara				(0)						(0)	19	6
	106	Adam Wilcox	(T2) (Fall 0:24)										6	0
		Joe Capin											25	6
*	113	Beau Bayless	(T2) (Fall 1:02)										6	0
		Andrew Dalton											31	6
	120	Andrew Ischo	(T2) N2	↓ E T2 T2	T2 N3 N2	(16)						(16)	4	0
		Wisdom Dawds		X C E	↓ C E	(2)						(2)	35	6
*	126	Gabe Bayless	(T2)	X T2	↓ E T2	(7)						(7)	3	0
		Nick Osterkamp		= S	(BT 0:40)	(0)						(0)	38	6
	132	Hunter Michaels	(T2) (Fall 1:12)										6	0
		Klayton Rick											44	6
*	138	Core Matthews	(T2) (Fall 0:10)										6	0
		Hunter Lewis											50	6
	145	Chase Hauck	(T2) T2 N2	↓ R (Fall 3:48)									6	0
		Ethan Krysiak	E E	X									06	6

FINAL SCORE (566)

- T2 - Takedown
- R2 - Reversal
- E1 - Escape
- N2 - Near fall
- N3 - Near fall (5 seconds)
- N4 - Near fall (as a result of injury or bleeding)

- TV - Technical Violation
- P - Illegal Hold/Maneuver or Unnecessary Roughness
- RO - Ride-out
- C - Caution
- C1 - Points Earned After 2nd Caution
- CM - Coach Misconduct

- CM - Coach Misconduct
- W - Warning
- FS - False Start
- UCM - Unsportsmanlike Conduct - Match Point
- UCT - Unsportsmanlike Conduct - Team Point
- FMC - Flagrant Misconduct 1-3 Fall

- TF - 4:25 Technical Fall
- For - Forfeit
- Def - Default
- DQ - Disqualified
- Dec - Decision
- MD - Major Decision
- ▲ - Selects Up
- ▼ - Selects Down
- = - Selects Neutral

- OT - Overtime
- SV - Sudden Victory
- TB - Tiebreaker
- UTB - Ultimate Tiebreaker
- IT - Injury Time
- IT - (=▲▼) choice after 2nd Injury Time-out
- BT - Blood Time

NOTE:  
Circle first point(s) scored





State prelim. round

## DUAL MEET SCORESHEET

HOME: Reynolds

VISITOR: Honesdale

DATE: 2-9-2017

TIME: 2:00pm

REFEREE: *R. Ch*

3:13

CHOICE	WT	WRESTLERS	1ST PERIOD	2ND PERIOD	3RD PERIOD	SCORE	OVERTIME				MATCH SCORE	MATCH RESULTS	TEAM SCORE	
							SV	TB1	TB2	UTB			H	V
132		Hunter Michaels	(T2) Fall 0:57										6	0
		Matthew Davis											6	0
138		Cole Matthews	(T2) N3	X T2 T2 N3 N3	= T2 (Fall 5:02)								6	0
		Joe Rutledge		= E1 TV (BT 0:31) E1									12	0
145		Chaise Hauck	(T2)	↓ R2 N3	T2 N2 N2	(13)							(13)	4 0
		Brandon Lawson		X	↓ E1 (BT 0:11)	(1)							(1)	16 0
152		Hunter Thompson	(T2) (BT 0:43) T2	X	↓ E1 T2 T2 (BT 1:08)	(9)							(9)	3 0
		Gerald Pepper	E1 E1	↓	E1	(3)							(3)	19 0
160		Ben Wilcox	(T2) (Fall 2:26)										6	0
		Michael O'Day											25	0
170		Gavin Wilkerson	(T2) (Fall 0:42)										6	0
		Jake Kabonick											31	0
182		Joel Leise	(T2) (Fall 0:48)										6	0
		Beau Freiermuth											37	0
195		Jared Miller	(T2) N3	X C	↓ R2 E E1	(9)							(9)	0 3
		Alec Driggs		↓ C E1 T2 S	E1 T2 T2 T2	(10)							(10)	37 3
220		Wyatt Owen	(T2) N3		T2 N2 (Fall 2:52)								6	0
		John Kubns-Miller		=									43	3
285		Cole Rickert	(T2) (Fall 0:31)										6	0
		Matt Blaine											49	3
156		Adam Wilcox	(T2) (Fall 0:25)										6	0
		John Ingento											55	3
113		Beau Bayless	(T2) N3	X E1 T2 N2	↓ R2 (TF 5:08)	(15)							(15)	5 0
		Dennis Putzi		↑ S		(0)							(0)	60 3
120		Andrew Ischo	(T2) N2 T2 N3 T2	↓ E1 T2 T2	T2 (TF 4:25)	(18)							(18)	5 3
		Nick Lizza	E1 E1	X E1	=	(3)							(3)	65 3
126		Rocco Bartolo		X T2	= (BT 0:22) R2	(4)							(4)	0 3
		Troy Russell	(T2) N3	= P1	T2	(8)							(8)	65 6

FINAL SCORE

(65 6)

T2 - Takedown  
R2 - Reversal  
E1 - Escape

TV - Technical Violation  
P - Illegal Hold/Maneuver or Unnecessary Roughness

CM - Coach Misconduct  
W - Warning  
ES - False Start

TF - 4:25 Technical Fall  
For - Forfeit  
Def - Default

OT - Overtime  
SV - Sudden Victory  
TB - Tiebreaker

NOTE:



# State Quarter-Finals

## DUAL MEET SCORESHEET

HOME: Reynolds

VISITOR: Huntingdon

DATE: 2-10-2017 TIME: 12:00pm

REFEREE: Bob Cogan 1856

CHOICE	WT	WRESTLERS	1ST PERIOD	2ND PERIOD	3RD PERIOD	SCORE	OVERTIME				MATCH SCORE	MATCH RESULTS	TEAM SCORE	
							SV	TB1	TB2	UTB			H	V
	126	Gage Bayless		=	T2 (Fall 4:48)								6	0
		Izac Benson	(T2)S	X T2	=								6	0
*	132	Hunter Michaels	(T2)N3N3N3	↑ N3	R2N2 (TF 4:43)	(18)						(18)	5	0
		Jacob Wagner		R2	↑	(2)						(2)	11	0
	138	Cole Matthews	(T2)N3	↓ E1	T2SC	(9)						(9)	3	0
		Tyler Scott	(BT)0:14 N1	X	↓ (RT)0:47 SEE (INJ)52	(3)						(3)	14	0
*	145	Chaise Huck	(T2)T2	X T2	↓ R2	(8)						(8)	3	0
		Trenton Sheaffer	E1	↓ E1	E1	(3)						(3)	17	0
	152	Ben Wilcox		↓ E1		(1)						(1)	0	3
		Joseph Bailey		X	↓ N1 (NJ)0:45	(3) T2						(3)	17	3
*	160	Gavin Wilkerson		↓ (P1)	R2	(3)						(3)	0	3
		Seth Boney		N3	↓ E1 T2 ES	(7)						(7)	17	6
	170	Bruce McCloskey		↓ E1									0	6
		Jacob Oliver	(T2)	X T2 (Fall 3:17)									17	12
*	182	Joel Leise	(T2) (Fall 0:44)										6	0
		Ryder Kocik											23	12
	195	Jarod Miller		↓ C SE1	N3 T2 N2	(8)						(8)	3	0
		Alex Mykut		X S	↓ E1 R2	(3)						(3)	26	12
*	220	Derek Skeehan		↓ E1 E1		(2)						(2)	0	3
		Landon Fisher		T2 N2	↓ R2	(6)						(6)	26	15
	285	Cole Rickert		↓ R2 (Fall 3:01)									6	0
		Brady Shope		X									32	15
*	106	Beau Bayless	(T2)N3	X T2 N3 N3	↑ N3 (TF 4:30)	(16)							5	0
		Roland Mills		=		(0)							37	15
	113	Adam Wilcox	(T2) (Fall 1:10)										6	0
		Caden Reemer											43	15
*	120	Andrew Ischo	(T2)R2	X T2 N3 E1 T2 N2	= T2 T2 R2	(20)							4	0
		Chandler Lauer	R2 R2	↓ E1 R2	E1 E1 T2	(11)							47	15

FINAL SCORE (47 15)

T2 - Takedown  
R2 - Reversal

TV - Technical Violation  
P - Illegal Hold/Maneuver or Unnecessary Roughness

CM - Coach Misconduct  
W - Warning  
FS - False Start  
UCM - Unsportsmanlike Conduct

TF - 4:25 Technical Fall  
For - Forfeit  
Def - Default  
DQ - Disqualified

OT - Overtime  
SV - Sudden Victory  
TB - Tiebreaker  
UTB - Ultimate Tiebreaker

NOTE:



# State Semi-Finals

## DUAL MEET SCORESHEET

HOME: Line Mt. HS

VISITOR: Reynolds

DATE: 2-10-2017 TIME: 8:00 pm

REFEREE: [Signature]

CHOICE	WT	WRESTLERS	1ST PERIOD	2ND PERIOD	3RD PERIOD	SCORE	OVERTIME				MATCH SCORE	MATCH RESULTS	TEAM SCORE	
							SV	TB1	TB2	UTB			H	V
													0	6
*	138	Cole Matthews	(T2) (Fall 0:27)										0	6
		Mican Baumert											0	4
		Chaise Hauck	(T2)	↓ (BT 1:00) R2 N3		(11)						(11)	0	10
	145	Caleb Shaffer		X	= E1	(1)						(6)	3	0
		Hunter Thompson	(BT 0:34) E1	X N3	↓ E1 E1	(6)						(12)	3	10
*	152	Kenny Boyer	(T2) (BT 0:34) T2 N2	↓ (BT 1:00) P1	T2 N3	(6)						(6)	3	0
		Ben Wilcox	E1 T2	↓ R2 E1		(8)	T2					(8)	6	10
	160	Gary Loudenstlager	(T2)	X R2 C	↓ R2								0	6
		Gavin Wilkerson	(T2) T2 T2 T2 T2 (Fall 1:57)										6	16
*	170	CJ Koperna	E1 E1 E1 SE1										0	6
		Joel Leise	(FE)										6	22
	182	Forfeit											7	0
		Jared Miller	(T2) R2	X T2	↓ CSE1	(7)							5	6
*	195	Ethan Long	E1 T2	↓ E1 E1		(5)							4	3
		Derek Skeehan	(T2)	↓ E1 E1	S	(4)							6	9
	220	Jaron Renn	E1	X T2	↓ E1 T2	(6)							4	0
		Cole Rickert	(T2)	X E1	↓ E1 S	(4)							3	9
*	255	Garrett Kieffer		↓ E1 T2		(3)							0	6
		Beau Bayless	(T2)	↓ E1 T2 C (Fall 2:50)									9	34
	160	Matty Collier		X									0	6
		Adam Wilcox	(T2) (Fall 0:59)										9	40
*	113	Cameron Hauck		↓ S	(INJ 0:31)	(0)							0	3
		Andrew Ischo		X S	↓ E1	(7)							7	12
	120	Cole Hauck	(T2) N3										0	6
		Gage Bayless	(T2) (Fall 0:49)										12	46
*	126	Griffin Smeltz		↓ R2 E1	T2	(6)							6	0
		Hunter Michaels	(P)	X R2 P1	↓ E1	(4)							4	12
	132	Collin Klinger											12	49

FINAL SCORE

- T2 - Takedown
- R2 - Reversal
- E1 - Escape
- N2 - Near fall
- N3 - Near fall (5 seconds)
- N4 - Near fall (as a result of injury or bleeding)
- Sw - Stalling Warning
- S - Stalling

- TV - Technical Violation
- P - Illegal Hold/Maneuver or Unnecessary Roughness
- RO - Ride-out
- C - Caution
- C1 - Points Earned After 2nd Caution
- CMw - Coach Misconduct Warning

- CM - Coach Misconduct
- W - Warning
- FS - False Start
- UCM - Unsportsmanlike Conduct
- UCT - Unsportsmanlike Conduct
- FMC - Flagrant Misconduct
- F - 1:38 Fall

- TF - 4:25 Technical Fall
- For - Forfeit
- Def - Default
- DQ - Disqualified
- Dec - Decision
- MD - Major Decision
- ▲ - Selects Up
- ▼ - Selects Down
- = - Selects Neutral

- OT - Overtime
- SV - Sudden Victory
- TB - Tiebreaker
- UTB - Ultimate Tiebreaker
- IT - Injury Time
- IT - (= ▲ ▼) choice after 2nd Injury Time-out
- BT - Blood Time

NOTE: Circle first point(s) scored





# State-Finals

## DUAL MEET SCORESHEET

HOME: Northern Lebanon

VISITOR: Reynolds

DATE: 2-11-2017 TIME: 1:00pm

REFEREE: 2:12

CHOICE	WT	WRESTLERS	1ST PERIOD	2ND PERIOD	3RD PERIOD	SCORE	OVERTIME				MATCH SCORE	MATCH RESULTS	TEAM SCORE	
							SV	TB1	TB2	UTB			H	V
*	182	Bryce McCloskey		X									6	0
		Luke Funck		↓ E									6	0
	195	Jarod Miller	(T2) N3	↓ CCE									0	4
		Hunter Wallace		X (BT 0:23)									6	4
*	220	Derek Skeehan	(T2)	X T2									0	4
		Maxx Emborsky		= S									6	8
	285	Cole Rickert	(T2) T2 N3 N2	↓ R2 N3 N3 (TF 2:58)									0	5
		Kye Sonnen	E	X									6	13
*	106	Beau Bayless	(T2) (Fall 0:41)										0	6
		Brandon Breideggin											6	19
	113	Adam Wilcox	(T2) (Fall 1:42)										0	6
		Kyler Anspach											6	25
*	120	Andrew Ischo	(T2) T2 T2	X T2 T2									0	3
		Colin Leonard	E E E	↓ E P E E									6	28
	126	Gage Bayless	(T2) (Fall 0:21)										0	6
		Chase Bressler											6	34
*	132	Hunter Michaels											12	34
		Trevor Leonard	(T2) (Fall 1:14)										0	6
	138	Cole Matthews	(T2) T2 (Fall 1:07)										12	40
		Zachary Kelly	E										0	3
*	145	Chaise Hauck		↓ E									12	43
		Stephen Herb		(BT 1:55)									6	0
	152	Ben Wilcox											18	43
		Blaise Bressler	(T2) (Fall 1:06)										0	5
*	160	Gavin Wilkerson	(T2) N3 T2	X T2 N2 N3 C N2 (TF 3:54)									18	48
		Ethan Herb	E	=									0	6
	170	Joel Leise	(T2)	↓ R2 (Fall 2:27)									18	54
		Luis Negeriros		X									18	54

FINAL  
SCORE



T2 - Takedown  
R2 - Reversal  
E1 - Escape  
N2 - Near fall  
N3 - Near fall (5 seconds)  
N - Near fall (as a result of)

TV - Technical Violation  
P - Illegal Hold/Maneuver or Unnecessary Roughness  
RO - Ride-out  
C - Caution  
C1 - Points Earned After 2nd Caution  
CM - Coach Misconduct

W - Warning  
FS - False Start  
UCM - Unsportsmanlike Conduct - Match Point  
UCT - Unsportsmanlike Conduct - Team Point  
FMC - Flagrant Misconduct

TF - 4:25 Technical Fall  
For - Forfeit  
Def - Default  
DQ - Disqualified  
Dec - Decision  
MD - Major Decision  
▲ - Selects Up  
▼ - Selects Down  
= - Selects Neutral

OT - Overtime  
SV - Sudden Victory  
TB - Tiebreaker  
UTB - Ultimate Tiebreaker  
IT - Injury Time  
IT - (= ▲ ▼) choice after 2nd Injury Time-out  
BT - Blood Time

NOTE:  
Circle first point(s) scored



<p><b>1 Reynolds 60 Franklin 12</b></p> <p>132-Rocco Bartolo (R) pinned George Coon, 1:49.  138-Alex Ischo (R) pinned Justus Baker, 4:19.  145-Cole Matthews (R) pinned Harley Chatley, :20  152-Hunter Michaels (R) won by forfeit.  160-Hunter Thompson (R) won by forfeit.  170-Cole Toy (R) won by forfeit.  182-Dawson Jones (F) won by forfeit.  195-Jarod Miller (R) pinned Holden Cook, 2:54.  220-Zach Baughmann (F) dec. Wyatt Owen, 5-4.  285-Josh Nettles (F) dec. Rocco John-Daniello, 5-3.  106-Gary Steen (R) won by forfeit.  113-Adam Wilcox (R) dec. Matt Vincent, 6-0.  120-Beau Bayless (R) won by forfeit.  126-Andrew Ischo (R) dec. Gage Shoemaker, 6-3.</p>	<p><b>2 Reynolds 68 Grove City 6</b></p> <p>220 Xavier Coburn Won by Forfeit  285 Wyatt Owen Won by Fall :19 over Nero  106 Gary Steen Won by Forfeit  113 Adam Wilcox Won by Fall :35 over Barr  120 Beau Bayless Won by Forfeit  126 Andrew Ischo Won by Forfeit  132 Rocco Bartolo Won by Fall 1:57 over Breese  138 Tylir Shannon Won by Dec 9-6 over Petry  145 Cole Matthews Won by Fall 3:08 over Meals  152 Hunter Michaels Won T Fall 5:02 16-0 over Say  160 H Thompson Won by Dec 5-2 over Henriquez  170 Tyler Greer (GC) Won by Forfeit  182 Cole Toy Won by Dec 4-2 over Cavolo  195 Jarod Miller Won by Forfeit</p>
<p><b>Canfield Duals</b></p> <p><b>3 Reynolds 66 Dover 9</b></p> <p>106 Gary Steen Won by Fall :23 over Itzep-Santiago  113 Cole Bayless Won by Forfeit  120 Beau Bayless Won by Forfeit  126 Andrew Ischo Won by Forfeit  132 Rocco Bartolo Won by Fall :58 over Wallick  138 Alex Ischo Won by Fall 2:36 over Frye  145 Tylir Shannon Won by Forfeit  152 Cole Matthews Won by Fall 1:09 over Wertz  160 H Michaels Won by Fall :16 over Weaver  170 Hunter Thompson Won by Dec 10-9 over Contini  182 Evan Miller Won by Dec 5-1 over Metcalf  195 Jarod Miller Won by Fall 4:19 over Robin  220 Wyatt Owen Lost by Dec 1-0 to Warner  285 Lost by McGrath</p>	<p><b>Canfield Duals</b></p> <p><b>4 Reynolds 69 Kenston (-1)</b></p> <p>120 Beau Bayless Won by Fall 2:33 over Charvat  126 Andrew Ischo Won by Dec 3-2 over Nastasi  132 Rocco Bartolo Won by M Dec 10-1 over Roth  138 Tylir Shannon Won by Dec 6-2 over Measures  145 C Matthews Won T Fall 5:36 18-3 over Sosnowsky  152 H Michaels Won by M Dec 13-2 over Apshago  160 Hunter Thompson Won by Dec 6-5 over Koplow  170 Cole Toy Won by Fall 1:34 over Glasscock  182 Evan Miller Won by Fall 5:11 over Butler  195 Xavier Coburn Won by Forfeit  220 Jarod Miller Won by Fall 1:55 over Kulmukhamedov  285 Wyatt Owen Lost by Fall 5:09 to Sotera  106 Cole Bayless Won by Forfeit  113 Gary Steen Won by T Fall 5:46 18-3 over Bumbu  * Kenston Lost Team Point in 285 Match</p>
<p><b>Canfield Duals</b></p> <p><b>5 Reynolds 46 Aurora 16</b></p> <p>126 Andrew Ischo Won by Fall 1:15 over Peterson  132 Rocco Bartolo Lost by Dec 7-5 to Gorman  138 Alex Ischo Won by Dec 9-3 over Burger  145 Cole Matthews Won by Dec 3-1 over Garr  152 Hunter Michaels Won by Fall :24 over Freemont  160 Hunter Thompson Won by Dec 5-1 over McGhee  170 Cole Toy Lost by Dec 4-2 to Loudon  182 Evan Miller Lost by M Dec 13-4 to Scantland  195 Xavier Coburn Lost by Fall :31 to McNamara  220 Jarod Miller Won by M Dec 12-4 over Leone  285 Wyatt Owen Won by Dec 3-1 over Copley  106 Gary Steen Won by Fall 1:50 over Sagaris  113 Liam Foore Won by Fall 3:50 over Rogge  120 Beau Bayless Won by Fall :33 over Tincher</p>	<p><b>Canfield Duals</b></p> <p><b>6 Reynolds 33 Canfield 34</b></p> <p>132 Rocco Bartolo Won by M Dec 10-1 over Watkins  138 Alex Ischo Won by M Dec 12-3 over Dunlap  145 Cole Matthews Won by M Dec 13-4 over El-Hayek  152 Hunter Michaels Lost by Fall 3:42 to Reinhart  160 Hunter Thompson Lost by Fall 2:39 to Hull  170 Cole Toy Lost by Dec 9-3 to Cutrer  182 Lost by Forfeit to D Crawford  195 Evan Miller Lost by Fall :40 to N Crawford  220 Jarod Miller Lost by Dec 5-2 to Stein  285 Wyatt Owen Lost by M Dec 11-1 to Kapalko  106 Gary Steen Won by Fall 1:35 over Fletcher  113 Cole Bayless Won by Dec 5-3 over Barber  120 Beau Bayless Won by Forfeit  126 Andrew Ischo Won by Fall 3:30 over Burscak</p>



<p><b>7 Reynolds 75 West Middlesex 6</b></p> <p>113 Steen Won by Fall :59 over J Oneill  120 B Bayless Won by Forfeit  126 Berger Won by Forfeit  132 Bartolo Won by Forfeit  138 Alex Ischo Won by Forfeit  145 Matthews Won by Fall :15 over L Oneill  152 Micheals Won by Fall 1:17 over Aldrich  160 Thompson Won by Fall 1:54 over Wanner  170 Toy Won by Fall 4:52 over Rubaker  182 E Miller Lost by Fall 3:29 to Slicker  195 J Miller Won by Dec 7-0 over Gioan  220 Coburn Won by Forfeit  285 Owen Won by Fall :46 over Yank  106 C Bayless Won by Forfeit</p>	<p><b>8 Reynolds 55 Hickory 12</b></p> <p>152 Michaels Won by M Dec 12-3 over Cole Ruffo  160 Thompson Won by M Dec 9-0 over AJ Hammond  170 Toy Won by M Dec 16-2 over Daniel Wanchisn  182 E Miller Lost by Dec 7-3 to Nate Marchand  195 J Miller Won by Dec 4-2 over Troy Scurry  220 Coburn Lost by Fall 1:54 to Skylar Collins  285 Owen Won by M Dec 10-1 over Trevor Lightner  106 Steen Won by Forfeit  113 A Wilcox Won by Fall :35 over Noah Rust  120 B Bayless Won by Forfeit  126 Berger Won by Forfeit  132 Bartolo Won by Fall 1:19 over Jayden Rogers  138 Alex Ischo Lost by Dec 5-4 to Aidan Thompson  145 Matthews Won by Fall :53 over Braelin Stewart</p>
<p><b>9 Reynolds 31 Cathedral Prep 29</b></p> <p>106 Gary Steen Won by Forfeit  113 Adam Wilcox Won by Dec 4-2 OT over Brumett  120 Beau Bayless Won by Fall 1:18 over Tirpak  126 Andrew Ischo Lost by Dec 11-4 to Johnson  132 Rocco Bartolo Won by Dec 8-6 OT over McKinney  138 Cole Matthews Won by M Dec 17-6 over Stark  145 Hunter Michaels Won by Fall 5:27 over McClorin  152 Mason Wilkerson Lost by Dec 6-4 to Higgins  160 Hunter Thompson Won by Dec 5-1 over Taylor  170 Lost by Forfeit to Carter Starocci  182 Cole Toy Lost by T Fall 18-2 to Yates  195 Jarod Miller Lost by Dec 8-7 OT to Crosby  220 Wyatt Owen Lost by Dec 9-2 to Carson  285 Lost by Forfeit to Kawaun DeBoe</p>	<p><b>10 Reynolds 62 Slippery Rock 7</b></p> <p>160 Thompson Won by Fall 1:52 over Holfman  170 Toy Lost by Dec 4-0 to Pilosi  182 E Miller Lost by M Dec 10-0 to Kameron  195 J Miller Won by Dec 3-2 over Hilliard  220 Coburn Won by Forfeit  285 Owen Won by Fall :47 over Good  106 Steen Won by T Fall 24-8 over Ayres  113 Wilcox Won by Fall 1:49 over Hooper  120 B Bayless Won by Forfeit  126 Andrew Ischo Won by Fall 1:24 over Heitzenrater  132 Bartolo Won by Fall :52 over Borlan  138 Alex Ischo Won by Fall 3:32 over Scarborough  145 Matthews Won by Dec 10-6 over Doerflinger  152 Wilkerson Won by Dec 7-2 over Antal</p>
<p><b>11 Reynolds 66 Lakeview 11</b></p> <p>132 Bartolo Won by Fall 5:10 over Dallas Barber  138 Matthews Won by Fall 4:26 over Zac Tingley  145 Michaels Won by Forfeit  152 Wilkerson Won by Forfeit  160 Thompson Won by Forfeit  170 Toy Won by Fall 3:41 over Doug Lumley  * Lakeview Lost Team Point  182 E Miller Lost by Dec 3-1 SV to Greg Ferlin  195 J Miller Won by Fall 5:14 over S Daugherty  220 Coburn Lost by Fall :59 to Tyler Zebrovous  285 Skeehan Lost by Dec 2-1 TB to Max Wills  106 Steen Won by Forfeit  113 Wilcox Won by Forfeit  120 B Bayless Won by Forfeit  126 Andrew Ischo Won by Fall 3:14 over R Opolka</p>	<p><b>12 Reynolds 60 Sharpville 9</b></p> <p>152 Wilkerson Won by Fall 3:54 over Kaleb  160 Thompson Lost by Dec 12-7 to Prebble  170 Toy Won by M Dec 15-2 over Layman  182 E Miller Lost by Dec 2-1 to Schell  195 J Miller Won by Fall 3:43 over Sherman  220 Owen Won by Fall 1:57 over Evans  285 Skeehan Lost by Dec 4-3 to Stoner  106 Steen Won by T Fall 17-2 over Herrman  113 Wilcox Won by Fall 1:41 over Walker  120 B Bayless Won by Forfeit  126 Andrew Ischo Won by M Dec 15-3 over McFeater  132 Bartolo Won by Forfeit  138 Matthews Won by T Fall 21-6 over Salvatore  145 Michaels Won by Fall 2:27 over Whalan</p>



<p><b>13 Reynolds 55    Mercer 9</b></p> <p>170 Toy Won by Fall 4:11 over Hesselgesser  182 E Miller Lost by Dec 5-2 to Conner  195 J Miller Won by T Fall 16-0 over Walker  220 Owen Won by Dec 7-2 over Boggs  285 Skeehan Lost by Dec 1-0 to Bob Gregory  106 C Bayless Won by Forfeit  113 Steen Won by Forfeit  120 Adam Won by Dec 8-3 over Filer  126 B Bayless Won by Fall :35 over Moore  132 Bartolo Won by M Dec 13-2 over A Chess  138 Matthews Won by Fall :51 over Brad Filer  145 Michaels Won by Fall :38 Bright  152 Wilkerson Won by M Dec 15-4 over Murray  160 Thompson Lost by Dec 10-7 to Will Chess</p>	<p><b>Ultimate Duals</b></p> <p><b>14 Reynolds 45    Chestnut Ridge 19</b></p> <p>285 Skeehan Won by Dec 5-3 over Seace  106 Steen Won by M Dec 9-1 over Kai Burkett  113 B Bayless Won by Fall 1:02 over N Holderbaum  120 Berger Won by T Fall 15-0 over C Holderbaum  126 Andrew Ischo Won by Dec 4-3 over Callihan  132 Bartolo Won by Dec 7-2 over S Harbaugh  138 Matthews Won by Fall 3:04 over Brown  145 Michaels Won by Fall 1:10 over Miller  152 Wilkerson Lost by T Fall 19-4 to McCoy  160 Thompson Won by Dec 8-2 over B Harbaugh  170 Toy Lost by T Fall 16-1 to McGill  182 Evan Miller Lost by Fall 1:23 to Hobson  195 Jarod Miller Won by Fall 3:01 over Crouse  220 Owen Lost by Dec 6-2 to Knisely</p>
<p><b>Ultimate Duals</b></p> <p><b>15 Reynolds 63    South Fayette 2</b></p> <p>106 Steen Won by Fall 4:36 over over Brayless  113 Wilcox Won by Forfeit  120 B Bayless Won by Dec 6-2 over Dunn  126 Andrew Ischo Won by Fall 2:26 over Dewey  132 Bartolo Won by Fall 2:10 over Finestone  138 Matthews Won by T Fall 25-10 over Brinsky  145 Michaels Lost by Dec 2-1 to Cusick  * South Fayette Lost Team Point  152 Wilkerson Won by M Dec 11-3 over Hirt  160 Thompson Won by Fall 1:17 over Obenour  170 Toy Won by Fall 3:05 over Horowitz  182 Evan Miller Won by Dec 3-2 over Carter  195 Jarod Miller Won by Fall 5:36 over Kurchena  220 Owen Won by Dec 6-2 over Walker  285 Skeehan Won by Dec 3-2 UTB over Franklin</p>	<p><b>Ultimate Duals</b></p> <p><b>16 Reynolds 50    Freedom 12</b></p> <p>120 Berger Won by Dec 4-2 over Duschek  126 Andrew Ischo Lost by Dec 3-1 to Ward  132 Bartolo Won by Fall 2:50 over Schultheis  138 Matthews Won by Fall 1:07 over Pail  145 Michaels Won by Fall :43 over E Wolfe  152 Wilkerson Lost by Dec 4-3 to Komara  160 DeCarmen Won by Dec 6-4 over Johnston  170 Thompson Won by T Fall 17-2 over Kalamasz  182 Evan Miller Lost by Dec 5-3 to Hersay  195 Jarod Miller Lost by Dec 3-2 to Miller  220 Owen Won by Fall 3:18 over N Wolfe  285 Skeehan Won by Dec 4-2 over Franco  106 Steen Won by Fall :16 over Ackerman  113 B Bayless Won by Fall :46 over Young</p>
<p><b>Ultimate Duals</b></p> <p><b>17 Reynolds 48    Burrell 13</b></p> <p>126 Berger Lost by M Dec 12-4 to Gaul  132 Bartolo Won by Dec 5-2 over Corrado  138 Matthews Won by Forfeit  145 Michaels Won by Fall 3:55 over Linderman  152 Wilkerson Lost by Fall 3:55 to Corey Christie  160 Thompson Won by Dec 5-3 over Gates  170 Toy Won by Dec 2-0 over Mele  182 Evan Miller Lost by Dec 4-3 to Feroce  195 Jarod Miller Won by Fall 1:14 over Rupert  220 Owen Won by Dec 5-0 over Moorhead  285 Skeehan Won by Fall 3:28 over Slahtovsky  106 Steen Won by Dec 2-0 over Valovchik  113 B Bayless Won by Dec 2-0 over Oswalt  120 Wilcox Won by Fall 3:31 over Colby Christie</p>	<p><b>Ultimate Duals</b></p> <p><b>18 Reynolds 44    Brookville 12</b></p> <p>138 Matthews Won by Forfeit  145 Michaels Won by Dec 3-1 SV over Constable  152 Wilkerson Won by Dec 8-2 over Griffin  160 DeCarmen Lost by M Dec 12-3 to Hetrick  170 Thompson Won by Fall 3:56 over LaBenne  182 Toy Won by Dec 5-2 over MacBeth  195 Jarod Miller Won by 2-1 over Molnar  220 Owen Lost by Dec 6-4 to Cook  * Brookville Lost Team Point  285 Skeehan Lost by Dec 7-4 to Whitehill  106 Steen Won by M Dec 11-2 over Walter  113 Wilcox Won by Fall 1:54 over Fleming  120 B Bayless Won by Fall 3:43 over Park  126 Andrew Ischo Lost by Dec 8-5 to Sorbin  132 Bartolo Won by M Dec 14-6 over 7-2 over Kulik</p>



<p><b>19 Reynolds 74 Sharon 3</b>  195 Jarod Miller Won by Fall 1:11 over Newberry  220 Owen Won by Fall 1:49 over Z Dignall  285 Skeehan Won by Fall 2:39 over Hupp  106 Steen Won by Forfeit  113 Wilcox Won by Fall 1:43 over Bliss  120 B Bayless Won by Forfeit  126 Andrew Ischo Won by Fall 1:47 over Kanaan  132 Bartolo Won by Fall 1:49 over N Dignall  138 Matthews Won by Fall :40 over Baker  145 Michaels Won by M Dec 10-0 over Gaston  152 Wilkerson Lost by Dec 3-0 to Allen  160 Thompson Won by Fall 4:32 over Young  170 Toy Won by Injury Default over Steines  182 Evan Miller Won by M Dec 9-0 over Buck</p>	<p><b>D10 Team Duals Quarterfinals</b>  <b>20 Reynolds 51 Ft. LeBoeuf 15</b>  126: Kaeden Berger Won by MD 11-0 over Cornelius  132: Rocco Bartolo Won by MD 9-1 over Joel Huck  138: Cole Matthews Won by Fall 3:31 over Clayton Barr  145: Hunter Michaels Won by MD 13-2 over Josh McCall  152: Mason Wilkerson Won by Dec 5-4 over T Pace  160: Hunter Thompson Lost by Dec 6-5 to Jacob Lloyd  170: Cole Toy Lost by Dec 8-4 to Brent Burbules  182: Evan Miller Lost by Dec 11-6 to Julian Goring  195: Jarod Miller Won by Forfeit  220: Wyatt Owen Won by Forfeit  285: Derrick Skeehan Won by Fall 5:42 over McLaughlin  106: Gary Steen Won by Fall :57 over Mathew Orton  113: Beau Bayless Won by Forfeit  120: Liam Foore Lost by Fall 4:48 to Isaac Crowell</p>
<p><b>D10 Team Duals Semifinals</b>  <b>21 Reynolds 52 Eisenhower 12</b>  132: Rocco Bartolo Won by MD 16-3 over Nate Holt  138: Cole Matthews Won by Fall :46 over Sam Holt  145: Hunter Michaels Won by Dec 6-2 over Garrett Head  152: Jordan DeCarmen Lost by Fall 4:23 to Spencer Head  160: Hunter Thompson Lost by Dec 14-9 to Alex Barnett  170: Bryce McCloskey Won by Fall 5:03 over E Chambers  182: Cole Toy Won by Fall 1:45 over Justin Hagberg  195: Jarod Miller Won by Dec 5-4 over Matt Huling  220: Wyatt Owen Lost by Dec 3-1 to Josef Bauer  285: Derrick Skeehan Won by Forfeit  106: Gary Steen Won by Dec 6-4 over Logan Jaquay  * Reynolds Lost Team Point  113: Adam Wilcox Won by Forfeit  120: Beau Bayless Won by Fall :26 over Ethan Kellogg  126: Andrew Ischo Won by MD 15-3 over Josh Bortz</p>	<p><b>D10 Team Duals Finals</b>  <b>22 Reynolds 46 Harbor Creek 21</b>  138: Cole Matthews Won by Fall 1:12 over K Krewszeski  145: Hunter Michaels Won by Fall 1:32 over J Frampton  152: Mason Wilkerson Won by Fall 2:30 over S Stafford  160: Hunter Thompson Won by Dec 5-4 over Jason Bratt  170: Bryce McCloskey Lost by Fall 1:38 to S Watkins  182: Cole Toy Won by Fall 3:48 over Nick Bille  195: Evan Miller Lost by Fall 1:07 to Lucas Folmar  220: Jarod Miller Lost by Dec 4-2 to Domonic Viscuso  285: Derrick Skeehan Lost by Dec 3-2 to Collin Askins  106: Gary Steen Won by Fall 5:59 over Joe Gable  113: Beau Bayless Won by Fall 0:51 over Joe Capan  120: Kaeden Berger Won by MD 9-1 over Mike Gabler  126: Andrew Ischo Won by Dec 8-3 over N Oosterkamp )  132: Rocco Bartolo Lost by Dec 3-2 to Sam Sallot</p>
<p><b>State AA Team Duals 1st Round</b>  <b>23 Reynolds 64 Honedale 6</b>  113 Beau Bayless Won by Fall :49 over P West  120 Andrew Ischo Won by Fall 3:34 over J Young  126 Kaeden Berger Won by Fall 1:13 over C McDevitt  132 Rocco Bartolo Won by Fall 2:57 over E Chotski  138 Cole Matthews Won by Fall 1:03 over M Davis  145 Hunter Michaels Won by T Fall 19-2 over Rutledge  152 Mason Wilkerson Lost by Dec6-2 SV to B Lawson  160 Hunter Thompson Won by MD 18-4 over G Pepper  170 Cole Toy Won by MD 10-2 over M ODay  182 Evan Miller Lost by Dec 10-6 to J Kabonick  195 Jarod Miller Won by Fall 1:56 over M Ehrlich  220 Wyatt Owen Won by Fall 3:10 over J Kuhns-Miller  285 Rocco Daniello Won by MD 10-0 over K Huber  106 Gary Steen Won by T Fall 19-3 over T Bodie</p>	<p><b>State AA Team Duals Quarterfinals.</b>  <b>24 Reynolds 55 Bishop McDevitt 9</b>  170: Bryce McCloskey Won by T Fall 15-0 over J Piper  182: Cole Toy Won by Fall 3:18 over C Reyes  195: Jarod Miller Won by Fall 3:32 over D Donley  220: Wyatt Owen Won by Dec 6-2 over M McArthur  285: Derrick Skeehan Won by Dec2-0 over Tahir Layton  106: Gary Steen Won by Forfeit  113: Beau Bayless Won by Dec 3-1 SV over N Smith  120: Kaeden Berger Won by Fall 3:44 over J Shields  126: Andrew Ischo Lost by Dec 3-2 to C Shields  132: Rocco Bartolo Won by MD 10-2 over J Cunningham  138: Cole Matthews Won by MD 17-6 over T Martin  145: Hunter Michaels Won by Forfeit  152: Ethan Kasbee Lost by Fall 4:29 to T Updegraff  160: Hunter Thompson Won by Dec 7-6 over E Cooksey</p>



**State AA Team Duals Semifinals****25 Reynolds 40 Muncy 16**

195: Jarod Miller Won by Fall 1:01 over Cael Hembury  
220: Wyatt Owen Lost by Dec 4-2 to Hunter Poust  
285: Derrick Skeeahan Won by Fall 3:06 over Coty Steele  
106: Gary Steen Won by Dec 5-3 over Jacob Blair  
113: Beau Bayless Won by Dec 5-0 over Mario Barbario  
120: Andrew Ischo Won by Dec 6-5 over Christian Good  
126: Kaeden Berger Lost by Dec 2-1 to Bryce Vollman  
132: Rocco Bartolo Lost by MD 10-2 over Joseph Klock  
138: Cole Matthews Won by Fall 1:46 over Ethan Gush  
145: Hunter Michaels Won by Dec 3-0 over Coleman Good  
152: Mason Wilkerson Lost by Dec 9-8 to Noah Gush  
160: H Thompson Won by Fall 3:29 over G Eisenhower  
170: B McCloskey Lost by Dec 1-0 over M Kustanbauter  
182: Cole Toy Won by MD 13-2 over Josh Hall

**State AA Team Duals Finals****26 Reynolds 30 Southern Columbia 25**

138: Cole Matthews Won by Fall :45 over Miner  
145: Hunter Michaels Won by Fall :59 over Miller  
152: Mason Wilkerson Lost by Dec 4-1 to Linn  
160: H Thompson Lost by Dec 5-0 to Haladay  
170: Cole Toy Lost by T Fall 21-6 to Garica  
182: B McCloskey Lost by Dec 4-3 to Scicchitano  
195: Jarod Miller Won by Dec 5-2 over Quinton  
220: Wyatt Owen Lost by Dec 7-3 to Sprauge  
285: Derrick Skeeahan Lost by Dec 2-0 to Fulmer  
106: Gary Steen Won by Fall 2:57 over Dorkoski  
113: Beau Bayless Won by Dec 7-4 over Edmonson  
120: Kaeden Berger Lost by T Fall 26-11 to Lane  
126: Andrew Ischo Won by Dec 5-2 over Yoder  
132: Rocco Bartolo Won by Dec 5-0 over Renn



<b>1 Reynolds 49 Conneaut PA 18</b> 113 - Cole Bayless Won by Dec 7-2 over Gould 120 - Beau Bayless Won by Fall 1:29 over Piatt 126 - A Ischo Won by Fall :14 over Shellenberger 132 - C Rhoades Won by MDec 9-0 over Loutzenhiser 138 - Alex Ischo Lost by Dec 8-5 to O'Neil 145 - Rocco Bartolo Won by Dec 3-0 over Davenport 152 - Jordan DeCarmen Lost by Fall 3:31 to Laird 160 - Hunter Thompson Won by Dec 12-5 over Ellis 170 - Lane Owen Lost by Fall 1:41 to Hearn 182 - Cole Toy Won by Fall 2:20 over Tursky 195 - Braydon Herbster Lost by Dec 6-5 to Kelly 220 - Wyatt Owen Won by Forfeit 285 - Rocco John Daniello Won by Forfeit 106 - Kane Kettering Won by Forfeit	<b>2 Reynolds 74 Conneaut OH 6</b> 126 Andrew Ischo Won by Fall 1:40 over Riley Williams 132 Kaeden Berger Won by Fall 1:30 over Nic Hall 138 R Bartolo Won by T Fall 15-0 4:43 over C Holtzman 145 Alex Ischo Won by Fall 4:27 over Nate Coy 152 Jordan DeCarmen Won by Forfeit 160 H Thompson Won by T Fall 19-4 3:36 over Nadeau 170 Cole Toy Won by Forfeit 182 Mitchell Mason Lost by Fall 1:48 to Hunter Stitner. 195 Braydon Herbster Won by M Dec 9-1 over Tantar 220 Wyatt Owen Won by Forfeit 285 Rocco John Daniello Won by Forfeit 106 Kane Kettering Won by Forfeit 113 Cole Bayless Won by Forfeit 120 Beau Bayless Won by Fall 1:19 over Jordan Jarvi
<b>3 Reynolds 69 Franklin 12</b> 120 Beau Bayless Won by Forfeit 126 Andrew Ischo Won by Fall 1:41 over Skylar Knox 132 Clayton Rhoades Won by Forfeit 138 Kaeden Berger Won by Fall 1:38 over P Teslovich 145 Alex Ischo, Lost by Injury Default to George Coon 152 Cam Klenke Lost by Fall :30 to Justus Baker 160 Hunter Thompson Won by Fall 3:33 over A Sanford 170 Cole Toy Won by Fall 3:41 over Carson Wible 182 Mitchell Mason Won by Fall 1:20 over Christian Alcorn 195 Braydon Herbster Won by Dec 4-3 over Holden Cook 220 Wyatt Owen Won by Forfeit 285 Rocco John Daniello Won by Fall 3:36 over J Nettles 106 Kane Kettering Won by Fall 1:32 over Trevor Hamilton 113 Cole Bayless Won by Forfeit	<b>4 Reynolds 61 Titusville 6</b> 182 Bryce McCloskey Won by M Dec 11-0 over Titus 195 Braydon Herbster Lost by Dec 3-1 to Harvey 220 Wyatt Owen Won by Fall 3:04 over Jacobson 285 Derek Skeeahan Won by Fall 3:49 over Dunlap 106 Gary Steen Won by T Fall 19-1 over Rogers 113 Adam Wilcox Lost by Dec 5-3 to Donovan 120 Beau Bayless Won by Dec 8-1 over Thompson 126 Andrew Ischo Won by Forfeit 132 Clayton Rhoades Won by Forfeit 138 Kaeden Berger Won by Fall 3:01 over Burleigh 145 Rocco Bartolo Won by Forfeit 152 Jordan DeCarmen Won by Fall 5:57 over Rogers 160 Hunter Thompson Won by M Dec 11-1 over J Titus 170 Cole Toy Won by Dec 6-2 over Nosko
<b>5 Reynolds 64 Jamestown 3</b> 160 Hunter Thompson Won by Forfeit 170 Cole Toy Won by Dec 2-0 over Goodlin 182 Bryce McCloskey Won by Forfeit 195 Braydon Herbster Won by Forfeit 220 Wyatt Owen Won by M Dec 13-0 over Z Nesevich 285 Derek Skeeahan Won by Dec 5-2 OT over M Nesevich 106 Kane Kettering Lost by Dec 6-3 to Headley 113 Gary Steen Won by Dec 3-1 over McLaughlin 120 Adam Wilcox Won by Dec 5-3 over Pfaff 126 Beau Bayless Won by Forfeit 132 Andrew Ischo Won by Fall:37 over Shields 138 Kaeden Berger Won by Fall 1:00 over Lenhardt 145 Rocco Bartolo Won by Forfeit 152 Jordan DeCarmen Won by Fall 2:40 over Calloway	<b>6 Reynolds 59 McDowell 6</b> 120 Beau Bayless Won by Fall 3:00. 126 Andrew Ischo Won by Fall 2:25 132 Kaeden Berger Won by Dec 9-2 over Butterfield 138 Rocco Bartolo Won by Fall 1:23 145 Double Forfeit 152 Jordan DeCarmen Lost by Fall 2:47 to Boyd 160 Hunter Thompson Won by Dec 9-3 over Corp 170 Cole Toy Won by T Fall 17-0 over N Bielak 182 Bryce McCloskey Won by Dec 8-3 over A.Bielak 195 Braydon Herbster Won by Forfeit 220 Wyatt Owen Won by Fall 1:07 285 Derek Skeeahan Won by Dec 7-1 106 Gary Steen Won by Forfeit 113 Cole Bayless Won by Fall 0:44
<b>7 Reynolds 52 St. Vincent/St. Mary 15</b> 126 Andrew Ischo Won by Fall 0:51 132 Kaeden Berger Won by Fall 1:37 138 Rocco Bartolo Lost by Dec 9-5 145 Lost by Forfeit 152 Jordan DeCarmen Lost by Dec 8-5 160 Hunter Thompson Won by M Dec 10-2 170 Cole Toy Won by Injury Default 182 Bryce McCloskey Won by Forfeit 195 Braydon Herbster Won by Dec 6-2 220 Wyatt Owen Won by Forfeit 285 Derek Skeeahan Won by Dec 4-0 106 Gary Steen Won by Forfeit 113 Cole Bayless Lost by Dec 5-4 120 Beau Bayless Won by Fall1:36	<b>8 Reynolds 39 Seneca Valley 25</b> 132 Dreyvin Livingston Lost by M Dec 12-0 to Geyer 138 Kaeden Berger Lost by Dec 6-4 145 Rocco Bartolo Lost by Dec 8-6 (SV) 152 J DeCarmen Won by Fall 1:12 over Montalbano 160 Hunter Thompson Won by Dec 6-3 170 Cole Toy Won by M Dec 11-3 182 Bryce McCloskey Won by M Dec 13-4 195 Braydon Herbster Won by Fall 3:56 220 Wyatt Owen Won by Fall 1:31 285 Derek Skeeahan Won by Fall 1:52 106 Lost by Forfeit 113 Gary Steen Won by M Dec 8-0 120 Beau Bayless Lost by Dec 1-0 to Herrera 126 Andrew Ischo Lost by Fall 1:22



<p><b>9 Reynolds 55    Greenville 10</b>  220 Wyatt Owen Lost by Dec 2-1 to Jacob McMaster  285 Derek Skeehan Won by Injury Def over Max Wills.  106 Gary Steen Won by Fall :40 over Blayke Knauf  113 Cole Bayless Won by Dec 7-1 over Riley Kneeland  120 Beau Bayless Won by Fall 2:45 over K Smeltzer  126 Andrew Ischo Won by Fall 4:00 over Deavon Rainey  132 Kaeden Berger (R) dec. Bryce Knauf, 3-1.  138 Rocco Bartolo Won by Fall 2:10 over C Springer  145 Alex Ischo Won by Fall 3:11 over Trusten Jobes  152 Jordan DeCarmen Lost by M Dec 9-1 to M Karpinski  160 H Thompson Won by M Dec11-3 over C Karpinski  170 Cole Toy Lost by Dec 4-3 to Brady Gentile  182 Bryce McCloskey Won by Forfeit  192 B Herbster Won by Dec 7-0 over Barrett Gentile</p>	<p><b>10 Reynolds 71    Commodore Perry 4</b>  138 Rocco Bartolo Won by Fall 1:46 over B Turlij  145 Alex Ischo Won by Dec 7-3 over J Rodgers  152 J DeCarmen Lost by M Dec 14-3 to G Musser  160 H Thompson Won by Fall 1:41 over W Guthrie  170 Cole Toy Won by T Fall 16-0 over Keifer Guthrie  182 B McCloskey Won by Fall 1:10 over Kniermann  195 Braydon Herbster Won by Fall 1:59 over J Calvin  220 Wyatt Owen Won by Forfeit  285 Derek Skeehan Won by Forfeit  106 Gary Steen Won by Forfeit.  113 Cole Bayless Won by Forfeit.  120 Beau Bayless Won by Forfeit.  126 Andrew Ischo Won by Fall 1:44 over Z Grinnell.  132 Clayton Rhoades Won by Dec 1-0 C Smith</p>
<p><b>D10 Team Duals Quarterfinals</b>  <b>11 Reynolds 57    Ft. LeBoeuf 9</b>  113: Cole Bayless Won by Fall :22 over Orton  120: Beau Bayless Won by Forfeit  126: Andrew Ischo Won by Fall 3:20 over Ploss  132: Kaeden Berger Won by MD 9-1 over Cornelius  138: Alex Ischo Won by Dec 5-1 over Huck  145: Rocco Bartolo Won by MD 9-0 over Rimpa  152: Jared Wilkerson Lost by Dec 9-5 to McCall  160: Hunter Thompson Won by Fall 1:36 over Ford  170: Cole Toy Lost by Dec 5-1 to Burbules  182: Bryce McCloskey Lost by Dec 8-1 to Goring  195: Braydon Herbster Won by M Dec 10-0 over Church  220: Wyatt Owen Won by Forfeit  285: Derrick Skeehan Won by Fall :24 over McLaughlin  106: Gary Steen Won by Fall :41 over Johnson</p>	<p><b>D10 Team Duals Semifinals</b>  <b>12 Reynolds 84    Greenville 0</b>  120: Beau Bayless Won by Forfeit  126: Andrew Ischo Won by Fall 1:15 over Springer  132: Kaeden Berger Won by Fall :43 over Battles  138: Rocco Bartolo Won by Fall :54 Fell  145: Alex Ischo Won by Fall :33 over Moore  152: Jared Wilkerson Won by Fall :53 over Heverly  160: Hunter Thompson Won by Forfeit  170: Bryce McCloskey Won by Forfeit  182: Cole Toy Won by Forfeit  195: Braydon Herbster Won by Forfeit  220: Wyatt Owen Won by Forfeit  285: Derrick Skeehan Won by Fall :54 over Vanderhoff  106: Gary Steen Won by Forfeit  113: Cole Bayless Won by Fall :21 over Csonka</p>
<p><b>D10 Team Duals Finals</b>  <b>13 Reynolds 64    Conneaut PA 18</b>  126 - A Ischo Won by Fall 2:43 over Powell  132 - Kaeden Berger Won by Fall 5:00 over O'Neil  138 - Rocco Bartolo Won by Fall 1:31 over J Davenport  145 - Alex Ischo Lost by Fall 1:47 to W Davenport  152 - Jared Wilkerson Lost by Fall 5:29 to Laird  160 - Hunter Thompson Lost by Fall 4:40 to Hearn  170 - Cole Toy Won by Fall 4:58 over Ellis  182 - Bryce McCloskey Won by Fall 2:32 over Coulter  195 - Braydon Herbster Won by Forfeit  220 - Wyatt Owen Won by Fall 3:27 over Kelly  285 - Derek Skeehan Won by Fall 3:58 over Gerber  106 - Gary Steen Won by Fall :10 over Wheeler  113 - Cole Bayless Won by M Dec 12-1 over Gould  120 - Beau Bayless Won by Fall 1:23 over Piatt</p>	<p><b>State AA Team Duals 1st Round</b>  <b>14 Reynolds 47    Notre Dame GP 18</b>  126-Andrew Ischo (R) dec. B Chletsos, 6-4 (SV).  132-Kaeden Berger (R) dec. Joshua Bauman, 5-0.  138-Rocco Bartolo (R) dec. Nick Vonelli, 8-1.  145-Alex Ischo (R) major dec. Jacob Wehr, 13-4.  152-A Cerniglia (ND) pinned Jarred Wilkerson, 1:48.  160-Derek Berlitz (ND) pinned Hunter Thompson, 3:44.  170-Isaiah DeJesus (ND) dec. Cole Toy, 8-4.  182-B McCloskey (R) major dec. Tucker Klump, 15-4.  195-Braydon Herbster (R) won by forfeit.  220-Wyatt Owen (R) pinned Eshan Swartz, 0:58.  285-Derek Skeehan (R) pinned A Schiraldi, 2:28.  106-Gary Steen (R) pinned Adam Schweitzer, 2:49  113-Cole Bayless (R) pinned Tony Morello, 1:23  120-Ryan Crookham (ND) dec. Beau Bayless, 6-1</p>



<p><b>State AA Team Duals Quarterfinals</b>  <b>15 Reynolds 54 Westmont Hilltop 9</b>  220-Wyatt Owen (R) pinned Noah Gresh, 0:39.  285-Derek Skeehan (R) dec. Max Yonko, 6-3.  106-Gary Steen (R) pinned Connor Lamantia, 1:07.  113-Cole Bayless (R) major dec. T Kushner, 11-0.  120-Beau Bayless (R) pinned Zane Blackburn, 1:49  126-Andrew Ischo (R) dec. Conner Polacek, 3-1.  132-Kaeden Berger (R) pinned Roy Dunn, 5:15.  138-Noah Korenoski (WH) dec. Alex Ischo, 7-3.  145-Rocco Bartolo (R) dec. Ethan Kelly, 3-0.  152-H Holbay (WH) pinned Jarred Wilkerson, 1:29.  160-Hunter Thompson (R) dec. Camden Moors, 6-3.  170-Cole Toy (R) dec. Mason Muto, 3-0.  182-B McCloskey (R) tech fall H Holbay, 18-3, 5:53.  195-Braydon Herbster (R) pinned T Dluhos, 1:45.</p>	<p><b>State AA Team Duals Semifinals</b>  <b>16 Reynolds 46 Saucan Valley 20</b>  106-Gary Steen (R) Won by Fall 2:16 over Nicholas  113-Cole Bayless (R) Won by Fall 1:10 over Markle  120-Beau Bayless (R) Won by Fall :13 over Dyer  126-Andrew Ischo (R) Won by Fall:40 over Gilbert  132-Liam Foore (R) Lost by T Fall to Jones  138-Kaeden Berger (R) Lost by Dec 4-3 to Spirk  145-Alex Ischo (R) Lost by Dec 4-1 to Rosengrant  152-Rocco Bartolo (R) Won by Dec 4-1 over Mahaffey  160-Thompson (R) Won by M Dec 10-0 over Csencsits  170-Cole Toy (R) Won by Inj Def over Hirschbeck  182-McCloskey (R) Won by Fall :54 over Coronado  195-Herbster (R) Lost by Fall 3:24 to Csencsits  220-Evan Miller (R) Won by Dec 6-4 over Harka  285-Daniello (R) Lost by Dec 2-1 TB-2 to Warnke</p>
<p><b>State AA Team Duals Finals</b>  <b>17 Reynolds 31 Southern Columbia 23</b>  170: Cole Toy Won by M Dec 9-1 over to Gedman  182: B McCloskey Won by Dec 3-2 over Waltman  195: B Herbster Lost by Fall 3:24 to Zachman  220: Wyatt Owen Lost by M Dec 11-1 to G Garica  285: Derrick Skeehan Won by Dec 3-2 over Quinton  106: Gary Steen Won by Fall 1:28 over Feese  113: Cole Bayless Lost by Dec 5-2 to Biscoe  120: Beau Bayless Won by T Fall 16-1 over Krepps  126: Andrew Ischo Won by Dec 4-2 over Yoder  132: Kaeden Berger Lost by Dec 3-1 SV to Edmonson  138: Rocco Bartolo Won by M Dec 15-3 over Miner  145: Alex Ischo Lost by M Dec 10-2 to Garica  152: Jordan DeCarmen Lost by Dec 7-4 to Miller  160: H Thompson Won by Dec 10-8 SV over Linn</p>	



# 2019-2020 Match Results

## Reynolds 50 CASH 27

113-Gary Steen (R) pinned Tent Roncoglione, 0:34.  
 120-Cole Bayless (R) pinned Connor Peterson, 0:48  
 126-Adam Wilcox (R) pinned Kyle Loutzenhiser, 1:51.  
 132-Collin Hearn (C) dec. Clayton Rhoades, 3-2.  
 138-Kaeden Berger (R) major dec. Brady Gould, 17-5.  
 145-Jonny O'Neil (C) pinned Camren Klenke, 1:31.  
 152-Alex Ischo (R) major dec. Jesse Davenport, 18-5.  
 160-Josh Anderson (C) pinned Jarred Wilkerson, 4:41.  
 170-Owen Miller (R) pinned Dylan Lehmann, 4:22.  
 182-Bryce McCloskey (R) pinned Pierce O'Day, 0:42.  
 195-Trevor Tursky (C) pinned Mitchell Mason, 5:14.  
 220-Keith Palmer (R) won by forfeit.  
 285-Rocco John Daniello (R) pinned C Schellman, 0:43.  
 106-Kyle Lantz (C) won by forfeit

## Reynolds 82 Conneaut OH 0

106-Kelsey McAdoo (R) won by forfeit.  
 113-Gary Steen (R) won by forfeit.  
 120-Cole Bayless (R) won by forfeit.  
 126-Adam Wilcox (R) pinned Amari Bowers, 0:39.  
 132-Clayton Rhoades (R) pinned Ryan Osborne, 5:21.  
 138-Kaeden Berger (R) pinned Logan Pinkerton, 1:25.  
 145-Alex Ischo (R) pinned Riley Williams, 0:52.  
 152-Cam Klenke (R) major dec. Sean Herman, 24-10.  
 160-Jalen Wagner (R) pinned Nate Coy, 1:13.  
 170-Owen Miller (R) pinned Tyler Hale, 2:41.  
 182-Bryce McCloskey (R) pinned Daren Christine, 1:06.  
 195-Mitchell Mason (R) pinned Mikala Bateman, 0:10.  
 220-Braydon Herbster (R) won by forfeit.  
 285-Rocco John Daniello (R) pinned C Strader, 0:26.

## Reynolds 57 Titusville 12

220-Evan Miller (R) major dec. Joe Jacobson, 11-1.  
 285-Rocco John Daniello (R) dec. Gage Sutton, 3-1.  
 106-double forfeit  
 113-Gary Steen (R) won by forfeit.  
 120-Cole Bayless (R) pinned Zach Rodgers, 0:30.  
 126-Seth Donovan (T) inj def. over Adam Wilcox, 2nd  
 132-Clayton Rhoades (R) won by forfeit.  
 138-Kaeden Berger (R) pinned Brock Covell, 3:11.  
 145-Alex Ischo (R) tech fall James Titus, 23-7, 5:30.  
 152-Jared Rogers (T) pinned Jalen Wagner, 2:31.  
 160-Jordan DeCarmen (R) won by forfeit.  
 170-Cole Toy (R) dec. Devin Patterson, 4-2.  
 182-Bryce McCloskey (R) pinned Levi Nosko, 1:27.  
 195-Braydon Herbster (R) pinned Kolin Baker, 0:46

## Reynolds 64 Jamestown 6

285-Rocco John Daniello (R) won by forfeit.  
 106-Kane Kettering (R) dec. Mitchell Headley, 4-1.  
 113-Gary Steen (R) pinned Seth Renwick, 0:41.  
 120-Cole Bayless (R) won by forfeit.  
 126-Chase McLaughlin (J) dec. Liam Foore, 4-0  
 132-Clayton Rhoades (R) pinned Sean Shields, 2:36  
 138-Kaeden Berger (R) pinned Joseph Blanchard, 1:30.  
 145-Alex Ischo (R) pinned Rieane Zajak, 0:17.  
 152-Jalen Wagner (R) won by forfeit.  
 160-Jordan DeCarmen (R) won by forfeit.  
 170-Jed Goodlin (J) dec. Cole Toy, 9-6.  
 182-Bryce McCloskey (R) pinned Hunter Cowher, 2:51.  
 195-Braydon Herbster (R) major dec. Collin Wilson, 11-1.  
 220-Evan Miller (R) dec. Mitchell Nesevich, 3-1 (SV).

## Border Wars - Reynolds 65 McDowell 3

195-Braydon Herbster wbf 1:15  
 220-Evan Miller wbf 3:01  
 285-Rocco John Daniello wbf 1:02  
 106-Kane Kettering (Sallot) wbd 8-1  
 113-Gary Steen wbf  
 120-Cole Bayless wbd 9-0  
 126-Liam Foore wbd 9-2  
 132-Clayton Rhoades lbd 3-1  
 138-Kaeden Berger wbd 8-4 (Butterfield)  
 145-Alex Ischo wbd 13-2  
 152-Jalen Wagner wbf 3:13  
 160-Jordan DeCarmen wbf 2:40  
 170-Cole Toy wbf  
 182-Bryce McCloskey wbf

## Border Wars - Reynolds 69 Musselman WV 10

220-Evan Miller wbf 2:53  
 285-Rocco John Daniello 5-0  
 106-Kane Kettering wbf 1:49  
 113-Gary Steen wbf 0:11  
 120-Cole Bayless wbf 1:48  
 126-Dreyvin Livingston wbf 1:11  
 132-Clayton Rhoades wbf 0:38  
 138-Kaeden Berger wbf  
 145-Alex Ischo wbf 1:41  
 152-Jalen Wagner lbd 17-7  
 160-Owen Miller lbf 1:07  
 170-Cole Toy wbf 1:01  
 182-Bryce McCloskey wbf 0:30  
 195-Braydon Herbster wbf 1:30

## Reynolds 70 Greenville 6

220-Evan Miller wbf 2:56  
 285-Rocco John Daniello wbf 1:18 (DiFrischia)  
 106-Kane Kettering wbf 0:39  
 113-Gary Steen wbf 2:33 (Knauf)  
 120-Liam Foore wbf 0:46 (Csonka)  
 126-Cole Bayless wbd 4-0 (Kneeland)  
 132-Clayton Rhoades lbf 3:33 (Rainey)

## Ultimate Duals - Reynolds 43 Burrell 21

145-Alex Ischo (R) dec. Simon Slahyovsky, 4-0.  
 152-Damien Barr (B) pinned Jalen Wagner, 3:41  
 160-AJ Corrado (B) pinned Owen Miller, 3:01.  
 170-Cole Toy (R) pinned Noah Linderrman, 3:25.  
 182-Bryce McCloskey (R) major dec. D Holmes, 13-1.  
 195-Braydon Herbster (R) pinned Cole Clark, 3:45.  
 220-Richard Feroce (B) dec. Evan Miller, 3-2 (TB-2).



138-Kaeden Berger wbf 1:01 (Gentile)  
 145-Alex Ischo wbf 1:49  
 152-Jalen Wagner wbmd 8-0  
 160-Jordan DeCarmen wbf 1:16  
 170-Cole Toy wbd 1-0 (Karpinski)  
 182-Bryce McCloskey wbf  
 195-Braydon Herbster wbf 1:12

285-Rocco John Daniello (R) won by forfeit.  
 106-Kane Kettering (R) pinned Nikolas Ferra, 0:34.  
 113-Gary Steen (R) dec. Shawn Szymanski, 6-3  
 120-Cole Bayless (R) dec. Nicholas Salerno, 5-3.  
 126-Liam Foore (R) dec. Trent Valovchik, 4-0.  
 132-Aaron Edwards (B) pinned Dreyvin Livingston, 0:57.  
 138-Kaeden Berger (R) dec. Ian Oswalt, 2-1 (TB-2).

### Ultimate Duals - Reynolds 35 Chestnut Ridge 29

160-Owen Miller lbt 15-0  
 170-Cole Toy wbf 19-2  
 182-Bryce McCloskey wbf  
 195-Braydon Herbster wbd 4-1  
 220-Evan Miller lbd 6-0  
 285-RJD wbf  
 106-Kane Kettering lbd 6-2  
 113-Gary Steen wbf  
 120-Cole Bayless lbd 5-0 (Burkett)  
 126-Liam Foore wbd 4-0 (Holderbaum)  
 132-Dreyvin Livingston lbf  
 138-Kaeden Berger wbf  
 145-ALEX Ischo lbd 3-1 (SV)  
 152-Cam Klenke lbf

### Reynolds 60 Commodore Perry 20

138-Kaeden Berger (R) won by forfeit.  
 145-Clayton Smith (CP) pinned Cam Klenke, 3:40.  
 152-Jalen Wagner (R) pinned Hunter Yeager, 0:40.  
 160-Gage Musser (CP) tech fall Owen Miller, 16-0, 3rd pd.  
 170-Cole Toy (R) pinned Evan Hamilton, 3:41.  
 182-Bryce McCloskey (R) pinned Domanic Leonard, 3:35.  
 195-Braydon Herbster (R) pinned Ryder Knierman, 1:30.  
 220-Evan Miller (R) pinned Rory McTighe, 1:37.  
 285-Rocco John Daniello (R) pinned Noah Scott, 1:54.  
 106-Hunter Geibel (CP) won by forfeit.  
 113-Gary Steen (R) won by forfeit.  
 120-Cole Bayless (R) won by forfeit.  
 126-Zane Grinnell (CP) dec. Liam Foore, 2-1.  
 132-Adam Wilcox (R) won by forfeit.

### District 10 Team Duals - Quarterfinals Reynolds 65, Eisenhower 12

113-Gary Steen wbf  
 120-Cole Bayless lbd 11-5 (Jaquay)  
 126-Adam Wilcox wbf 3:37  
 132-Clayton Rhoades lbf  
 138-Berger wbf 16-1, 4:20.  
 145-Alex Ischo wbf 2:21  
 152-Jalen Wagner wbf 4:38  
 160-Jordan DeCarmen wbf 0:46  
 170-Cole Toy 0:13  
 182-Bryce McCloskey wbf 0:25  
 195-Braydon Herbster wbf 1:52  
 220-Evan Miller lbd 6-4 (Black)  
 285-RJD wbf 1:16  
 106-Kane Kettering wbf 0:27

### District 10 Team Duals - Semifinals Reynolds 76, Mercer 0

120-Cole Bayless wbf 3:28  
 126-Liam Foore wbd 2-0 (Filer)  
 132-Adam Wilcox wbd 10-5  
 138-Berger wbf 1:41  
 145-Alex Ischo wbf 1:09  
 152-Jalen Wagner wbf 0:42  
 160-Jordan DeCarmen wbf 0:30  
 170-Cole Toy wbf 3:06  
 182-Bryce McCloskey wbf  
 195-Braydon Herbster wbmd 11-0  
 220-Evan Miller wbf 1:07  
 285-RJD wbf 1:30  
 106-Kane Kettering wbf 0:15  
 113-Gary Steen wbf 0:14

### State AA Team Championship - 1st Round Reynolds 39 vs Notre Dame Green Pond 25

152- Alexd Ischo wbmd Jacob Weher, 16-8  
 160- Jorden DeCarmen lbt Andrew Cerniglia 17-2  
 170- Cole Toy wbf Nolan Berkenstock, 1:46  
 182- Bryce McCloskey wbf Jared Blobe, 19-4; 4:44  
 195- Braden Herbster wbf Mason Ludlow, 4:14  
 220- Evan Miller wbd Jason Sine, 4-2 SV  
 285- Rocco-John Daniello wbf Eschen Swartz 0:57  
 106- Kelsey McAdoo wbf  
 113- Gary Steen lbd Brett Ungar, 3-1 SV  
 120- Liam Foore lbd Brandon Chletsos, 16-6  
 126- Cole Bayless wbd Bryson Vaughn, 6-2 TB  
 132- Dreyvin Livingston lbd Josh Bauman, 13-4  
 138- forfeit to Ryan Crookham  
 145- Kaeden Berger lbd Holden Garcia, 6-2

### State AA Team Championship - Quarterfinals Reynolds 47 Forest Hills 20

160-Jordan DeCarmen lbf Ryan Weyandt, 4:53  
 170-Cole Toy wbd Brycen Rearick, 3-0  
 182-Bryce McCloskey wbf Ryan Shaw, 0:56  
 195-Braden Herbster wbf Luke Hrlbar, 0:26  
 220-Evan Miller wbf Dalton Gable, 4:41  
 285-RJD won by ff  
 106-Kane Kettering wbf  
 113-Gary Steen wbd 2-0  
 120-Cole Bayless wbf  
 126-Liam Foore lbt (Arrington)  
 132-mmm wbd 8-3  
 138-Clayton Rhoades wbd 5-2  
 145-Cam Klenke lbd 7-3  
 152-lbff (Gibson)



**State AA Team Championship - Finals**  
**Reynolds 34 Southern Columbia 27**

220-Evan Miller wbd 6-5

285-RJD wbd 9-3 (Lear)

106-Kane Kettering wbf 3:29

113-Gary Steen wbf 0:29

120-Cole Bayless wbmd 10-0

126-Liam Foore lbd 8-1 (Biscoe)

132-mmmm wbf 3:00

138-Dreyvin Livingston lbmd 9-0(Edmonson)

145-Alex Ischo wbd 7-2

152-Jaylen Wagner lbf 1:54 (Barnes)

160-Jordan DeCarmen lbmd 10-1(Gav. Garcia)

170-Cole Toy lbmd 10-2 (Linn)

182-Bryce McCloskey wbd 5-0 (Waltman)

195-forfeit (Gai. Garcia)

The Match Results Page was updated



# 2020-2021 Match Results

<u><b>Reynolds vs Brookville 12/11/2020</b></u> <b>Reynolds 35 Brookville 31</b> 138-Josh Popson (B) pinned Camren Klenke, 5:10. 145-Dreyvin Livingston (R) won by forfeit. 152-Alex Ischo (R) won by forfeit. 160-Kaeden Berger (R) major dec. Wyatt Griffin, 8-0. 172-J Zimmerman (B) pinned Jordan DeCarmen, 2:58. 189-Cole Toy (R) pinned Caden Marshall, 0:37. 215-Bryce Rafferty (B) pinned Mitchell Mason, 3:53. 285-Nathan Taylor (B) pinned Rocco J Daniello, 1:49. 106-Logan Hammerschmidt (R) dec. J Popson, 10-6. 113-Cayden Walter (B) dec. Chase Bell, 1-0. 120-Gary Steen (R) pinned Antonio Thorton, 0:27. 126-Owen Reinsel (B) major dec. Liam Foore, 10-0. 132-Kane Kettering (R) major dec. B Cieleski, 10-2	<u><b>Reynolds vs Saegertown 1/9/2021</b></u> <b>Reynolds 50 Saegertown 16</b> 138-Dreyvin Livingston wbff 145-Alex Ischo wbd 3-2 152-mmm wbf 1:22 160-Jalen Wagner wbf 0:53 170-Jordan DeCarmen lbd 6-2 (Caldwell) 189-Cole Toy wbtbf 18-3, 5:37. 215-Mitchell Mason lbf 5:59 285-RJD wbf 0:12 106-Logan Hammerschmidt lbd 7-1 113-Chase Bell lbmd 10-2 (Robison) 120-Gary Steen wbff 126-Liam Foore wbff 132-Kane Kettering wbf 3:10
<u><b>Reynolds vs Seneca Valley 1/9/2021</b></u> <b>Reynolds 19 Seneca Valley 36</b> 152-mmm lbd 5-0 (Herrera-Rondon) 160-Jalen Wagner lbd 6-2 (Amelia) 172-Jordan DeCarmen lbf 189-Cole Toy wbd 9-6 (Volk Kloss) 215-Owen Miller lbd 7-3 285-Rocco John Daniello Wbf 2:00 106-Logan Hammerschmidt lbd 8-1 113-Chase Bell lbd 8-3 (T.Chappell) 120-Gary Steen wbff 126-Liam Foore lbd (Sweedish) 132-Dreyvin Livingston wbmld 12-2 138-Kane Kettering lbf 2:38 145-Alex Ischo lbf (Shearer)	<u><b>Reynolds vs Franklin 1/13/2021</b></u> <b>Reynolds 70 Franklin 3</b> 120-Gary Steen (R) pinned Trevor Hamilton, 1:17. 126-Liam Foore (R) won by forfeit 132-Kane Kettering (R) pinned Kavin Boitnott, 1:03. 138-Dreyvin Livingston (R) pinned Logan Gavin, 1:27. 145-Clayton Rhoades (R) major dec. C Ziegler, 10-2. 152-Kaeden Berger (R) won by forfeit. 160-Jalen Wagner (R) pinned J Heckathorne, 1:42. 170-Jordan DeCarmen (R) pinned Mason Criado, 0:30. 189-Cole Toy (R) pinned Hunter Stevens, 0:24. 215-Owen Miller (R) pinned Kaiden Karns, 3:42. 285-Rocco John Daniello (R) won by forfeit. 106-Cael Dailey (F) dec. Logan Hammerschmidt, 4-0 113-Chase Bell (R) pinned Dallas Ross, 1:23.
<u><b>Reynolds vs Corry (Hickory Duals) 1/16/2021</b></u> <b>Reynolds 54 Corry 15</b> 106-L Munsee (C) mdec. Logan Hammerschmidt, 9-1. 113-Chase Bell (R) won by forfeit. 120-Gary Steen (R) won by forfeit. 126-Liam Foore (R) won by forfeit. 132-Kane Kettering (R) won by forfeit. 138-Dreyvin Livingston (R) pinned Chris Almeda, 1:13. 145-Trey Proper (C) pinned Clayton Rhoades, 3:10. 152-Kaeden Berger (R) pinned Hinter Savitz, 0:43. 160-Jalen Wagner (R) pinned Brady Steele, 1:39. 172-Jordan DeCarmen (R) dec. Dylan Gourley, 4-3. 189-Cole Toy (R) dec. Shawn Proctor, 8-5. 215-H Linkerhoff (C) tech fall Owen Miller, 18-2, 6:00 285-Rocco John Daniello (R) pinned Xavier Reyda, 0:55	<u><b>Reynolds vs Hickory (Hickory Duals) 1/16/2021</b></u> <b>Reynolds 45 Hickory 23</b> 120-Gary Steen (R) tech fall Timmy Krevosh 16-1, 3:49. 126-Connor Saylor (H) dec. Liam Foore, 4-2. 132-Kane Kettering (R) won by fall 138-Cody Miller (H) dec. Dreyvin Livingston, 7-2. 145-Carter Gill (H) pinned Clayton Rhoades, 3:20. 152-Kaeden Berger (R) pinned Cameron Bucher, 0:34. 160-Jalen Wagner (R) major dec. Ty Holland, 10-2. 172-Jordan DeCarmen (R) pinned T Pumphrey, 0:51 189-Cole Toy (R) pinned Ty Tate, 0:23. 215-Owen Miller (R) won by forfeit 285-Rocco John-Daniello (R) pinned Kaleb Turcotte, 0:58. 106-L Gill (H) t fall Logan Hammerschmidt, 18-1 4:44. 113-Justin O'Neill (H) injury def. Chase Bell, 0:20.
<u><b>Reynolds vs Titusville 1/20/2021</b></u> <b>Reynolds 70 Titusville 6</b> 106-Logan Hammerschmidt (R) won by forfeit. 113-Trenton Rodgers (T) won by forfeit. 120-Gary Steen (R) won by forfeit. 126-Liam Foore (R) pinned Landen Wolfkiel, 4:28. 132-Kane Kettering (R) pinned Nate Stearns, 1:38. 138-Dreyvin Livingston (R) pinned H Warner, 3:28. 145-Clayton Rhoades (R) pinned Mason Titus, 1:33. 152-Kaeden Berger (R) major dec. B Covell, 11-3. 160-Jalen Wagner (R) pinned Kaleb Brunst, 3:02. 172-Jordan DeCarmen (R) pinned H Titus, 3:48. 189-Cole Toy (R) pinned Sebastian Titus, 4:31. 215-Owen Miller (R) won by forfeit. 285-Rocco John-Daniello (R) won by forfeit.	<u><b>RHS vs Youngsville (Sharpville Duals) 1/23/2021</b></u> <b>Reynolds 72 Youngsville 3</b> 172: Jordan DeCarmen (R) pinned Damon Reese, 0:58 189: Cole Toy (R) forfeit 215: Owen Miller (R) forfeit 285: Rocco John-Daniello (R) pinned C Jespersen, 0:13 106: Logan Hammerschmidt (R) forfeit 113: Chase Bell (R) forfeit 120: Gary Steen (R) pinned Mason Henry, 0:09 126: Liam Foore (R) forfeit 132: Kane Kettering (R) pinned Logan McDonald, 0:51 138: Dreyvin Livingston (R) forfeit 145: Colin Clough (Yv) dec. Clayton Rhoades, 12-9 152: Kaeden Berger (R) pinned Matt Disimone, 0:37 160: Jaylen Wagner (R) forfeit



<p><b><u>RHS vs Sparsville (Sharpsville Duals) 1/23/2021</u></b>  <b>Reynolds 69, Sharpsville 0</b>  215-Owen Miller (R) pinned Michael Brennemann, 3:45.  285-Rocco John-Daniello (R) pinned Noah Turruck, 0:17  106-Logan Hammerschmidt (R) won by forfeit.  113-Chase Bell (R) won by forfeit.  120-Gary Steen (R) won by forfeit.  126-Liam Foore (R) dec. Alex Rueberger, 5-2.  132-Kane Kettering (R) dec. Caullin Summers, 7-3.  138-Dreyvin Livingston (R) pinned Dalton Byerly, 0:40.  145-Clayton Rhoades (R) dec. Josh Divens, 5-0.  152-Kaeden Berger (R) pinned David Moyer, 0:32.  160-Jalen Wagner (R) pinned Wyatt Sternthal, 1:03.  172-Jordan DeCarmen (R) won by forfeit.  189-Cole Toy (R) pinned James Back, 1:14.</p>	<p><b><u>RHS vs Grove City (Sharpsville Duals) 1/23/2021</u></b>  <b>Reynolds 72 Grove City 4</b>  285-RJD wbff  106-Logan Hammerschmidt wbff  113-Chase Bell wbf 1:20  120-Gary Steen wbf 0:07  126-Liam Foore 0:27  132-Kane Kettering wbf 2:29.  138-Dreyvin Livingston lbmd 21-8  145-Clayton Rhoades wbf 4:14  152-mmm wbf 0:49  160-Jalen Wagner wbff  172-Jordan DCarmen wbf 0:08  189-Cole Toy wbf 0:43  215-Mitchell Mason wbf 1:39</p>
<p><b><u>RHS vs Meadville (Sharpsville Duals) 1/23/2021</u></b>  <b>Reynolds 66 Meadville 6</b>  106-Logan Hammerschmidt wbf 1:11  113-Chase Bell wbf 1:10  120-Gary Steen wbff  126-Liam Foore wbf 0:19  132-Kane Kettering wbd 2-0  138-Dreyvin Livingston lbd 10-5  145-Clayton Rhoades wbff  152-mmm wbff  160-Brayden McCloskey wbf 2:50  172-Jordan DeCarmen wbf 0:59  189-Cole Toy wbf 0:41  215-Owen Miller lbd 6-3  285-RJD wbff.</p>	<p><b><u>Reynolds vs Lakeview 1/20/2021</u></b>  <b>Reynolds 70 Lakeview 6</b>  106-Logan Hammerschmidt (R) won by forfeit.  113-Chase Bell (R) won by forfeit.  120-Gary Steen (R) won by forfeit.  126-Liam Foore (R) won by forfeit.  132-Kane Kettering (R) won by forfeit.  138-Dreyvin Livingston (R) pinned Nate Martin,  145-Clayton Rhoades (R) major dec. R O'Polka, 12-2  152-Kaeden Berger (R) pinned Danica Hinkson, 1:53.  160-Brayden McCloskey (R) pinned A Osborne, 3:28.  172-Jalen Wagner (R) pinned Luke Klonowski, 0:59.  189-Cole Toy (R) pinned Zach Pulliam, 0:48.  215-Isaac DeVault (L) pinned Owen Miller, 1:50.  285-Rocco John-Daniello (R) pinned M Bevan 0:38.</p>
<p><b><u>Reynolds vs Commodore Perry 1/30/2021</u></b>  <b>Reynolds 41 Commodore Perry 17</b>  138-A Armagost (CP) md. Dreyvin Livingston, 18-6.  145-Clayton Rhoades (R) tech fall K Heeter, 17-2,  152-Kaeden Berger (R) won by forfeit.  160-Jalen Wagner (R) dec. Clayton Smith, 5-3.  172-Gage Musser (CP) md. Jordan DeCarmen, 10-0.  189-Jonathon Rodgers (CP) dec. Owen Miller, 2-0.  215-Mitchell Mason (R) pinned Hunter Yeager, 0:25.  285-Rocco John-Daniello (R) pinned Ethan Fritz, 0:52.  106-H Geibel (CP) dec. Logan Hammerschmidt, 4-0.  113-Chase Bell (R) pinned Ben Kammes, 0:16.  120-Gary Steen (R) pinned Gage Gilmore, 1:26.  126-Wyatt Lazzar (CP) dec. Liam Foore, 2-1.  132-Kane Kettering (R) dec. Zane Grinnell, 3-0</p>	<p><b><u>Reynolds vs Conneaut PA 2/3/2021</u></b>  <b>Reynolds 54 Conneaut 6</b>  113-Hunter Gould (C) dec. Chase Bell, 5-2.  120-Gary Steen (R) pinned Kyle Lantz, 0:21.  126-Liam Foore (R) pinned Will Schell, 2:58.  132-Kane Kettering (R) pinned Trent Roncaglione, 1:11.  138-Dreyvin Livingston (R) won by forfeit.  145-Clayton Rhoades (R) won by forfeit.  152-Kaeden Berger (R) pinned Collin Hearn, 3:20.  160-Brady Gould (C) dec. Jalen Wagner, 5-2.  172-Jordan DeCarmen (R) dec. Joshua Anderson, 7-6.  189-Owen Miller (R) won by forfeit.  215-Cole Toy (R) dec. Trevor Tursky, 3-2.  285-Rocco John-Daniello (R) won by forfeit.  106-no match</p>
<p><b><u>Reynolds vs Greenville 2/4/2021</u></b>  <b>Reynolds 40 Greenville 15</b>  189-Owen Miller lbd 5-0 (Karpinski)  215-Cole Toy wbd 9-3 (Gentile)  285-RJD wbd 4-0 (Nesevich)  106-Logan Hammerschmidt lbf 4:54 (Porter)  113-Chase Bell wbf 1:09 (Renwick)  120-Gary Steen (Knauf) wbf  126-Liam Foore lbd 4-0 (McLaughlin)  132-Kane Kettering (R) dec.Kneeland, 2-0  138-Dreyvin Livingston lbd 3-2 (Luke Gentile)  145-Clayton Rhoades wbf 1:16 (Battles)  152-Mmmmmmm wbtbf 15-0 (Robertson)  160-Jalen Wagner wbtbf 16-0, 5:53 (Springer)  172-Jordan DeCarmen wbd 7-3 (Hayne)</p>	<p><b><u>District 10 Team Semifinal 2/6/2021</u></b>  <b>Reynolds 71 Titusville 0</b>  152-Brayden McCloskey (R) pinned Mason Titus, 1:37.  160-Jalen Wagner (R) dec. Brock Covell, 7-3.  172-Jordan DeCarmen (R) pinned Hunter Titus, 0:32  189-Cole Toy (R) won by forfeit.  215-Owen Miller (R) pinned Sebastian Titus, 5:25.  285-Rocco John-Daniello (R) pinned Lodge Nosko, 0:58.  106-Logan Hammerschmidt (R) won by forfeit.  113-Chase Bell (R) dec. Trenton Rodgers, 4-2.  120-Gary Steen (R) won by forfeit.  126-Liam Foore (R) tech. fall Landen Wolfkiel, 16-0, 5:48.  132-Kane Kettering (R) won by forfeit.  138-Dreyvin Livingston (R) pinned Nate Stearns, 5:32.  145-Kaeden Berger (R) pinned Hayden Warner, 0:38</p>



<p><b>District 10 Team Final 2/10/2021</b>  <b>Reynolds 45 Fort LeBoeuf 15</b>  160-Jack Rimpa (FtL) dec. Jalen Wagner, 4-3  172-Tim Church (FtL) dec. Jordan DeCarmen, 7-4  189-Dan Church (FtL) dec. Owen Miller, 4-2  215-Cole Toy (R) pinned Jack Sangl, 0:41  285-R John-Daniello (R) pinned McGlaughlin, 1:12  106-L Hammerschmidt (R) pinned A Przybycien, 0:30  113-Chase Bell (R) dec. Jake Bennett, 2-0 SV  120-Gary Steen (R) pinned Adam Johnson, 2:45  126-Jojo Przybycien (FtL) dec. Liam Foore, 3-0  132-Kane Kettering (R) pinned Jackson Bowers, 3:12  138-Dreyvin Livingston (R) pinned D Stearns, 3:58  145-Kaeden Berger (R) won by forfeit  152-C McChesney (FtL) dec. B McCloskey, 2-1</p>	<p><b>State Team Quarterfinals 3/24/2021 at RHS</b>  <b>Raiders 50 Forrest Hills 21</b>  285-Rocco John Daniello (R) pinned Kirk Bearjar, 0:20  106-Logan Hammerschmidt (R) pinned I Shilkosy, 0:30.  113-Chase Bell (R) won by forfeit.  120-Liam Foore (R) pinned Tony DiPaola, 0:45.  126-Gary Steen (R) pinned Hunter Forcellini, 0:51  132-Kane Kettering pinned Jude Martyak, 1:42.  138-Easton Toth (FH) pinned Dreyvin Livingston. 4:20  145-Tye Templeton (FH) pinned Alex Ischo, 4:53.  152-Jackson Arrington (FH) pinned Cam Klenke, 2:36  160-Kaeden Berger dec. Dustin Flinn, 6-2.  172-Ryan Weyandt (FH) dec. Jalen Wagner, 7-0  189-Cole Toy (R) won by forfeit  215-Mitchell Mason (R) pinned Ryan Shaw, 1:43.  Reynolds lost 1 team point after 145</p>
<p><b>State Team Quarterfinals 3/27/2021 at CVHS</b>  <b>Raiders 35 Burrell 30</b>  132-Salerno (B) dec. Kane Kettering, 5-3.  138-D Edwards (B) major dec. Dreyvin Livingston, 14-4.  145-Ian Oswalt (B) major dec. Alex Ischo, 11-2.  152-Kaeden Berger (R) tech fall S Slatovsky, 18-2, 3:52.  160-Jalen Wagner (R) pinned Damian Barr, 5:49.  172-AJ Corrado (B) major dec. Jordan DeCarmen, 9-1.  189-Cole Toy (R) pinned Colby Christie, 1:06.  215-Cole Clark (B) dec. Owen Miller, 3-1.  285-Rocco John-Daniello (R) won by forfeit  106-Cooper Hornack (B) pinned Logan, 0:45.  113-Chase Bell (R) won by forfeit  120-Gary Steen (R) pinned Nikki Ferra, 2:54.  126-Shawn Szmanski (B) won by forfeit.</p>	<p><b>State Team Quarterfinals 3/27/2021 at CVHS</b>  <b>Raiders 31 Southern Columbia 22</b>  138-Ian Yoder (SC) major dec. Dreyvin Livingston, 12-3.  145-P Edmondson (SC) pinned Clayton Rhoades, 4:09.  152-Brandon Gedman (SC) dec. Alex Ischo, 5-1.  160-Kaeden Berger (R) dec. Garrett Garcia, 4-3 TB.  170-Gavin Garcia (SC) pinned Jalen Wagner, 1:17.  189-Wes Barnes (SC) dec. Jordan DeCarmen, 7-3.  215-Cole Toy (R) dec. Collin Sharrow, 5-4.  285-Rocco John-Daniello (R) pinned C Treshock, 0:44.  106-Logan Hammerschmidt (R) pinned G Fronk, 1:46.  113-Chase Bell (R) major dec. Brady Feese, 9-1  120-Liam Foore (R) dec. Toren Cooper, 7-2.  126-Gary Steen (R) dec. Kole Biscoe, 2-0.  132-Kane Kettering (R) dec. Garrett Krebs, 6-1.</p>